



BC807-16~BC807-40

PNP GENERAL PURPOSE TRANSISTORS

VOLTAGE 45 Volt **POWER** 330 mWatt

SOT-23 Unit : inch(mm)

FEATURES

- General purpose amplifier applications
- PNP epitaxial silicon, planar design
- Collector current $I_c = 500\text{mA}$
- Lead free in compliance with EU RoHS2.0 (2011/65/EU & 2015/865/EU directive)
- Green molding compound as per IEC61249 Std. . (Halogen Free)

MECHANICAL DATA

- Case: SOT-23, Plastic
- Terminals: Solderable per MIL-STD-750, Method 2026
- Apporx. Weight: 0.0003 ounce, 0.0084 gram
- Device Marking : BC807-16 : 7A
BC807-25 : 7B
BC807-40 : 7C

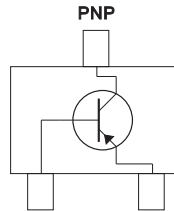
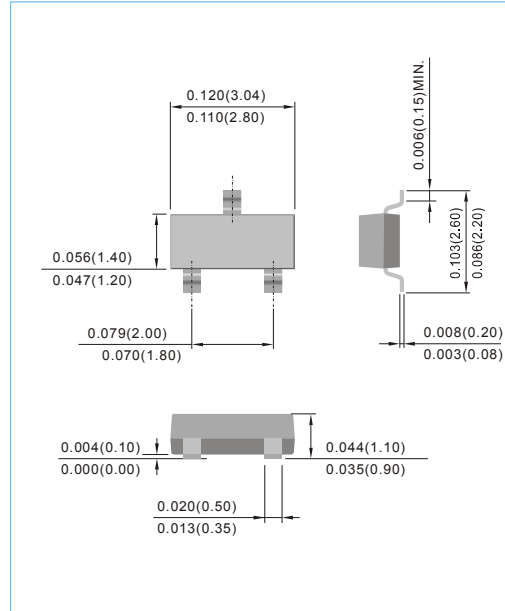


Fig.35



MECHANICAL DATA

PARAMETER	SYMBOL	Value	UNIT
Collector-Emitter Voltage	V_{CEO}	-45	V
Collector-Base Voltage	V_{CBO}	-50	V
Emitter-Base Voltage	V_{EBO}	-5	V
Collector Current - Continuous	I_c	-500	mA
Peak Collector Current	I_{CM}	-1000	mA
Total Power Dissipation (Note 1)	P_{TOT}	330	mW
Junction and Storage Temperature Range	T_J, T_{STG}	-55 to 150	°C

THERMAL CHARACTERISTICS

PARAMETER	SYMBOL	Value	UNIT
Thermal Resistance Junction to Ambient (Note 1)	$R_{\theta JA}$	375	°C/W
Thermal Resistance Junction to Lead	$R_{\theta JL}$	220	°C/W

NOTES : 1. Transistor mounted on FR-5 board minimum pad mounting conditions.

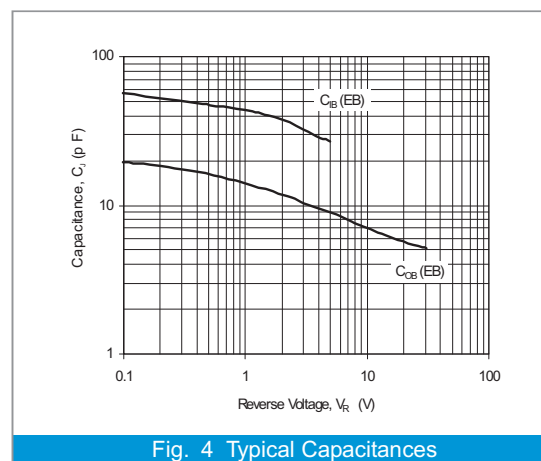
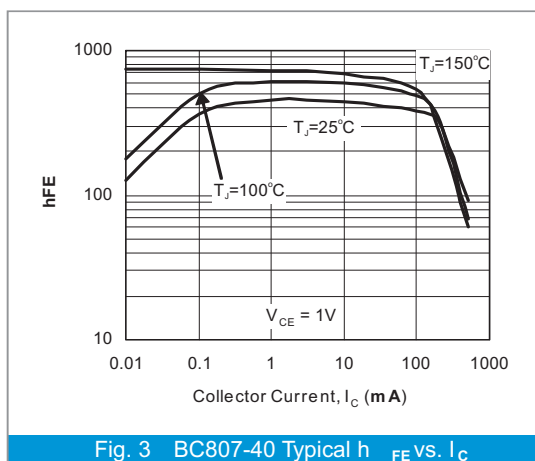
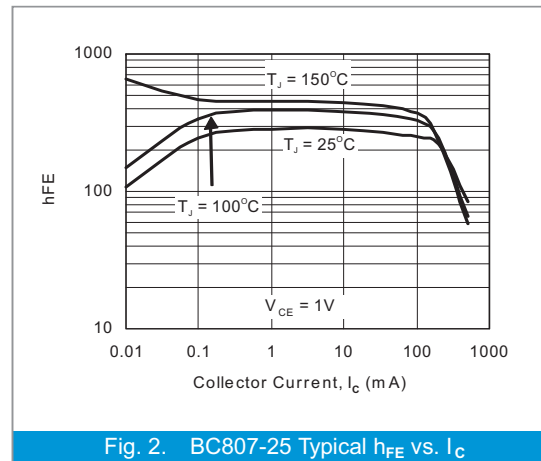
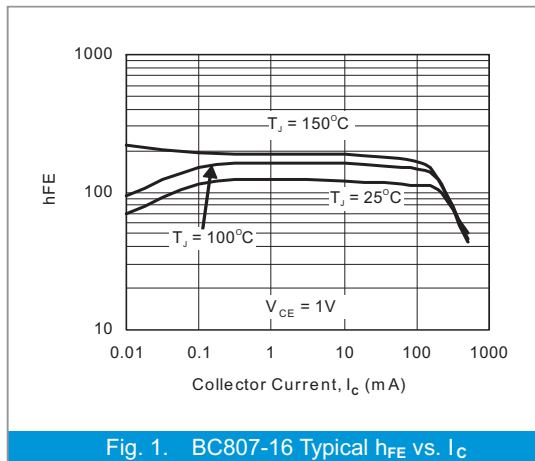


BC807-16~BC807-40

ELECTRICAL CHARACTERISTICS(T_J=25°C,unless otherwise notes)

PARAMETER	SYMBOL	MIN.	TYP.	MAX.	UNIT	
Collector-Emitter Breakdown Voltage (I _C =-10mA, I _E =0)	V _{(BR)CEO}	-45	-	-	V	
Collector-Base Breakdown Voltage (V _{EB} =0V, I _C =-10μA)	V _{(BR)CBO}	-50	-	-	V	
Emitter-Base Breakdown Voltage (I _E =-1μA, I _C =0)	V _{(BR)EBO}	-5.0	-	-	V	
Emitter-Base Cutoff Current (V _{EB} =-5V)	I _{EBO}	-	-	-100	nA	
Collector-Base Cutoff Current (V _{CB} =-20V, I _E =0)	I _{CBO}	T _J =25°C	-	-100	nA	
		T _J =150°C	-	-5.0	μA	
DC Current Gain (I _C =-100mA, V _{CE} =-1V)	h _{FE}	BC807-16	100	-	250	-
		BC807-25	160	-	400	-
(I _C =-500mA, V _{CE} =-1V)		250	-	600	-	
Collector-Emitter Saturation Voltage (I _C =-500mA, I _E =-50mA)	V _{CE(SAT)}	-	-	-0.7	V	
Base-Emitter Voltage (I _C =-500mA, V _{CE} =-1.0V)	V _{BE(ON)}	-	-	-1.2	V	
Collector-Base Capacitance (V _{CB} =-10V, I _E =0, f=1MHz)	C _{CBO}	-	7.0	-	pF	
Current Gain-Bandwidth Product (I _C =-10mA, V _{CE} =-5V, f=100MHz)	f _T	100	-	-	MHz	

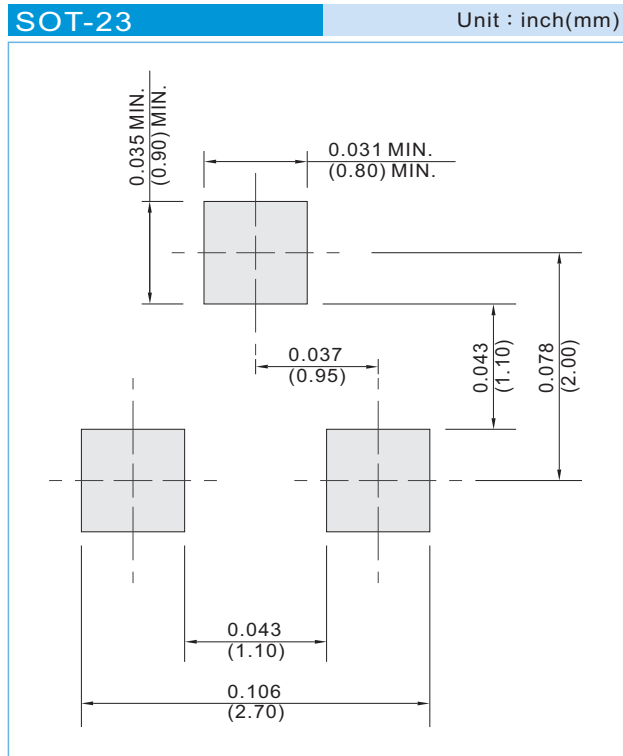
ELECTRICAL CHARACTERISTICS





BC807-16~BC807-40

MOUNTING PAD LAYOUT



ORDER INFORMATION

- Packing information
 - T/R - 12K per 13" plastic Reel
 - T/R - 3K per 7" plastic Reel



BC807-16~BC807-40

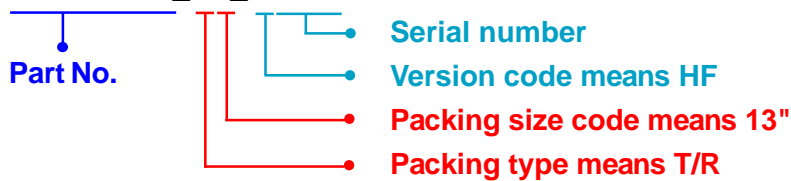
Part No_packing code_Version

BC807-16_R1_00001

BC807-16_R2_00001

For example :

RB500V-40_R2_00001



Packing Code XX				Version Code XXXXX		
Packing type	1 st Code	Packing size code	2 nd Code	HF or RoHS	1 st Code	2 nd ~5 th Code
Tape and Ammunition Box (T/B)	A	N/A	0	HF	0	serial number
Tape and Reel (T/R)	R	7"	1	RoHS	1	serial number
Bulk Packing (B/P)	B	13"	2			
Tube Packing (T/P)	T	26mm	X			
Tape and Reel (Right Oriented) (TRR)	S	52mm	Y			
Tape and Reel (Left Oriented) (TRL)	L	PANASERT T/B CATHODE UP (PBCU)	U			
FORMING	F	PANASERT T/B CATHODE DOWN (PBCD)	D			



BC807-16~BC807-40

Disclaimer

- Reproducing and modifying information of the document is prohibited without permission from Panjit International Inc..
- Panjit International Inc. reserves the rights to make changes of the content herein the document anytime without notification. Please refer to our website for the latest document.
- Panjit International Inc. disclaims any and all liability arising out of the application or use of any product including damages incidentally and consequentially occurred.
- Panjit International Inc. does not assume any and all implied warranties, including warranties of fitness for particular purpose, non-infringement and merchantability.
- Applications shown on the herein document are examples of standard use and operation. Customers are responsible in comprehending the suitable use in particular applications. Panjit International Inc. makes no representation or warranty that such applications will be suitable for the specified use without further testing or modification.
- The products shown herein are not designed and authorized for equipments requiring high level of reliability or relating to human life and for any applications concerning life-saving or life-sustaining, such as medical instruments, transportation equipment, aerospace machinery et cetera. Customers using or selling these products for use in such applications do so at their own risk and agree to fully indemnify Panjit International Inc. for any damages resulting from such improper use or sale.
- Since Panjit uses lot number as the tracking base, please provide the lot number for tracking when complaining.