

## 5% Zener Voltage Tolerance Zener Diode

### FEATURES

- Wide voltage range selection 2.4V to 75V
- Surface mount device type
- Moisture sensitivity level: level 1, per J-STD-020
- RoHS Compliant
- Halogen-free according to IEC 61249-2-21

### APPLICATIONS

- General regulation functions

### MECHANICAL DATA

- Case: SOD-123
- Molding compound meets UL 94V-0 flammability rating
- Terminal: Matte tin plated leads, solderable per J-STD-002
- Meet JESD 201 class 1A whisker test
- Polarity: Indicated by cathode band
- Weight: 10.55mg (approximately)

KEY PARAMETERS		
PARAMETER	VALUE	UNIT
$P_D$	350	mW
$V_Z$	2.4 - 75	V
$V_F$ at $I_F = 10\text{mA}$	0.9	V
$T_{J\text{MAX}}$	150	°C
Package	SOD-123	
Configuration	Single die	



SOD-123



### ABSOLUTE MAXIMUM RATINGS ( $T_A = 25^\circ\text{C}$ unless otherwise noted)

PARAMETER	SYMBOL	VALUE	UNIT
Power dissipation	$P_D$	350	mW
Forward voltage @ $I_F = 10\text{mA}$	$V_F$	0.9	V
Junction temperature range	$T_J$	-55 to +150	°C
Storage temperature range	$T_{STG}$	-55 to +150	°C

### THERMAL PERFORMANCE

PARAMETER	SYMBOL	TYP	UNIT
Junction-to-ambient thermal resistance	$R_{\theta JA}$	357	°C/W

## ELECTRICAL SPECIFICATIONS (T<sub>A</sub> = 25°C unless otherwise noted)

PART NUMBER	MARKING CODE	ZENER VOLTAGE			TEST CURRENT	REGULAR IMPEDANCE		TEST CURRENT	LEAKAGE CURRENT		TYPICAL TEMPERATURE COEFFICIENT		TEST CURRENT
		V <sub>Z</sub> @ I <sub>ZT</sub>			I <sub>ZT</sub>	Z <sub>ZT</sub> @ I <sub>ZT</sub>	Z <sub>ZK</sub> @ I <sub>ZK</sub>	I <sub>ZK</sub>	I <sub>R</sub> @ V <sub>R</sub>	@ I <sub>ZTC</sub>		I <sub>ZTC</sub>	
		V			mA	Ω	Ω	mA	μA	V	mV/°C		mA
		Min	Nom	Max		Max	Max		Max		Min	Max	
BZT52C2V4-G	WX	2.2	2.4	2.6	5	100	600	1	50	1.0	-3.5	0	5
BZT52C2V7-G	W1	2.5	2.7	2.9	5	100	600	1	20	1.0	-3.5	0	5
BZT52C3V0-G	W2	2.8	3.0	3.2	5	95	600	1	10	1.0	-3.5	0	5
BZT52C3V3-G	W3	3.1	3.3	3.5	5	95	600	1	5	1.0	-3.5	0	5
BZT52C3V6-G	W4	3.4	3.6	3.8	5	90	600	1	5	1.0	-3.5	0	5
BZT52C3V9-G	W5	3.7	3.9	4.1	5	90	600	1	3	1.0	-3.5	0	5
BZT52C4V3-G	W6	4.0	4.3	4.6	5	90	600	1	3	1.0	-3.5	0	5
BZT52C4V7-G	W7	4.4	4.7	5.0	5	80	500	1	3	2.0	-3.5	0.2	5
BZT52C5V1-G	W8	4.8	5.1	5.4	5	60	480	1	2	2.0	-2.7	1.2	5
BZT52C5V6-G	W9	5.2	5.6	6.0	5	40	400	1	1	2.0	-2.0	2.5	5
BZT52C6V2-G	WA	5.8	6.2	6.6	5	10	150	1	3	4.0	0.4	3.7	5
BZT52C6V8-G	WB	6.4	6.8	7.2	5	15	80	1	2	4.0	1.2	4.5	5
BZT52C7V5-G	WC	7.0	7.5	7.9	5	15	80	1	1	5.0	2.5	5.3	5
BZT52C8V2-G	WD	7.7	8.2	8.7	5	15	80	1	0.7	5.0	3.2	6.2	5
BZT52C9V1-G	WE	8.5	9.1	9.6	5	15	100	1	0.5	6.0	3.8	7.0	5
BZT52C10-G	WF	9.4	10	10.6	5	20	150	1	0.2	7.0	4.5	8.0	5
BZT52C11-G	WG	10.4	11	11.6	5	20	150	1	0.1	8.0	5.4	9.0	5
BZT52C12-G	WH	11.4	12	12.7	5	25	150	1	0.1	8.0	6.0	10.0	5
BZT52C13-G	WI	12.4	13	14.1	5	30	170	1	0.1	8.0	7.0	11.0	5
BZT52C15-G	WJ	13.8	15	15.6	5	30	200	1	0.1	10.5	9.2	13.0	5
BZT52C16-G	WK	15.3	16	17.1	5	40	200	1	0.1	11.2	10.4	14.0	5
BZT52C18-G	WL	16.8	18	19.1	5	45	225	1	0.1	12.6	12.4	16.0	5
BZT52C20-G	WM	18.8	20	21.2	5	55	225	1	0.1	14.0	14.4	18.0	5
BZT52C22-G	WN	20.8	22	23.3	5	55	250	1	0.1	15.4	16.4	20.0	5
BZT52C24-G	WO	22.8	24	25.6	5	70	250	1	0.1	16.8	18.4	22.0	5
BZT52C27-G	WP	25.1	27	28.9	2	80	300	0.5	0.1	18.9	21.4	25.3	2
BZT52C30-G	WQ	28.0	30	32.0	2	80	300	0.5	0.1	21.0	24.4	29.4	2
BZT52C33-G	WR	31.0	33	35.0	2	80	325	0.5	0.1	23.1	27.4	33.4	2
BZT52C36-G	WS	34.0	36	38.0	2	90	350	0.5	0.1	25.2	30.4	37.4	2
BZT52C39-G	WT	37.0	39	41.0	2	130	350	0.5	0.1	27.3	33.4	41.2	2
BZT52C43-G	WU	40.0	43	46.0	5	100	700	1.0	0.1	32.0	37.6	46.6	2
BZT52C47-G	WV	44.7	47	49.4	2	170	1000	0.25	0.1	36.0	42	51.8	2
BZT52C51-G	X1	48.5	51	53.6	2	180	1300	0.25	0.1	39.0	46.6	57.2	2
BZT52C56-G	X2	53.2	56	58.8	2	200	1400	0.25	0.1	43.0	52.2	63.8	2
BZT52C62-G	X3	58.9	62	65.1	2	225	1400	0.25	0.1	47.0	58.8	71.6	2
BZT52C68-G	X4	64.6	68	71.4	2	240	1600	0.25	0.1	52.0	65.6	79.8	2
BZT52C75-G	X5	71.3	75	78.8	2	265	1700	0.25	0.1	56.0	73.4	88.6	2

**ORDERING INFORMATION**

<b>ORDERING CODE<sup>(1)</sup></b>	<b>PACKAGE</b>	<b>PACKING</b>
BZT52Cx-G RHG	SOD-123	3K / 7" Reel

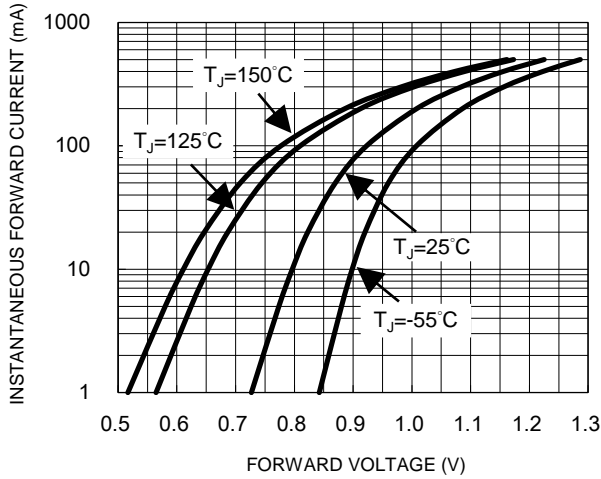
**Notes:**

1. "x" defines voltage from 2.4V(BZT52C2V4-G) to 75V(BZT52C75-G)

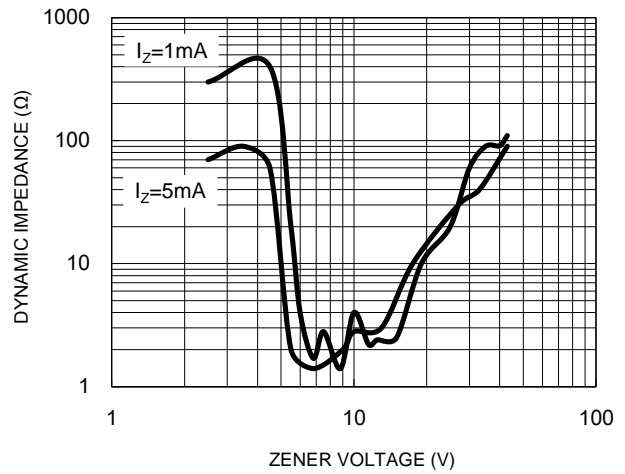
**CHARACTERISTICS CURVES**

( $T_A = 25^\circ\text{C}$  unless otherwise noted)

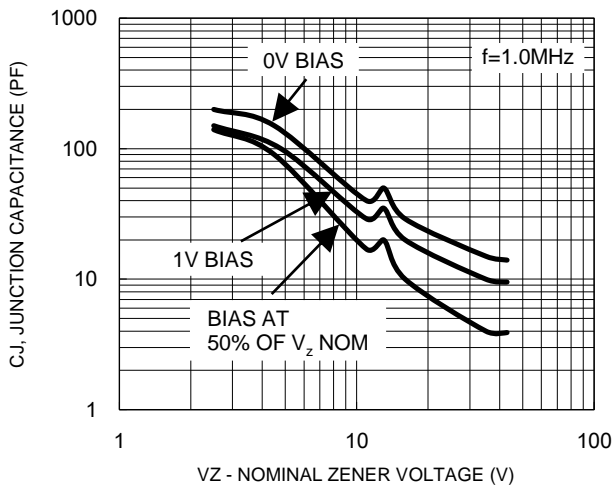
**Fig.1 Typical Forward Characteristics**



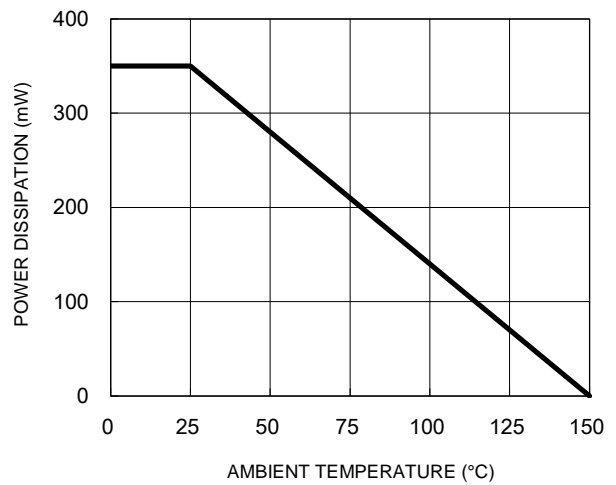
**Fig.2 Effect of Zener Voltage on Zener Impedance**



**Fig.3 Junction Capacitance VS. Zener Voltage**



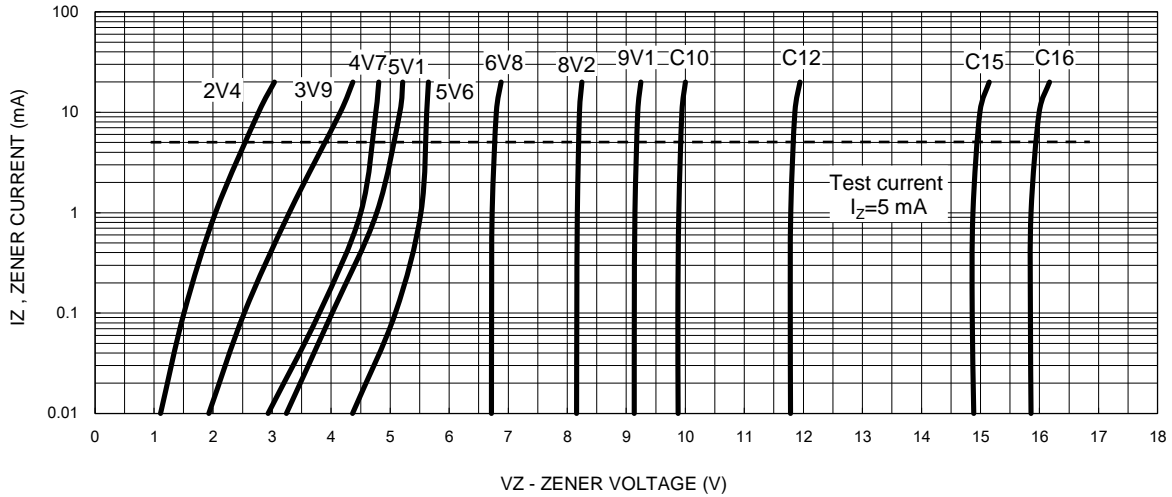
**Fig.4 Power Derating Curve**



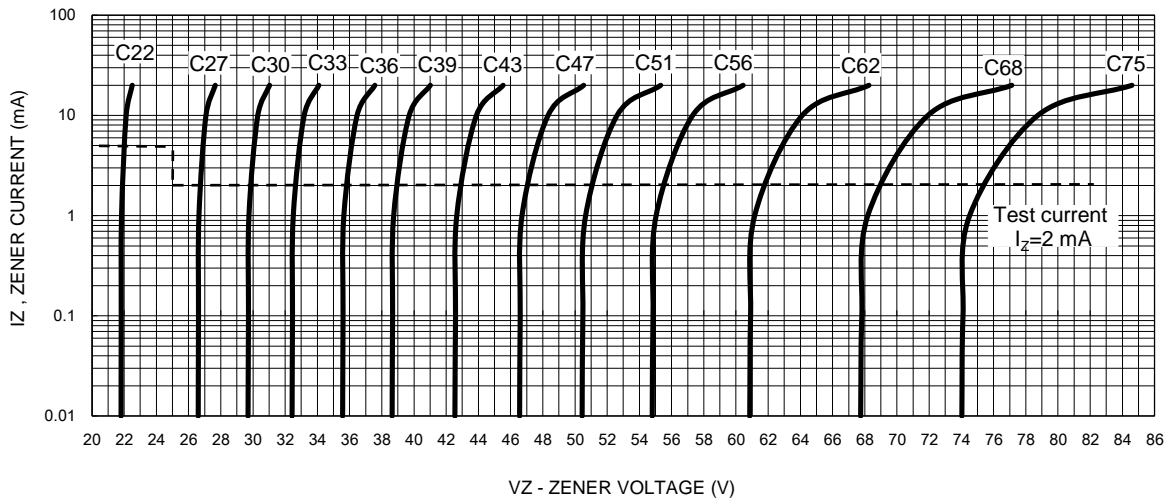
**CHARACTERISTICS CURVES**

(T<sub>A</sub> = 25°C unless otherwise noted)

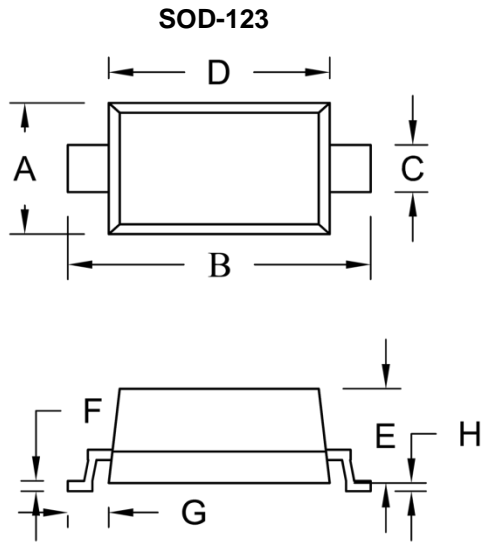
**Fig.5 Zener Breakdown Characteristics**



**Fig.6 Zener Breakdown Characteris**

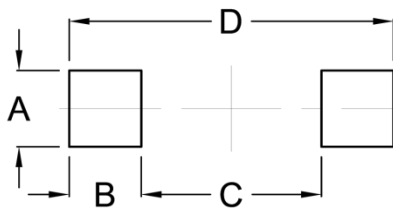


**PACKAGE OUTLINE DIMENSIONS**



DIM.	Unit (mm)		Unit (inch)	
	Min.	Max.	Min.	Max.
A	1.40	1.80	0.055	0.071
B	3.55	3.85	0.140	0.152
C	0.45	0.70	0.018	0.028
D	2.55	2.85	0.100	0.112
E	0.95	1.35	0.037	0.053
F	0.05	0.15	0.002	0.006
G	0.50 (REF)		0.020 (REF)	
H	-	0.10	-	0.004

**SUGGESTED PAD LAYOUT**



Symbol	Unit (mm)	Unit (inch)
A	0.95	0.037
B	0.90	0.035
C	2.25	0.089
D	4.05	0.159

## **Notice**

Specifications of the products displayed herein are subject to change without notice. TSC or anyone on its behalf, assumes no responsibility or liability for any errors or inaccuracies.

Purchasers are solely responsible for the choice, selection, and use of TSC products and TSC assumes no liability for application assistance or the design of Purchasers' products.

Information contained herein is intended to provide a product description only. No license, express or implied, to any intellectual property rights is granted by this document. Except as provided in TSC's terms and conditions of sale for such products, TSC assumes no liability whatsoever, and disclaims any express or implied warranty, relating to sale and/or use of TSC products including liability or warranties relating to fitness for a particular purpose, merchantability, or infringement of any patent, copyright, or other intellectual property right.

The products shown herein are not designed for use in medical, life-saving, or life-sustaining applications. Customers using or selling these products for use in such applications do so at their own risk and agree to fully indemnify TSC for any damages resulting from such improper use or sale.