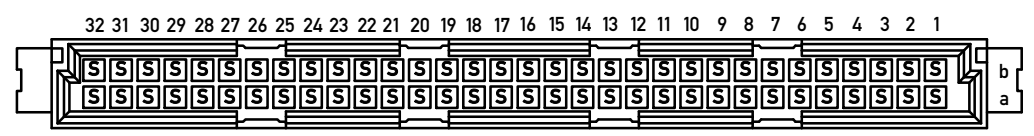
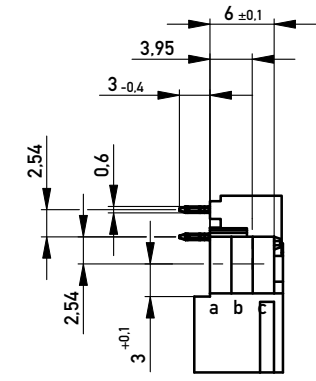
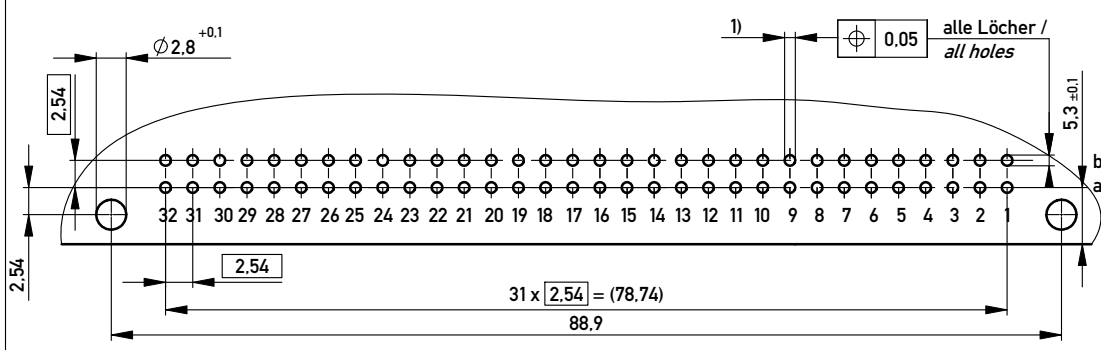


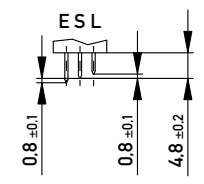
Bestückungsplan / contact layout



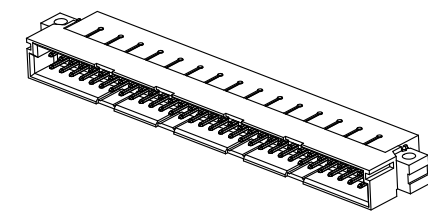
Leiterplatten- Lochbild / PCB drillhole pattern



Stecklänge / mating length



E = early mate, late break / voreilend  
 S = standard  
 L = late mate, early break / nacheilend



Elastische Einpresszone / compliant pressfit zone  
 Isolierwerkstoff / housing material : PBT GF 30  
 Bauart 4 / type 4  
 Anforderungsstufe 2 = 400 Steckzyklen / performance class 2 = 400 mating cycles  
 Fehlende Maße und Angaben nach IEC 60 603-2 / DIN EN 60 603-2  
 Missing information and dimensions per IEC 60 603-2 / DIN EN 60 603-2

- 1) Ø1.0 (+0.09/-0.06) Durchmesser des metallisierten Loches
- Ø1.0 (+0.09/-0.06) Diameter of finished plated-through hole

Bedruckung siehe Zeichnung 294905  
 marking see drawing 294905

Copyright by ERNI GmbH. Proprietary notice pursuant to ISO 16106 to be observed.

Information:		Tolerances	All Dimensions in mm	Scale	2:1
All rights reserved. Only for Information. To ensure that this is the latest version of this drawing, please contact one of the ERNI companies before using.		Subject to modification without prior notice. Drawing will not be updated.		Designation	
		www.ERNI.com		Messerleiste B 64 EE Male Connector B 64 pressfit	
B	27.01.2010			384253	
Index	Date			I A3	
				Class	STVB