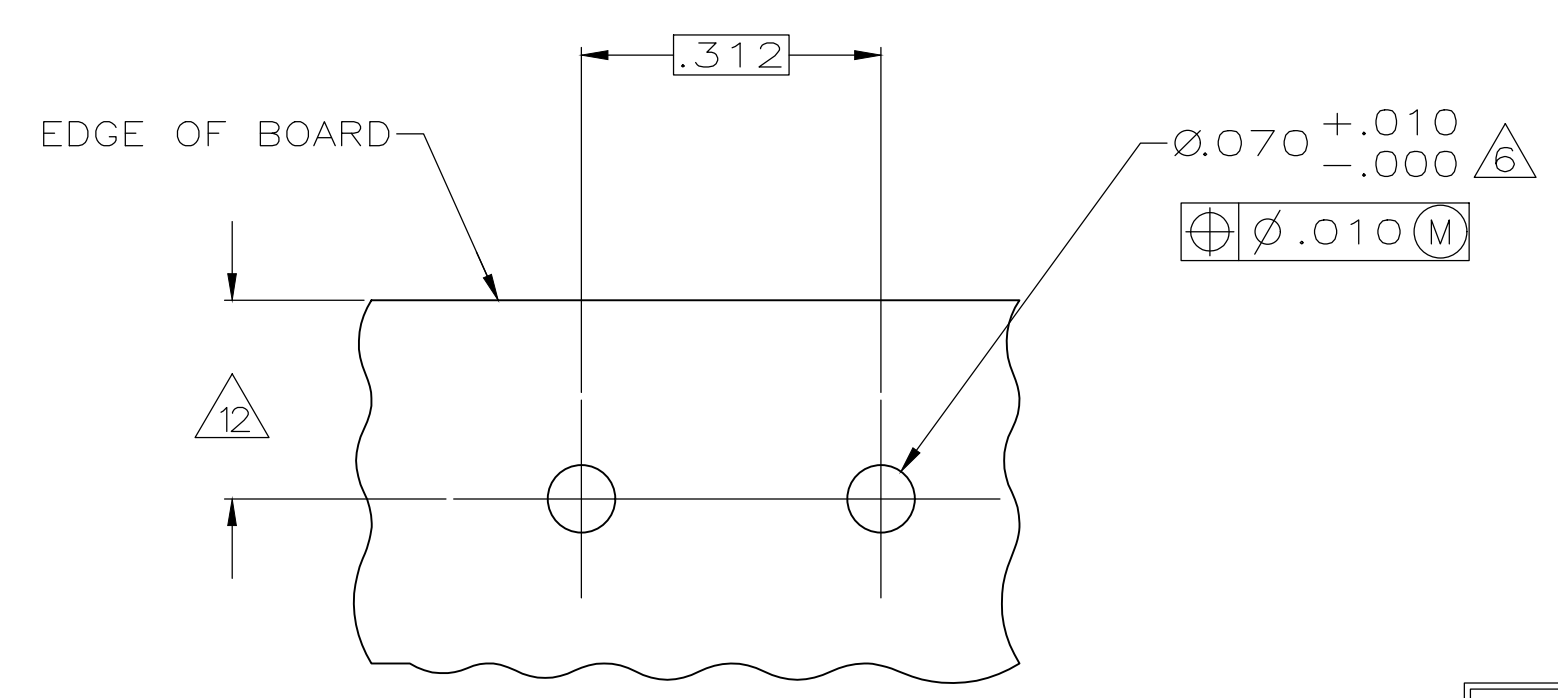
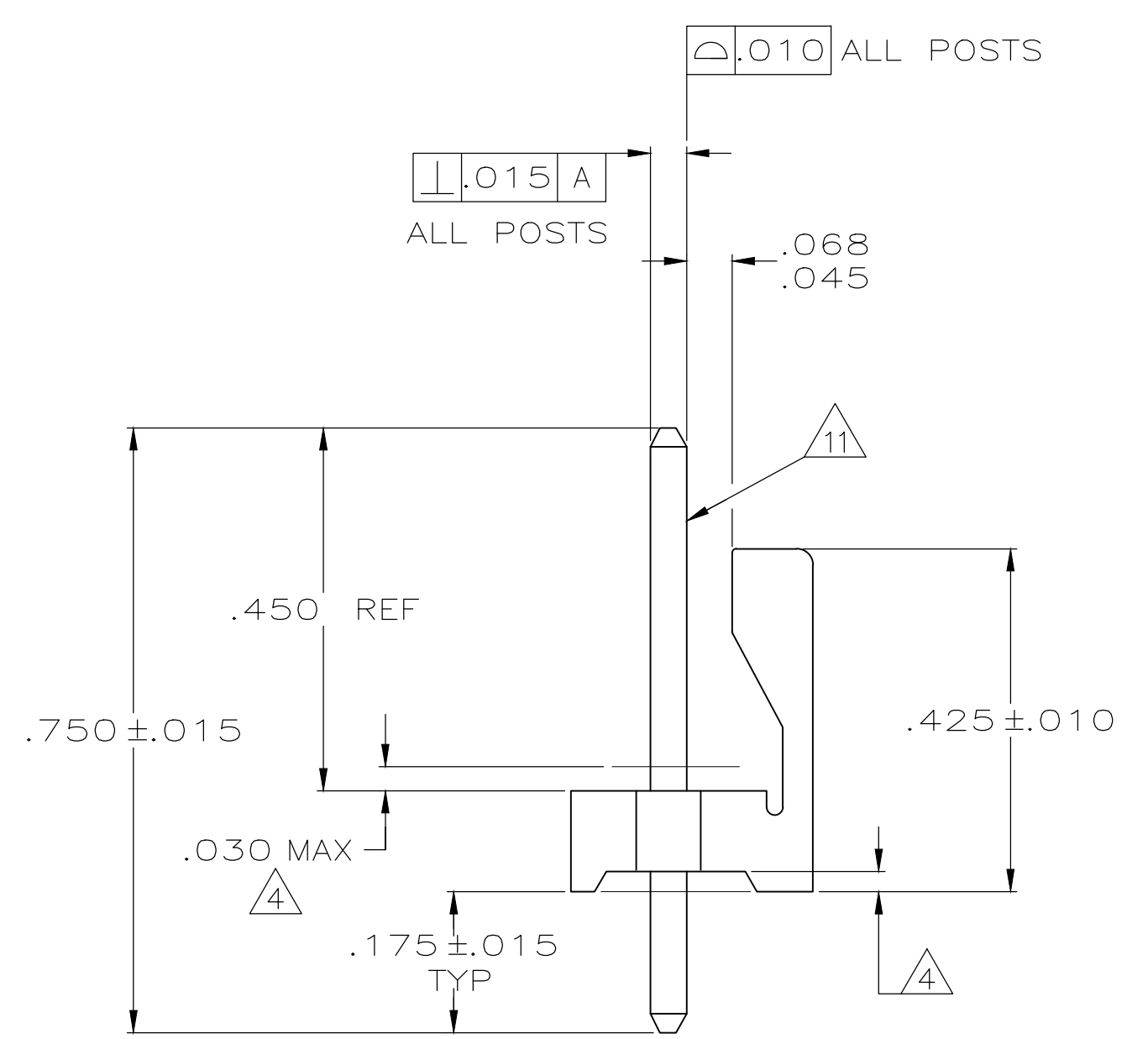
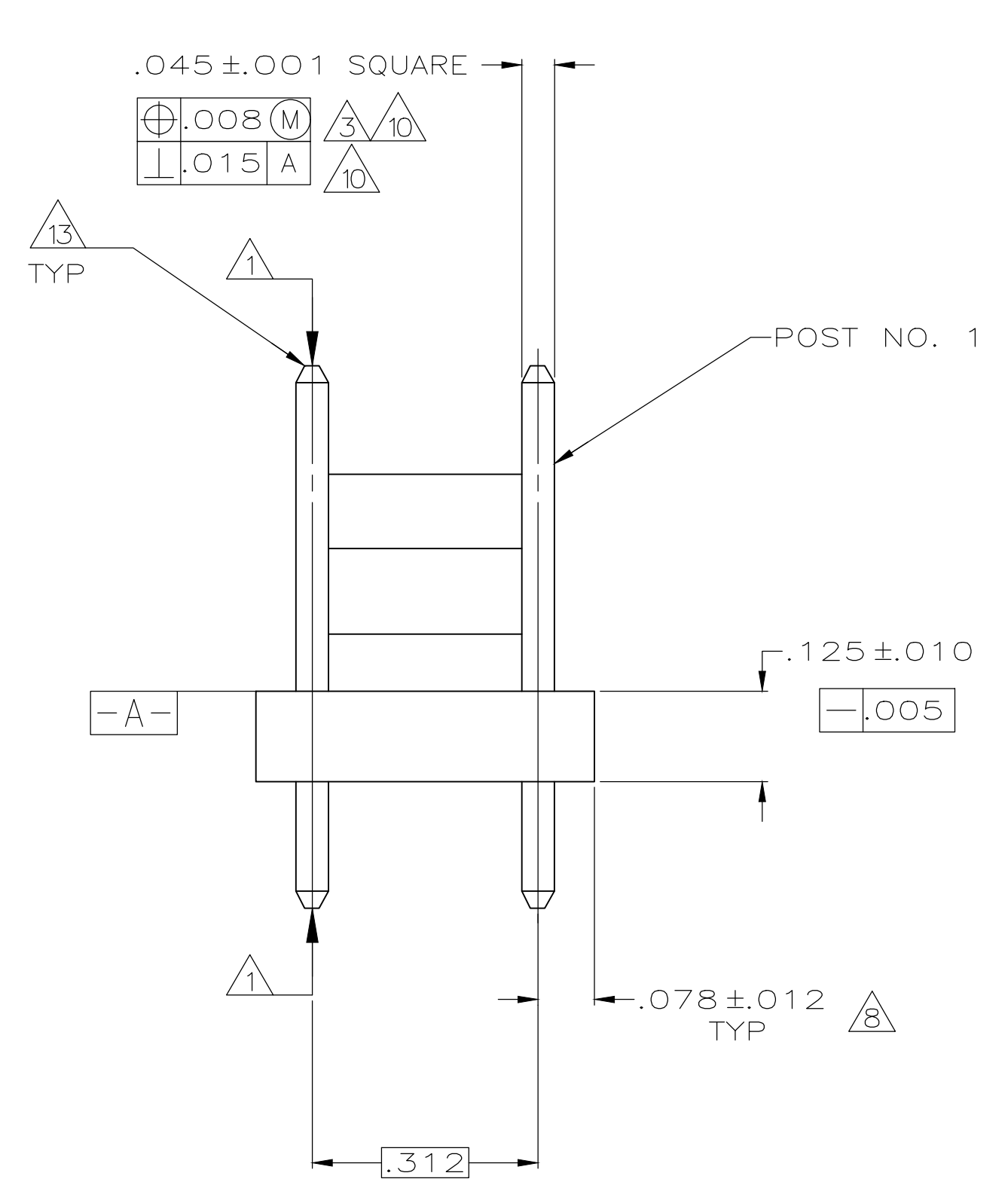
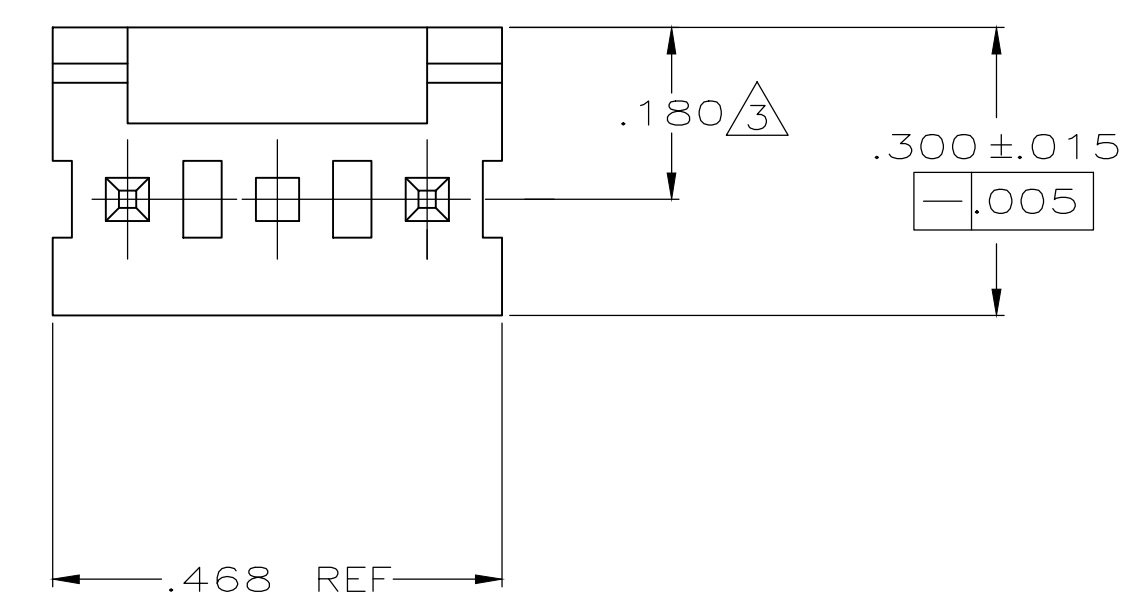


REVISIONS				
P	LTR	DESCRIPTION	DATE	APP'D
D2		REVISED PER ECO-19-011818	31JUL2019	RS SW
D1		ECR-12-016748	30AUG13	M.T D.Z

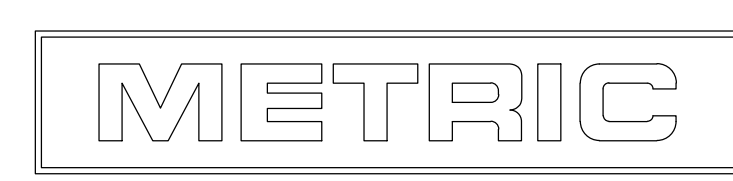
- 1 POST TO WITHSTAND 13 NEWTONS (3LBS.) MIN. AXIAL FORCE IN BOTH DIRECTIONS SHOWN WITHOUT DISLODGING.
- 2 TOLERANCES APPLY TO SOLDER SIDE OF BOARD.
- 3 MEASURED AT SURFACE -A-
- 4 PLASTIC FLASH PERMITTED IN THIS AREA.
- 5 PARTS COMPLY WITH AMP SOLDERABILITY SPEC. NO. 109-11-2.
- 6 ONE HOLE MAY BE UNDERSIZED (.065/.060 DIA.) FOR ASSEMBLY RETENTION DURING WAVE SOLDERING.
- 7 MATERIAL: HEADER-THERMOPLASTIC POLYESTER  
GLASS-FILLED 94V-0(NATURAL)  
POST-COPPER ALLOY (TIN PLATED)
- 8 COORDINATE DIMENSION APPLIES FROM CENTER OF ACTUAL FEATURE.
- 9 PLASTIC BURRS CAUSED BY CUT-OFF TOOLING ARE PERMITTED WITHIN THE MAXIMUM TOLERANCE ENVELOPE.
- 10 POST TO BE MEASURED WHEN STRIP IS HELD FLAT.
- 11 POST MUST WITHSTAND TWO 90° BENDS AGAINST EXTRUSION WITHOUT BREAKING.
- 12 DIMENSION SHOULD BE .175 MIN WHEN MATING WITH A MTA 156 CONNECTOR ASSEMBLY OR A SL-156 CONNECTOR ASSEMBLY.
- 13 PIN BURR OF .005 MAX. VERTICAL AND .003 MAX. HORIZONTAL PERMITTED AT POST TIPS ON BOTH ENDS.



D1 RECOMMENDED MOUNTING HOLE PATTERN FOR .109±0.016 THICK P.C. BOARD

IN	MM	IN	MM
.065	1.65	-	-
.063	1.60	.750	19.05
.060	1.52	.468	11.89
.045	1.14	.450	11.43
.030	0.76	.425	10.80
.015	0.38	.312	7.92
.012	0.30	.300	7.62
.010	0.25	.180	4.57
.008	0.20	.175	4.45
.005	0.13	.125	3.18
.003	0.08	.078	1.98
.001	0.03	.070	1.78
.000	0.00	.068	1.73
IN	MM	IN	MM

CONVERSION TABLE



THIS DRAWING IS A CONTROLLED DOCUMENT.

DIMENSIONS: INCHES	TOLERANCES UNLESS OTHERWISE SPECIFIED:	DIN L. SMITH 9-30-93	2	644712-1
0 PLC ± -	1 PLC ± -	CHK R. SWING 9-30-93	POST NO OMITTED	PART NUMBER
2 PLC ± -	3 PLC ± .005	APP'D D. CLARK 10-8-93	TE Connectivity	
4 PLC ± -	ANGLES ± -	NAME	MTA-156 HDR ASBLY, FRICTION LOCK, STRT .045 SQ POST, Sn PLTD, 3 POS, OMITTED POST	
MATERIAL	FINISH	APPLICATION SPEC	SIZE	RESTRICTED TO
		WEIGHT 0.000000	A1 00779	644712
		CUSTOMER DRAWING	SCALE 5:1	SHEET 1 OF 1 REV D2