

Cable connector - SB-8EPCA8A8L32S - 1623332

Please be informed that the data shown in this PDF Document is generated from our Online Catalog. Please find the complete data in the user's documentation. Our General Terms of Use for Downloads are valid (<http://phoenixcontact.com/download>)



Cable connector, SB, straight long, shielded: yes, SPEEDCON locking, M40, No. of pos.: 4+4+4+PE / 3+N +PE, type of contact: Pin, Crimp connection, cable diameter range: 9 mm ... 14 mm, coding:CAT5, coding 1

Your advantages

- ✔ Transmission of signals, data, and power in just a single connector
- ✔ CAT5 data interface for up to 100 Mbps
- ✔ Reduced connection time with SPEEDCON fast locking system
- ✔ Mechanical coding reliably prevents incorrect connections
- ✔ Safe use in the field, thanks to high degree of protection
- ✔ Consistent EMC protection for reliable connection solutions in the industrial environment



Key Commercial Data

| | |
|--------------|---------------|
| Packing unit | 1 pc |
| GTIN | |
| GTIN | 4055626194165 |

Technical data

Temperature range

| | |
|-------------------|--|
| Temperature range | -40 °C ... 115 °C (see derating curve) |
|-------------------|--|

Standards and Regulations

| | |
|-------------|--|
| Safety note | WARNING: The connectors may not be plugged in or disconnected under load. Ignoring the warning or improper use may damage persons and/or property. |
| | • WARNING: Commission properly functioning products only. The products must be regularly inspected for damage. Decommission defective products immediately. Replace damaged products. Repairs are not possible. |
| | • WARNING: Only electrically qualified personnel may install and operate the product. They must observe the following safety notes. The qualified personnel must be familiar with the basics of electrical engineering. They must be able to recognize and prevent danger. The |

Cable connector - SB-8EPCA8A8L32S - 1623332

Technical data

Standards and Regulations

| | |
|--|--|
| | relevant symbol on the packaging indicates that only personnel familiar with electrical engineering are allowed to install and operate the product. |
| | <ul style="list-style-type: none"> The products are suitable for applications in plant, controller, and electrical device engineering. |
| | <ul style="list-style-type: none"> When operating the connectors in outdoor applications, they must be separately protected against environmental influences. |
| | <ul style="list-style-type: none"> Assembled products may not be manipulated or improperly opened. |
| | <ul style="list-style-type: none"> Only use mating connectors that are specified in the technical data of the standards listed (e.g. the ones listed in the product accessories online at phoenixcontact.com/products). |
| | <ul style="list-style-type: none"> When using the product in direct connection with third-party manufacturers, the user is responsible. |
| | <ul style="list-style-type: none"> For operating voltages > 50 V AC, conductive connector housings must be grounded |
| | <ul style="list-style-type: none"> VDE 0100/1.97 § 411.1.3.2 and DIN EN 60 204/11.98 § 14.1.3 are applicable when combining several circuits in a cable and/or connector |
| | <ul style="list-style-type: none"> Observe the corresponding technical data. You will find information: <ul style="list-style-type: none"> On the product On the packing label In the supplied documentation Online at phoenixcontact.com/products under the product |
| | <ul style="list-style-type: none"> Only use tools recommended by Phoenix Contact |
| | <ul style="list-style-type: none"> The installation notes/Design In documents online on the download page at phoenixcontact.com/products must be observed for this product. |
| | <ul style="list-style-type: none"> Use a protective cap to protect connectors that are not in use. The suitable accessories are available online in the accessory section of the product at phoenixcontact.com/products |
| | <ul style="list-style-type: none"> Operate the connector only when it is fully plugged in and interlocked. |
| | <ul style="list-style-type: none"> Ensure that when laying the cable, the tensile load on the connectors does not exceed the upper limit specified in the standards. |
| | <ul style="list-style-type: none"> Observe the minimum bending radius of the cable. Lay the cable without twisting it. |
| | <ul style="list-style-type: none"> The connector warms up in normal operation. Depending on the ambient conditions, the surface of the connector can continue to warm up. In this case, the user is responsible for posting warnings (e.g. DIN EN ISO 13732-1:2008-12). |

Data of the insulating body

| | |
|--|--------------------|
| Data rate | 100 Mbps |
| Coding | CAT5, coding 1 |
| Contact connection method | Crimp connection |
| Type of contacts | Pin |
| Application | Hybrid |
| Number of positions | 13 |
| Direction of rotation | Standard |
| Contact diameter of power contacts | 3.6 mm |
| Litz wire cross section of power contacts min. | 1 mm ² |
| Litz wire cross section of power contacts max. | 16 mm ² |

Cable connector - SB-8EPCA8A8L32S - 1623332

Technical data

Data of the insulating body

| | |
|---|-----------------------------------|
| Rated current for power contacts | 70 A |
| Note | for max. connection cross section |
| Rated voltage | 630 V AC |
| Rated surge voltage | 6 kV |
| Overvoltage category | III |
| Degree of pollution | 3 |
| Rated voltage (II/3) power contact | 850 V DC |
| Rated voltage (III/3) power contact | 630 V AC |
| Contact diameter of signal contacts | 1 mm |
| Litz wire cross section of signal contacts min. | 0.06 mm ² |
| Litz wire cross section of signal contacts max. | 1.5 mm ² |
| Nominal current per signal contact | 8 A |
| Note | for max. connection cross section |
| Rated surge voltage | 6 kV |
| Rated voltage (III/3) signal contact | 500 V |
| Contact diameter, data contacts | 0.8 mm |
| Litz wire cross section, data contacts, min. | 0.08 mm ² |
| Litz wire cross section, data contacts, max. | 0.5 mm ² |
| Rated current of each data contact at 25°C | 3.6 A |
| Note | for max. connection cross section |
| Material | 1.5 kV |
| Installation height | 2000 m |

Housing data

| | |
|--|--|
| Housing material | Turned parts: copper zinc alloy (CuZn), die-cast parts: zinc (GD-Zn) |
| Type of locking | SPEEDCON locking |
| Degree of protection (when plugged in) | IP68/IP69K |
| Thread type | M40 |

Cable seal data

| | |
|------------------|----------------|
| Cable diameter | 9 mm ... 14 mm |
| Sealing material | FKM |

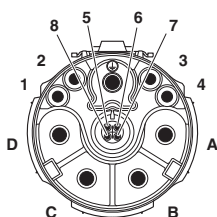
Environmental Product Compliance

| | |
|------------|---|
| REACH SVHC | Lead 7439-92-1 |
| China RoHS | Environmentally Friendly Use Period = 50 years |
| | For details about hazardous substances go to tab "Downloads", Category "Manufacturer's declaration" |

Drawings

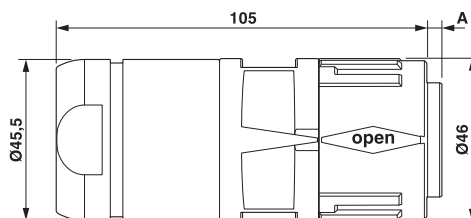
Cable connector - SB-8EPCA8A8L32S - 1623332

Schematic diagram



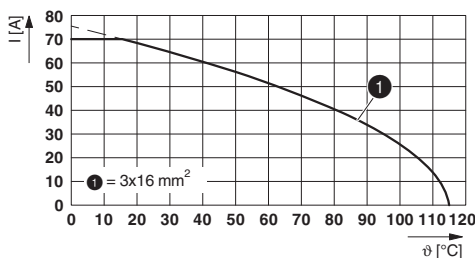
Pin assignment of pin CAT5, coding 1

Dimensional drawing



Pin version: dimension A = 4.05 mm, socket version: dimension A = 0.4 mm

Diagram



I = current strength, ϑ = ambient temperature, power contacts A–C: 3x up to 70 A, signal contacts: 4x 2 A constant, data contacts: no load

Classifications

eCl@ss

| | |
|---------------|----------|
| eCl@ss 10.0.1 | 27440102 |
| eCl@ss 11.0 | 27440102 |
| eCl@ss 4.0 | 27260700 |
| eCl@ss 4.1 | 27260700 |
| eCl@ss 5.0 | 27260700 |
| eCl@ss 5.1 | 27260700 |
| eCl@ss 6.0 | 27260700 |
| eCl@ss 7.0 | 27440102 |
| eCl@ss 9.0 | 27440102 |

Approvals

Approvals

Approvals

UL Recognized / cUL Recognized / EAC / cULus Recognized

Ex Approvals

Cable connector - SB-8EPCA8A8L32S - 1623332

Approvals

Approval details

| | | |
|----------------------------|--|--|
| UL Recognized | | http://database.ul.com/cgi-bin/XYV/template/LISEXT/1FRAME/index.htm 20170915-E468743 |
| | | |
| Nominal voltage UN | | 600 V |
| Nominal current IN | | 50 A |
| mm ² /AWG/kcmil | | 6 |

| | | |
|----------------------------|--|--|
| cUL Recognized | | http://database.ul.com/cgi-bin/XYV/template/LISEXT/1FRAME/index.htm 20170915-E468743 |
| | | |
| Nominal voltage UN | | 600 V |
| Nominal current IN | | 42 A |
| mm ² /AWG/kcmil | | 6 |

| | | |
|-----|--|---------|
| EAC | | B.01687 |
|-----|--|---------|

| | |
|------------------|--|
| cULus Recognized | |
|------------------|--|

Accessories

Accessories

Cable by the meter

Hybrid cable - KC-88014448/1,00 - 1627298



Hybrid cable, length: 1 m, color of outer sheath: orange RAL 2003

Cable connector - SB-8EPCA8A8L32S - 1623332

Accessories

Hybrid cable - KC-88014448/20,00 - 1627299



Hybrid cable, length: 20 m, color of outer sheath: orange RAL 2003

Hybrid cable - KC-88014450-01,00 - 1629279



Hybrid cable, length: 1 m, color of outer sheath: orange RAL 2003

Hybrid cable - KC-88014450-50,00 - 1629280



Hybrid cable, length: 50 m, color of outer sheath: orange RAL 2003

Crimp contact

Crimp contact - SF-08KP010 - 1621574



Crimp contact, turned, contact diameter: 0.8 mm, crimp range: 0.08 mm² ... 0.25 mm²

Crimp contact - SF-08KP020 - 1621575



Crimp contact, turned, contact diameter: 0.8 mm, crimp range: 0.34 mm² ... 0.5 mm²

Cable connector - SB-8EPCA8A8L32S - 1623332

Accessories

Crimp contact - SB-10KP001 - 1623607



Crimp contact, turned, contact diameter: 1 mm, crimp range: 0.06 mm² ... 0.25 mm²

Crimp contact - SB-10KP002 - 1623611



Crimp contact, turned, contact diameter: 1 mm, crimp range: 0.34 mm² ... 0.5 mm²

Crimp contact - SB-10KP003 - 1623612



Crimp contact, turned, Single contact, contact diameter: 1 mm, crimp range: 0.5 mm² ... 1 mm²

Crimp contact - SB-10KP004 - 1623613



Crimp contact, turned, Single contact, contact diameter: 1 mm, crimp range: 1 mm² ... 1.5 mm²

Crimp contact - SB-36KP002 - 1623383



Crimp contact, turned, contact diameter: 3.6 mm, crimp range: 2.5 mm² ... 4 mm²

Cable connector - SB-8EPCA8A8L32S - 1623332

Accessories

Crimp contact - SB-36KP003 - 1623384



Crimp contact, turned, Single contact, contact diameter: 3.6 mm, crimp range: 4 mm² ... 6 mm²

Crimp contact - SB-36KP004 - 1623385



Crimp contact, turned, Single contact, contact diameter: 3.6 mm, crimp range: 10 mm² ... 10 mm²

Crimp contact - SB-36KP005 - 1623386



Crimp contact, turned, Single contact, contact diameter: 3.6 mm, crimp range: 16 mm² ... 16 mm²

Mounting material

Square mounting flange with O-ring - SM-Z0003 - 1607935



Square mounting flange with O-ring, Axial O-ring, 4x Ø4,2

Square mounting flange - SM-Z0004 - 1607937



Square mounting flange, 4x Ø4,2

Cable connector - SB-8EPCA8A8L32S - 1623332

Accessories

Color-coding - SM-Z0025 - 1620558



Color-coding, color: green

Color-coding - SM-Z0026 - 1620559



Color-coding, color: orange

Color-coding - SM-Z0027 - 1620560



Color-coding, color: black

Protective cover

Protective cap - SM-Z0031 - 1624199



Plastic protection cap for connectors with M40 SPEEDCON knurled nut

Phoenix Contact 2021 © - all rights reserved
<http://www.phoenixcontact.com>

PHOENIX CONTACT GmbH & Co. KG

Flachsmarktstr. 8

32825 Blomberg

Germany

Tel. +49 5235 300

Fax +49 5235 3 41200

<http://www.phoenixcontact.com>