

ORIENT DISPLAY Your Total LCD Solution Provider

Specification for LED Backlight

JAZZ-BE-W

Revision A



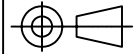
JAZZ	LED Backlight
BE	Serial BE, Dimension 28.00 X 20.00 X 2.30 mm
W	White
/	RoHS Compliant
/	Pair with Glass Panel JAZZ-BC



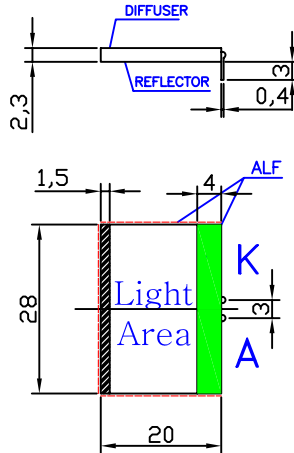
1. MECHANICAL OUTLINE

COLOR : WHITE

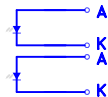
ROHS



(Unspecified Tolerances is ± 0.3)



2. CIRCUIT DIAGRAM (LED 1X2=2 dies)



3. STORAGE & SOLDERING CONDITIONS:

- Store with care. Storing the units in bad condition will cause the reflector sheet and decrease its adhesive power. Storage The products under the condition: temperature (25°C ±10°C) and humidity (65%RH±20%RH) our recommendation.
- The Soldering Temperature is 300±5°C and Soldering Time should be less than 3 sec, and soldering iron power should be less than 30W.
- The soldering point should be farther than 1.6mm (1/10") from body .
- The product is sensitive to static electricity, So its necessary to take proper steps when storing and soldering.

2					DESIGN: RZK
1					CHECKED:
ISSUE	AMENDMENT	DATE			COUNTERSIGN:
DRAWING NO.: JAZZ-BE-W		REV: AO	SHEET: 1 OF 2	DATE: 2009.11.7	APPROVED:



4. ABSOLUTE MAXIMUM RATINGS (SINGLE LED)

(Unless specified, The Ambient temperature $T_a=25^{\circ}\text{C}$)

Item	Symbol	Conditions	Rating	Unit
* Absolute maximum forward current	Ifm		25	mA
* Peak forward current	Ifp	1 msec Plus 10% Duty Cycle	60	mA
Reverse Voltage	Vr		5	V
* Power dissipation	Pd		50	mW
Operating Temperature Range	Topr		-30~+70°C	°C
Storage Temperature Range	Tstg		-40~+80°C	°C

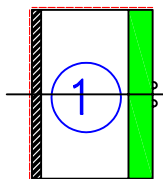
* For operation above 25°C , The Ifm Ifp & Pd must be derated, the Current derating is $-0.36 \text{ mA}/^{\circ}\text{C}$ for DC drive and $-0.86 \text{ mA}/^{\circ}\text{C}$ for Pulse drive, the Power dissipation is $-0.75 \text{ mW}/^{\circ}\text{C}$. The product working current must not more than the 60 % of the Ifm or Ifp according to the working temperature.

5. ELECTRICAL-OPTICAL CHARACTERISTICS

(Unless specified, The Ambient temperature $T_a=25^{\circ}\text{C}$)

Item	Symbol	min.	typ.	max.	Unit	Condition
Forward Voltage	Vf	2.8	3.0	3.2	Am	If= 12*2 Am
Reverse Current	Ir			10*2	uA	Vr= 5 V
Peak wave length	λ_p				nm	If= 12*2 Am
Spectral Line Half width	$\Delta\lambda$				nm	If= 12*2 Am
* Luminance	Lv				cd/m ²	If= 12*2 Am

* The luminance is the average value of 1 points, and, The $L_{vmax.}/L_{vmin.}$ is 1.3 max. The measurement instrument is ST-86LA luminance, Colorimeter. The caperture is $\phi 5 \text{ mm}$.



DESIGN:	RZK
CHECKED:	
COUNTERSIGN:	
APPROVED:	