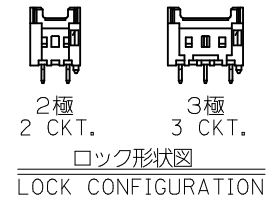
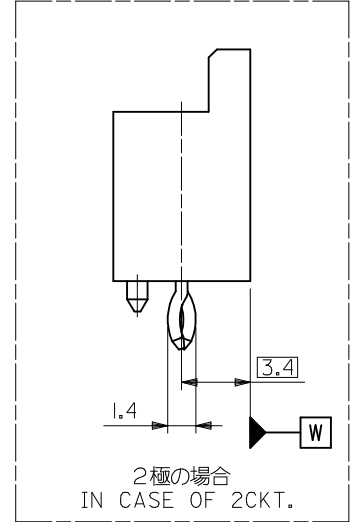
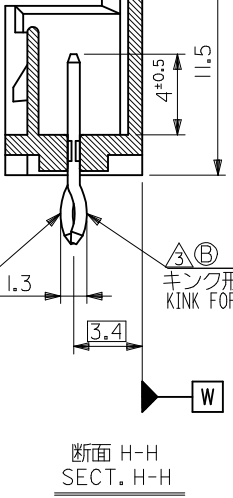
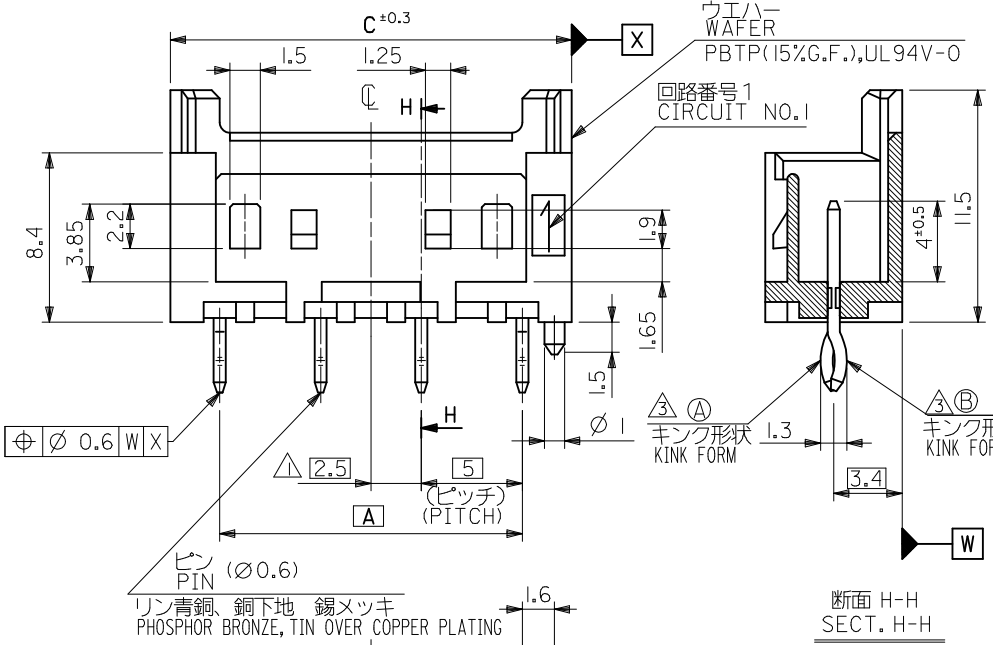


**注記 NOTES**

△ 偶数極品に適用。  
APPLIES ONLY TO EVEN NO. CKT. SIZES.

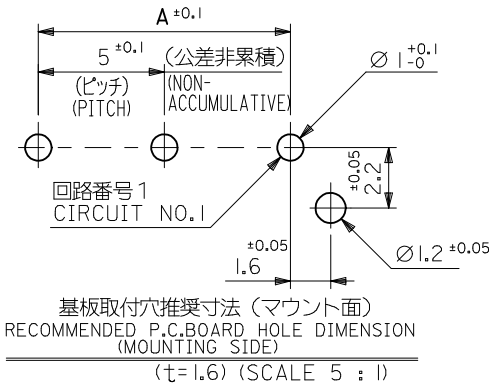
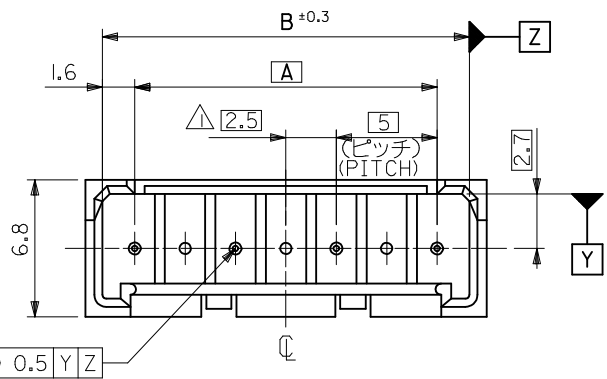
2. 嵌合相手 : 51102, 51103 シリーズ  
MATES WITH : 51102, 51103 SERIES.

△ 3極以上のキンク形状は両サイドが (A)、その他の極はすべて (B) 形状とする。  
KINK FORM MORE THAN 2 CURCUIT:  
PINS AT BOTH ENDS ARE KINK FORMED TO (A), THE OTHER PINS ARE KINK FORMED TO (B).



RED	14.9	13.2	10	53376 -0312	3
	9.9	8.2	5	-0212	2
NATURAL	39.9	38.2	35	-0810	8
	34.9	33.2	30	-0710	7
	29.9	28.2	25	-0610	6
	24.9	23.2	20	-0510	5
	19.9	18.2	15	-0410	4
	14.9	13.2	10	-0310	3
	9.9	8.2	5	53376 -0210	2
COLOR	C	B	A	MATERIAL NO.	極数 NO. OF CKTS.

REVISED EC NO: J2017-0525 DRWN: S0BARA01 CHK'D: AIDA APPR: TKANEKO 2017/04/13 2017/04/14 2017/04/14	GENERAL TOLERANCES (UNLESS SPECIFIED)		DIMENSION STYLE MM ONLY		SCALE 4:1	DESIGN UNITS METRIC	THIRD ANGLE PROJECTION
	0.25 UNDER	UNDER	±0.03	DRAWN BY K. TOJO	DATE 1992/05/06	TITLE 5.0 WIRE TO BOARD CONN. WAFER ASSY WITH KINK -LEAD FREE-	
	0.25 OVER	0.5 UNDER	±0.05	CHECKED BY H. HIRAMOTO	DATE 1993/02/09	<b>molex</b> SD-53376-**10	
	0.5 OVER	1.0 UNDER	±0.1	APPROVED BY	DATE		
	1.0 OVER	10 UNDER	±0.2	MATERIAL NO. SEE CHART		DOCUMENT NO. SD-53376-**10	THIS DRAWING CONTAINS INFORMATION THAT IS PROPRIETARY TO MOLEX ELECTRONIC TECHNOLOGIES, LLC AND SHOULD NOT BE USED WITHOUT WRITTEN PERMISSION
10 OVER	30 UNDER	±0.25	SIZE A3				
30 OVER		±0.3	DRAFT WHERE APPLICABLE MUST REMAIN WITHIN DIMENSIONS				



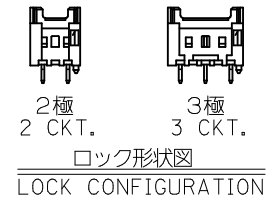
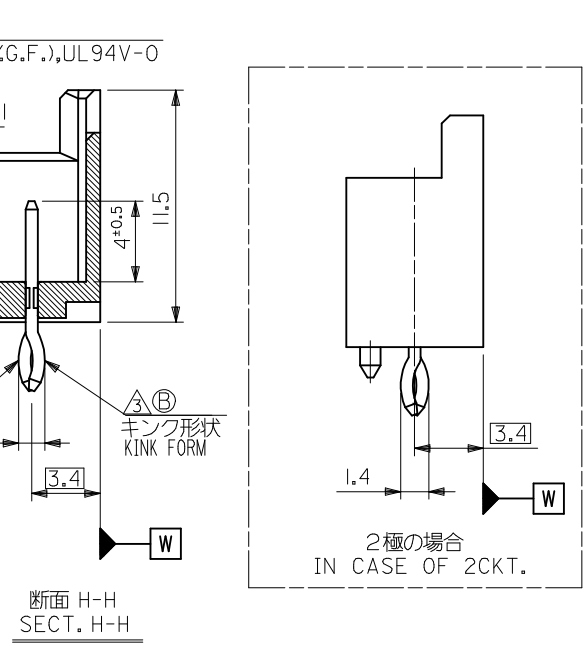
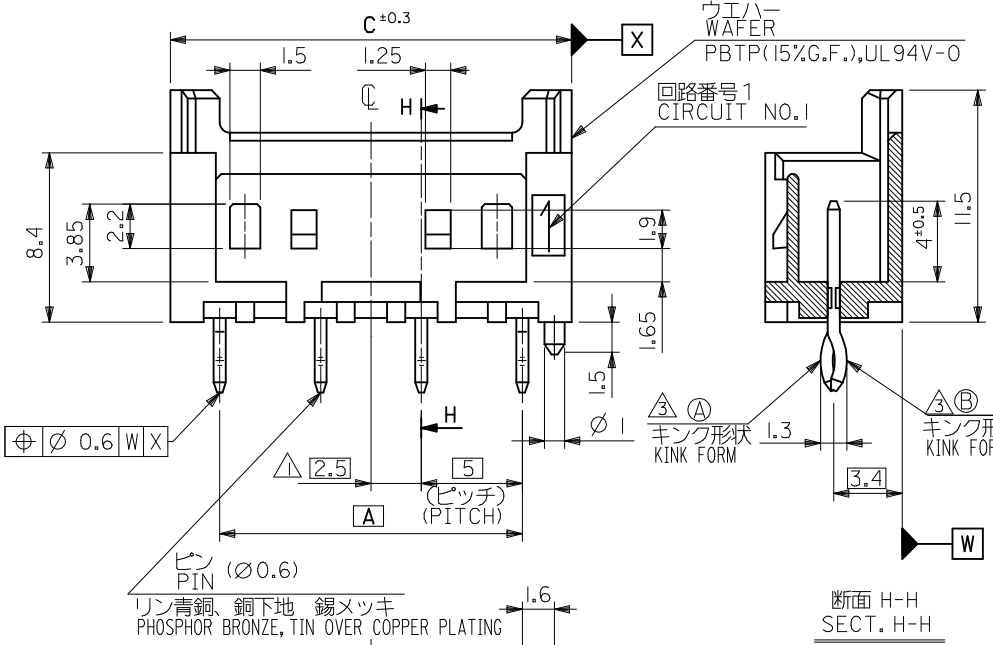
**注記 NOTES**

△ 偶数極品に適用。  
APPLIES ONLY TO EVEN NO. CKT. SIZES.

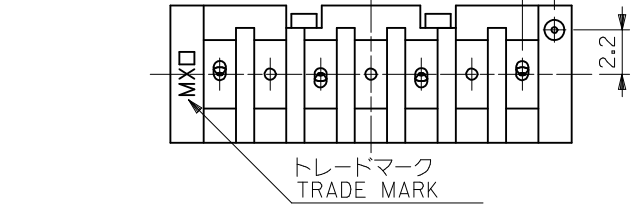
2. 嵌合相手：51102,51103 シリーズ  
MATES WITH : 51102,51103 SERIES.

△ 3極以上のキング形状は両サイドが(A)、その他の極はすべて(B)形状とする。  
KINK FORM MORE THAN 2 CURCUIT:  
PINS AT BOTH ENDS ARE KINK FORMED TO (A), THE OTHER PINS ARE KINK FORMED TO (B).

基板取付穴推奨寸法 (マウント面)  
RECOMMENDED P.C.BOARD HOLE DIMENSION (MOUNTING SIDE)  
( $\tau=1.6$ ) (SCALE 5 : 1)



RED	14.9	13.2	10	53376 -0312	3
	9.9	8.2	5	-0212	2
NATURAL	39.9	38.2	35	-0810	8
	34.9	33.2	30	-0710	7
	29.9	28.2	25	-0610	6
	24.9	23.2	20	-0510	5
	19.9	18.2	15	-0410	4
	14.9	13.2	10	-0310	3
	9.9	8.2	5	53376 -0210	2
COLOR	C	B	A	MATERIAL NO.	極数 NO. OF CKTS.



REVISED EC NO: J2017-0525 DRWN: S0BARA01 CHK'D: AIDA APPR: TKANEKO 2017/04/13 2017/04/14 2017/04/14	GENERAL TOLERANCES (UNLESS SPECIFIED)		DIMENSION STYLE MM ONLY		SCALE 4:1	DESIGN UNITS METRIC	THIRD ANGLE PROJECTION
	0.25 UNDER	UNDER	±0.03	DRAWN BY K. TOJO	DATE 1992/05/06	TITLE 5.0 WIRE TO BOARD CONN. WAFER ASSY WITH KINK -LEAD FREE-	
	0.25 OVER	0.5 UNDER	±0.05	CHECKED BY H. HIRAMOTO	DATE 1993/02/09	<b>molex</b> SD-53376-**10	
	0.5 OVER	1.0 UNDER	±0.1	APPROVED BY	DATE		
	1.0 OVER	10 UNDER	±0.2	MATERIAL NO. SEE CHART		DOCUMENT NO. SD-53376-**10	SHEET NO. 1 OF 1
10 OVER	30 UNDER	±0.25	MATERIAL NO. SEE CHART		DOCUMENT NO. SD-53376-**10	SHEET NO. 1 OF 1	
30 OVER		±0.3	MATERIAL NO. SEE CHART		DOCUMENT NO. SD-53376-**10	SHEET NO. 1 OF 1	
ANGULAR ±3 °			MATERIAL NO. SEE CHART		DOCUMENT NO. SD-53376-**10	SHEET NO. 1 OF 1	
DRAFT WHERE APPLICABLE MUST REMAIN WITHIN DIMENSIONS			MATERIAL NO. SEE CHART		DOCUMENT NO. SD-53376-**10	SHEET NO. 1 OF 1	