

# ZB5AS84W2M

Harmony XB5, Antimicrobial Illuminated emergency stop head, plastic, red, Ø22, trigger latching turn to release, red LED, 230...240 V AC



## Main

Range of Product	Harmony XB5
Product or Component Type	Head for illuminated emergency stop push-button
Device short name	ZB5
Bezel material	Plastic
Head type	Standard
Mounting diameter	0.87 in (22 mm)
Sale per indivisible quantity	1
Shape of signaling unit head	Round
Type of operator	Trigger action and mechanical latching
Reset	Turn to release
Operator profile	Red square 32 mm
Device presentation	Basic element

## Complementary

CAD overall width	2.36 in (60 mm)
CAD overall height	2.36 in (60 mm)
CAD overall depth	1.57 in (40 mm)
Net Weight	0.14 lb(US) (0.063 kg)
Electrical insulation class	Class II IEC 61140
Resistance to electrostatic discharge	4 kV on contact (on metal parts) IEC 61000-4-2 8 kV in free air (in insulating parts) IEC 61000-4-2
[Us] rated supply voltage	230...240 V AC 50...60 Hz
Supply voltage limits	195...264 V AC
Mechanical durability	300000 cycles
Electrical composition code	C7 4 single front mounting C8 4 single and double front mounting C11 3 single front mounting C15 1 single front mounting SF1 3 single front mounting SR1 3 single rear mounting C10 4 single and double front mounting
Light source colour	Red
Product Compatibility	ZB5
[Us] rated supply voltage	230 V
[Ui] rated insulation voltage	250 V 3)EN/IEC 60947-1
Compatibility code	ZB5

The information provided in this documentation contains general descriptions and/or technical characteristics of the performance of the products contained herein. This documentation is not intended as a substitute for and is not to be used for determining suitability or reliability of these products for specific user applications. It is the duty of any such user or integrator to perform the appropriate and complete risk analysis, evaluation and testing of the products with respect to the relevant specific application or use thereof. Neither Schneider Electric Industries SAS nor any of its affiliates or subsidiaries shall be responsible or liable for misuse of the information contained herein.

## Environment

Protective treatment	TH
Ambient Air Temperature for Storage	-40...158 °F (-40...70 °C)
Ambient Air Temperature for Operation	-40...158 °F (-40...70 °C)
IP degree of protection	IP66 IEC 60529 IP67 IEC 60529 IP69 IEC 60529 IP69K ISO 20653 Type 13 UL 50E Type 12 UL 50E Type 4 UL 50E Type 4X UL 50E
NEMA degree of protection	NEMA 13 NEMA 4X
Resistance to high pressure washer	1015.26 psi (7000000 Pa) 131 °F (55 °C) 0.1 m
IK degree of protection	IK05 IEC 50102
Standards	EN/IEC 60947-5-1 EN/IEC 60947-5-4 UL 508 ISO 21702 ISO 22196:2011
Product Certifications	UL Listed CSA EAC
Vibration resistance	5 gn 2...500 Hz)IEC 60068-2-6
Shock resistance	30 gn 18 ms) half sine wave acceleration IEC 60068-2-27 50 gn 11 ms) half sine wave acceleration IEC 60068-2-27 25 gn 6 ms) 1000 shocks on each axis IEC 60068-2-27



## Ordering and shipping details

Category	22467-PUSHBUTTONS,22MM(PLASTIC) NEW
Discount Schedule	CS2
GTIN	3606489744960
Nbr. of units in pkg.	1
Package weight(Lbs)	2.29 oz (65.0 g)
Returnability	Yes

## Packing Units

Unit Type of Package 1	PCE
Package 1 Height	2.76 in (7 cm)
Package 1 width	2.76 in (7 cm)
Package 1 Length	3.39 in (8.6 cm)
Unit Type of Package 2	S03
Number of Units in Package 2	60
Package 2 Weight	12.02 lb(US) (5.452 kg)
Package 2 Height	11.81 in (30 cm)
Package 2 width	11.81 in (30 cm)
Package 2 Length	15.75 in (40 cm)

## Offer Sustainability

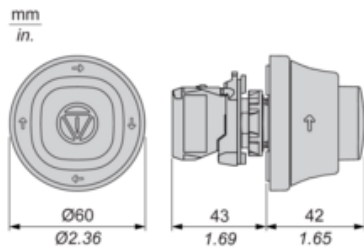
Sustainable offer status	Green Premium product
California proposition 65	WARNING: This product can expose you to chemicals including: Lead and lead compounds, which is known to the State of California to cause cancer and birth defects or other reproductive harm. For more information go to <a href="http://www.P65Warnings.ca.gov">www.P65Warnings.ca.gov</a>
REACH Regulation	 <a href="#">REACH Declaration</a>
EU RoHS Directive	Pro-active compliance (Product out of EU RoHS legal scope)  <a href="#">EU RoHS Declaration</a>
Mercury free	Yes

RoHS exemption information	<a href="#">Yes</a>
China RoHS Regulation	<a href="#">China RoHS Declaration</a>
Environmental Disclosure	<a href="#">Product Environmental Profile</a>
Circularity Profile	<a href="#">End Of Life Information</a>
WEEE	The product must be disposed on European Union markets following specific waste collection and never end up in rubbish bins.

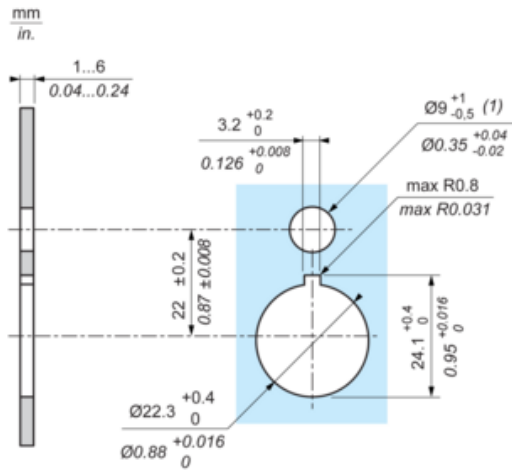
### Contractual warranty

Warranty	18 months
----------	-----------

Dimensions



Mounting and Clearance

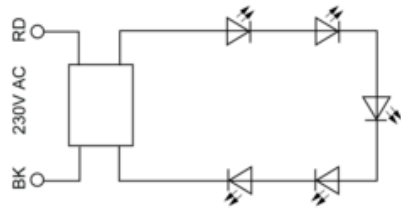


(1) : For IP X9 applications, the max recommendation dimension of hole is Ø9 mm/Ø0.35 in.

---

Wiring Diagram

---



RD : Red  
BK : Black