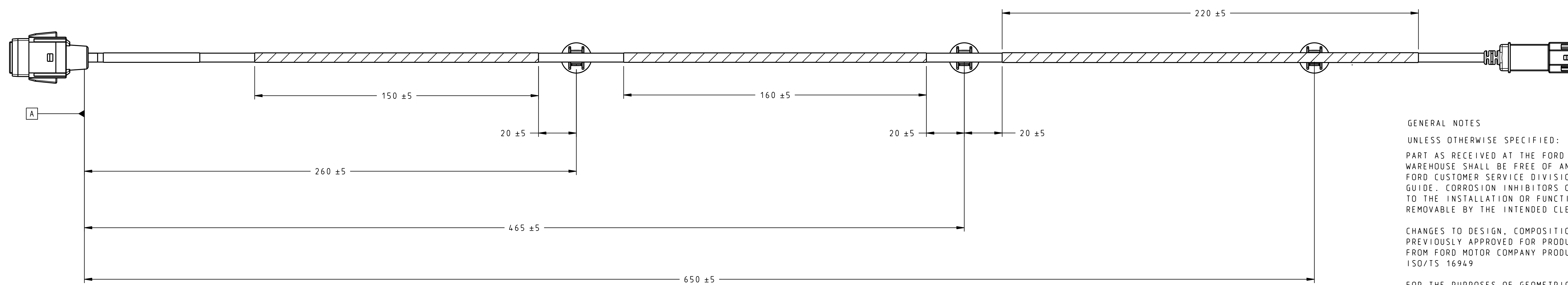
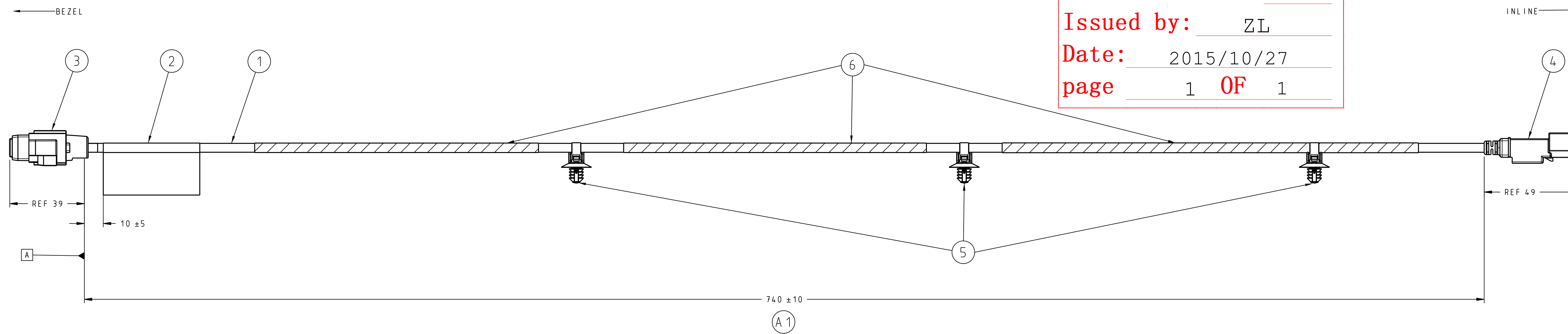


Molex P/N: 1003190013
Molex Revision: B
Issued by: ZL
Date: 2015/10/27
page 1 OF 1



GENERAL NOTES
UNLESS OTHERWISE SPECIFIED:
PART AS RECEIVED AT THE FORD PLANT OR SERVICE PART PACKAGER/ WAREHOUSE SHALL BE FREE OF ANY CORROSION ALIGNED WITH THE FORD CUSTOMER SERVICE DIVISION (FCSD) PACKAGING AND SHIPPING GUIDE. CORROSION INHIBITORS OR FOREIGN MATERIALS DETRIMENTAL TO THE INSTALLATION OR FUNCTION OF THE PART MUST BE REMOVABLE BY THE INTENDED CLEANING METHOD.

CHANGES TO DESIGN, COMPOSITION OR PROCESSING OF THE PART PREVIOUSLY APPROVED FOR PRODUCTION REQUIRE PRIOR APPROVAL FROM FORD MOTOR COMPANY PRODUCT ENGINEERING. REFER TO 150/TS 16949.

FOR THE PURPOSES OF GEOMETRIC TOLERANCING, ALL DIMENSIONAL INFORMATION CONTAINED IN THE CAD MODEL IS BASIC (THEORETICAL).

FOR CURRENT RELEASE STATUS, SEE THE WERS ENGINEERING NOTICE.

SOURCES FOR MATERIALS DEFINED BY FORD MATERIAL SPECIFICATIONS SHALL BE SELECTED FROM THE FORD MOTOR COMPANY ENGINEERING MATERIAL APPROVED SOURCE LIST.

MUST CONFORM TO USB 2.0 REV 2.0 HS APRIL 27, 2000. DEVIATIONS FROM THIS DOCUMENT SHALL BE APPROVED BY FORD MOTOR COMPANY ENGINEERING PRIOR TO PRODUCTION.

MUST CONFORM TO SAE/USCAR EWCAP 999-U-USB-201 REVISION B, DATED 11/4/2008. DEVIATIONS FROM THIS DOCUMENT SHALL BE APPROVED BY FORD MOTOR COMPANY ENGINEERING PRIOR TO PRODUCTION.

MUST CONFORM TO SAE/USCAR-30 ISSUED 2006-11. DEVIATIONS FROM THIS DOCUMENT SHALL BE APPROVED BY FORD MOTOR COMPANY ENGINEERING PRIOR TO PRODUCTION.

MUST CONFORM TO ES-F65B-14A121-AA. DEVIATIONS FROM THIS DOCUMENT SHALL BE APPROVED BY FORD MOTOR COMPANY ENGINEERING PRIOR TO PRODUCTION.

MUST CONFORM TO ELECTRICAL CONNECTION DESIGN SPECIFICATION (SDS) VER 13, DATED 06/APR/06. DEVIATIONS FROM THIS DOCUMENT SHALL BE APPROVED BY FORD MOTOR COMPANY ENGINEERING PRIOR TO PRODUCTION.

MUST CONFORM TO: MATERIAL CONTROL, BLACK BOX COMPONENTS ENGINEERING MATERIAL SPECIFICATION WSS-M99P23-C1.

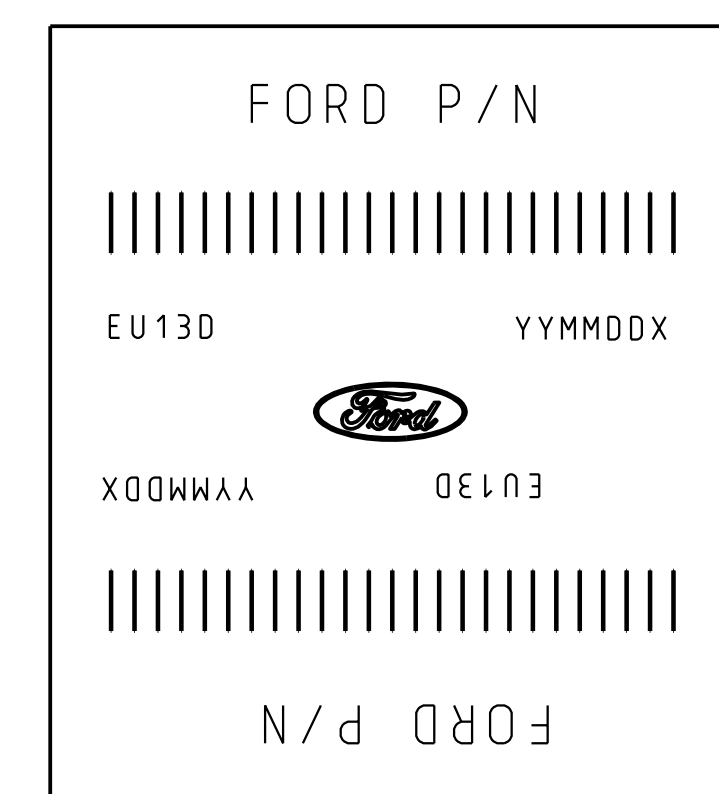
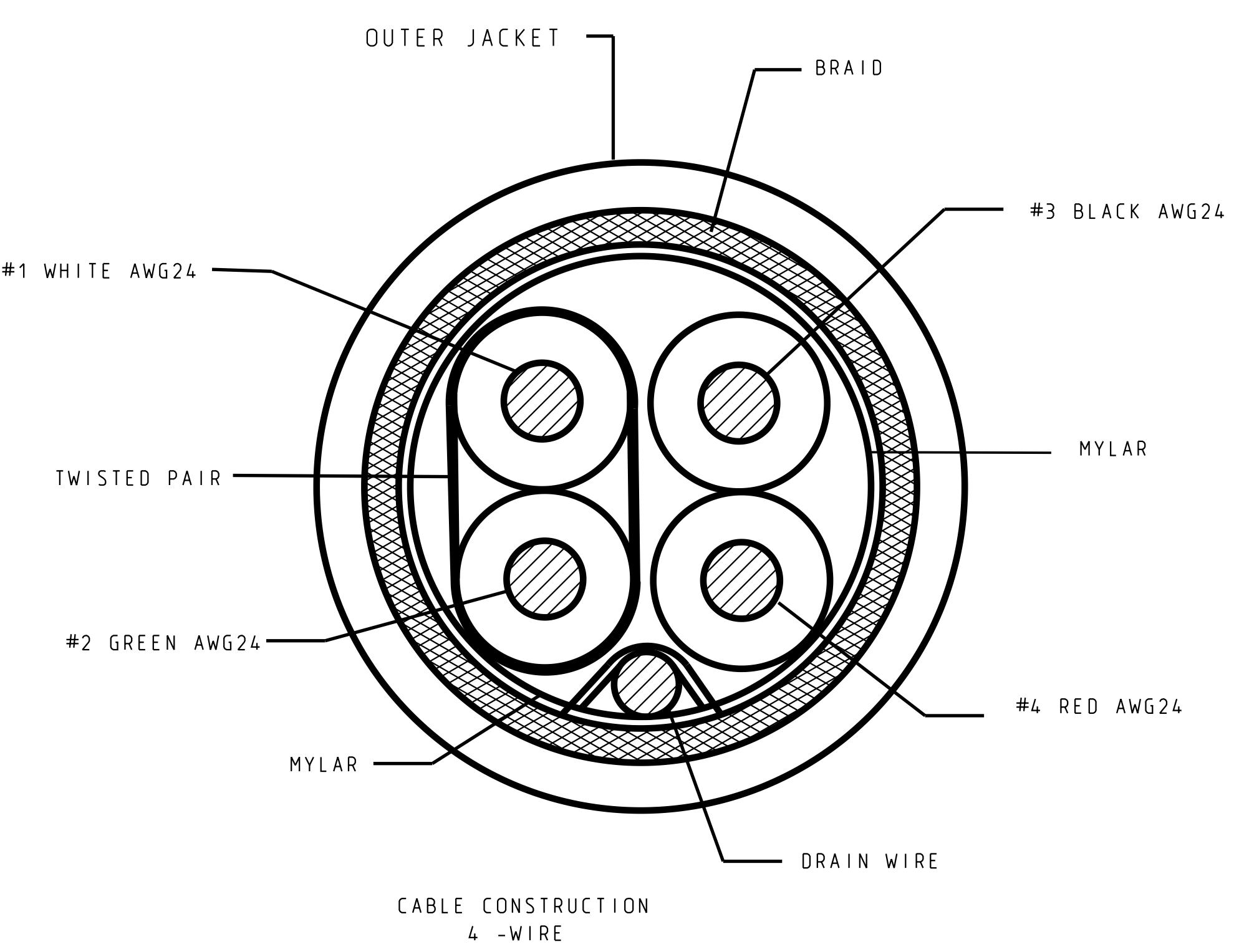
MUST CONFORM TO: MATERIAL CONTROL, GREY BOX COMPONENTS ENGINEERING MATERIAL SPECIFICATION WSS-M99P23-C2.

MATERIAL RECYCLING CODE > < TO APPEAR ON PART PER ISO 1043-1 (REFERENCING ISO 11469, PLASTIC) AND/OR ISO 1629 (RUBBER).

PART WEIGHT XXg +/- 3g.

MUST CONFORM TO ESAUST-14E030-CA. DEVIATIONS FROM THIS DOCUMENT SHALL BE APPROVED BY FORD MOTOR COMPANY ENGINEERING PRIOR TO PRODUCTION.

QTY	ITEM	SUPPLIER PART NO.	FORD PART NO.	PART NAME	MATERIAL	FINISH/HEAT TREATMENT	MATERIAL CODE	SPECIFICATIONS
1	1	N/A	PIA	CABLE				24 GAUGE TWISTED PAIR 24 GAUGE POWER & GROUND
1	2		PIA	IDENTIFICATION TAPE				ES2USA-1289-AA
1	3	100319-1001	PIA	ILLUMINATED CONNECTOR ASY	N/A	N/A	N/A	BLUE
1	4	111005-9005	PIA	CONN CA COAX (USB MINI B INLINE POL B)				N/A
3	5	N/A	BUST-14E047-LA	STRAP - TIE				
3	6	N/A	PIA	FELT TAPE				



LABEL FORMAT
LAST LETTER OF DATE CODE "X":
D = DAY SHIFT, N = NIGHT SHIFT
BAR CODE = FORD PART NUMBER

REVISIONS				
LT/RS	ORIGINATOR	CHECKER	ENGR APP	MATL APP
	RELEASED			
	AE00 E 12868532 036			20141218
	HCAPOSOC	XGREEN1	LTORRE64	N/A
	RELEASED GJST-14D202-KB			
	A1 WAS 1000			
	A2 ADDED RETAINERS			
	A3 ADDED FELT TAPES			
	AE00 E 12948068 000			20150312
	HCAPOSOC	XGREEN1	LTORRE64	N/A
	B1 UPDATED STD A CONNECTOR			
	B2 REVISED DRAWING TO AGREE AS STATED BY FEEDS VERSION			
	RELEASED GJST-14D202-KC			
	AE00 E 13071176 000			20151019
	HCAPOSOC	LTORRE64	LTORRE64	N/A

REFERENCE	D1-C520MCA-GJST-14D202-K-BJC20-001		
PART MUST COMPLY WITH RESTRICTED SUBSTANCE MANAGEMENT STANDARD WSS-M99P9999-A1 TO SAFEGUARD HEALTH, SAFETY AND THE ENVIRONMENT			
DRAFTED IN ACCORDANCE WITH FORD MOTOR COMPANY ENGINEERING CAD AND DRAFTING STANDARDS VERSION 28.1	3RD ANGLE PROJ DIMENSIONS ARE IN MILLIMETERS		
CAD TYPE	CAD LOC.	CAD FILE	DTMC
K-CATIAS	Tce	GJST-14D202-K-DWG-01	IS MASTER
OPER. NO.	UNIT	DRAWING	
N/A	N/A	GJST-14D202-KC	
DESIGN	DETAIL	TITLE	SHT 1
HCAPOSOC	HCAPOSOC	CA ASY USB	OF 1
CHECKED	SAFETY		N/A
LTORRE64	MFG. USE		
SCALE	DATE	DIVISION	N/A
1:1	20141105	PLANT	N/A
FORD MOTOR COMPANY			