

10 9 8 7 6 5 4 3 2 1

F

E

D

C

B

A

F

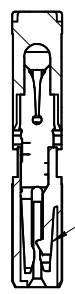
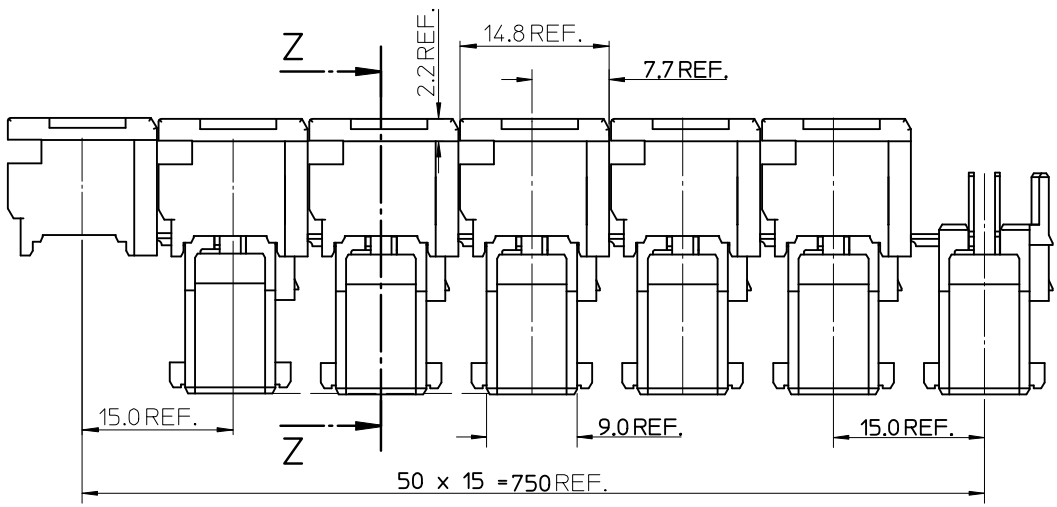
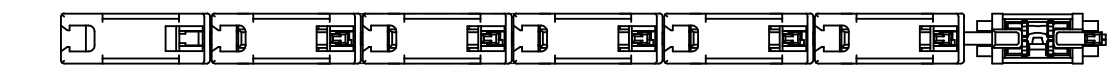
E

D

C

B

A



LOCKING TAB

Z-Z

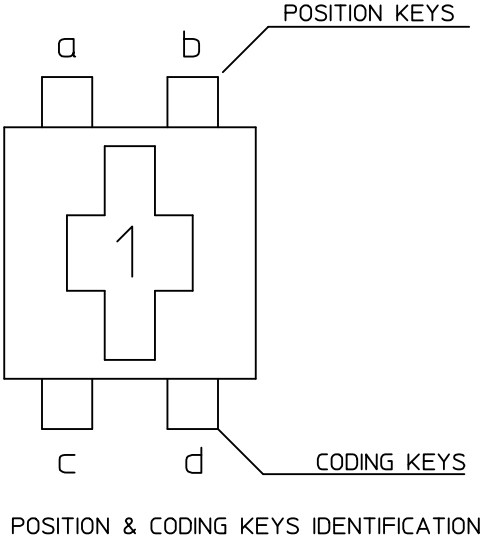
NOTES:

1. MATERIALS:
 - HOUSING: POLYAMIDE (PA66) UL 94V-2
 - TERMINAL: COPPER ALLOY, 0.5 REF THICK
 - PLATING:
 - OPTION 1: 5um MIN PURE Sn ALL OVER
 - OR
 - OPTION 2: 2um MIN SILVER IN CONTACT AREA
 - 0.05um MIN SILVER FLASH ALLOWER
2. PRODUCT CONFORMS TO SPECIFICATION PS-99020-0037
3. PACKAGING SPECIFICATION PK-90833-001
4. REFER TO APPLICATION SPECIFICATION AS-99033-0004

Added Part Numbers EC NO: IPG2014-0441 DRW: MONAHAN 2013/09/03 CHKD: APPR: STORIFFIN 2013/10/30 REV J	QUALITY SYMBOLS	GENERAL TOLERANCES (UNLESS SPECIFIED)		DIMENSION STYLE	SCALE	DESIGN UNITS	THIRD ANGLE PROJECTION	
	▽=0 ▽=0	mm	INCH	MM ONLY	2:1	METRIC		
		4 PLACES ± --- ± ---	3 PLACES ± --- ± ---	DRAWN BY CCONLON	DATE 1999/06/28	TITLE		5MM APPLI-MATE 1CKT 10A FEMALE CONNECTOR
		2 PLACES ± 0.05 ± ---	1 PLACE ± 0.10 ± ---	CHECKED BY PWHITE	DATE 1999/06/28	MOLEX INCORPORATED		
	ANGULAR ± 2 °		APPROVED BY	DATE 1999/07/01	DOCUMENT NO.		SHEET NO.	
	DRAFT WHERE APPLICABLE MUST REMAIN WITHIN DIMENSIONS		SEE CHART		SD-91338-006		1 OF 2	
	THIS DRAWING CONTAINS INFORMATION THAT IS PROPRIETARY TO MOLEX INCORPORATED AND SHOULD NOT BE USED WITHOUT WRITTEN PERMISSION							

9 8 7 6 5 4 3 2 1

MOLEX PART NUMBER (See Note 3.)	TERMINAL (see Note 1 sheet1)	COLOUR	POSITION KEYS	CODING KEYS	CONFIGURATION	REF
91338-0102	OPTION 1 (TIN)	NATURAL	b	c d		K02
91338-3102	OPTION 2 (SILVER)					
91338-0103	OPTION 1 (TIN)	NATURAL	NONE	NONE		K12
91338-3103	OPTION 2 (SILVER)					
91338-0403	OPTION 1 (TIN)	BLUE	a	c d		K03
91338-3403	OPTION 2 (SILVER)					
91338-0601	OPTION 1 (TIN)	YELLOW	a b	d		K01
91338-3601	OPTION 2 (SILVER)					
91338-0501	OPTION 1 (TIN)	GREY				
91338-3501	OPTION 2 (SILVER)					
91338-0801	OPTION 1 (TIN)	BLACK				
91338-3801	OPTION 2 (SILVER)					
91338-0104	OPTION 1 (TIN)	NATURAL	NONE	c		K11
91338-3104	OPTION 2 (SILVER)					
91338-0105	OPTION 1 (TIN)	NATURAL	a	c		K09
91338-3105	OPTION 2 (SILVER)					
91338-0507	OPTION 1 (TIN)	GREY	a b	c		K07
91338-0607	OPTION 1 (TIN)					
91338-3607	OPTION 2 (SILVER)	YELLOW	a b	c d		K00
91338-0700	OPTION 1 (TIN)					
91338-3700	OPTION 2 (SILVER)	GREEN				
91338-0800	OPTION 1 (TIN)					
91338-3800	OPTION 2 (SILVER)	NATURAL				



SEE SHEET 1 EC NO: IPG2014-0441 DRWN:CMONAHAN 2013/09/03 CHKD: APPR:STGRIFFIN 2013/10/30	QUALITY SYMBOLS	GENERAL TOLERANCES (UNLESS SPECIFIED)	DIMENSION STYLE	SCALE	DESIGN UNITS	THIRD ANGLE PROJECTION
	▽=0 ◻=0	mm INCH 4 PLACES ± --- ± --- 3 PLACES ± --- ± --- 2 PLACES ± 0.05 ± --- 1 PLACE ± 0.10 ± --- ANGULAR ± 2 °	MM ONLY	2:1	METRIC	
		DRAFT WHERE APPLICABLE MUST REMAIN WITHIN DIMENSIONS	DRAWN BY DATE CCONLON 1999/06/28 CHECKED BY DATE PWHITE 1999/06/28 APPROVED BY DATE MWILHITE 1999/07/01 MATERIAL NO.	TITLE 5MM APPLI-MATE 1CKT 10A FEMALE CONNECTOR		
			SEE CHART THIS DRAWING CONTAINS INFORMATION THAT IS PROPRIETARY TO MOLEX INCORPORATED AND SHOULD NOT BE USED WITHOUT WRITTEN PERMISSION	MOLEX INCORPORATED DOCUMENT NO. SD-91338-006		SHEET NO. 2 OF 2