

Miniature Fuse, 6.3 x 32 mm, Time-Lag T, Sand, 250 VAC



1 - 8 A



10 - 32 A

250 VAC · Time-Lag T

See below:
[Approvals and Compliances](#)

Description

- Available on request
- H = High Breaking Capacity
- UL Standard Fuse


References

We recommend for new applications the type [SHT 6.3x32](#)

Weblinks

[pdf data sheet](#), [html datasheet](#), [General Product Information](#), [Distributor-Stock-Check](#), [Detailed request for product](#)

Technical Data

Rated Voltage	150 - 250 VAC, 48 - 63 VDC
Rated current	0.5 - 32 A
Breaking Capacity	1 kA - 20 kA
Characteristic	Time-Lag T
Mounting	Fuseholder / Clip
Admissible Ambient Air Temp.	-40 °C to 85 °C
Climatic Category	40/085/21 acc. to IEC 60068-1
Material: Tube	Glass with sand filling (1-8 A), ceramic with sand filling (10-32 A)
Material: Endcaps	Nickel-Plated Copper Alloy
Unit Weight	2.45 g
Storage Conditions	0 °C to 60 °C, max. 70% r.h.
Product Marking	 Rated current, Rated Voltage, Characteristic, Certification marks

Approvals and Compliances


Detailed information on product approvals, code requirements, usage instructions and detailed test conditions can be looked up in [Details about Approvals](#)

SCHURTER products are designed for use in industrial environments. They have approvals from independent testing bodies according to national and international standards. Products with specific characteristics and requirements such as required in the automotive sector according to IATF 16949, medical technology according to ISO 13485 or in the aerospace industry can be offered exclusively with customer-specific, individual agreements by SCHURTER.

Approvals



The approval mark is used by the testing authorities to certify compliance with the safety requirements placed on electronic products.

Approval Reference Type: SPT 6.3x32

Approval Logo	Certificates	Certification Body	Description
	UL Approvals	UL	UL File Number: E42088

Product standards

Product standards that are referenced

Organization	Design	Standard	Description
	Designed according to	UL 248-14	Low voltage fuses - Part 14: Additional fuses
	Designed according to	CSA22.2 No. 248.14	Low-Voltage Fuses - Part 14: Supplemental Fuses





Application standards

Application standards where the product can be used

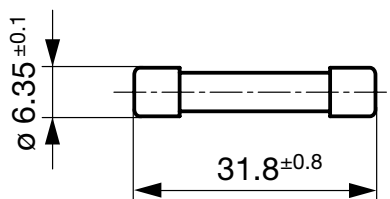
Organization	Design	Standard	Description
	Designed for applications acc.	IEC/UL 62368-1	IEC 62368-1 includes the basic requirements for safety of audio, video, information technology and office equipment.

Compliances

The product complies with following Guide Lines

Identification	Details	Initiator	Description
	CE declaration of conformity	SCHURTER AG	The CE marking declares that the product complies with the applicable requirements laid down in the harmonisation of Community legislation on its affixing in accordance with EU Regulation 765/2008.
	RoHS	SCHURTER AG	Directive RoHS 2011/65/EU, Amendment (EU) 2015/863
	China RoHS	SCHURTER AG	The law SJ / T 11363-2006 (China RoHS) has been in force since 1 March 2007. It is similar to the EU directive RoHS.
	REACH	SCHURTER AG	On 1 June 2007, Regulation (EC) No 1907/2006 on the Registration, Evaluation, Authorization and Restriction of Chemicals 1 (abbreviated as "REACH") entered into force.

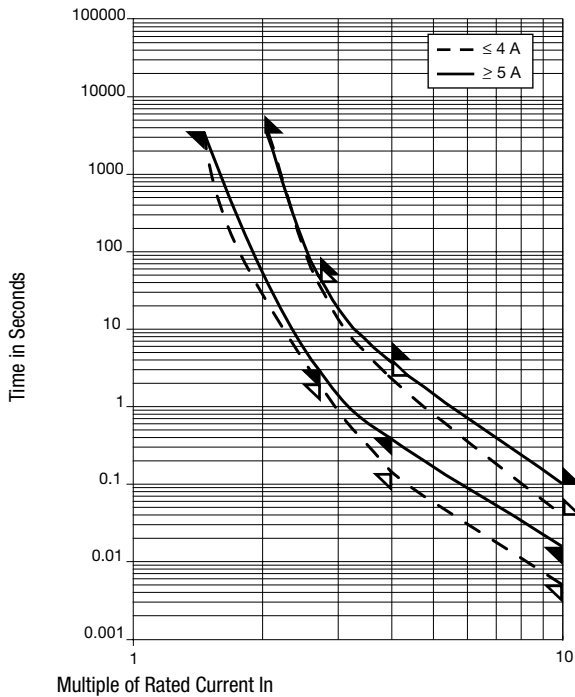
Dimension [mm] 




Pre-Arcing Time

Rated Current In	1.1 x In min.	1.9 x In max.	2.1 x In max.	2.75 x In min.	2.75 x In max.	4.0 x In min.	4.0 x In max.	10.0 x In min.	10.0 x In max.
0.5 A - 4 A	>4 h		60 min	2 s	40 s	150 ms	2.5 s	5 ms	40 ms
5 A - 16 A	>4 h	60 min		3 s	50 s	400 ms	4 s	15 ms	100 ms
20 A - 25 A		60 min		3 s	50 s	400 ms	4 s	15 ms	100 ms
32 A		60 min							

Time-Current-Curves



All Variants

Rated Current [A]	Rated Voltage [VAC]	Breaking Capacity	Voltage Drop 1.0 I _n max. [mV]	Voltage Drop 1.0 I _n typ. [mV]	Power Dissipation 1.5 I _n typ. [mW]	Melting I ² t 10.0 I _n typ. [A ² s]		Order Number
0.5	250	1)	2500	2400	3100	0.3	●	0001.2521
0.63	250	1)	2000	560	900	0.3	●	0001.2522
0.8	250	1)	1200	490	1000	0.5	●	0001.2523
1	250	1)	900	350	900	2.4	●	0001.2524
1.25	250	1)	700	170	500	2.5	●	0001.2525
1.6	250	1)	500	240	1000	4.2	●	0001.2526
2	250	1)	400	200	1100	13	●	0001.2527
2.5	250	1)	350	150	1000	18	●	0001.2528
3.15	250	1)	300	160	1500	33	●	0001.2529
4	250	1)	250	130	1500	53	●	0001.2530
5	250	1)	250	110	1500	127	●	0001.2531
6.3	250	1)	250	110	1900	224	●	0001.2532
8	250	1)	200	70	1600	360	●	0001.2533
10	250	1)	200	70	2000	805	●	0001.2534
12.5	250	2)	200	70	2300	1024	●	0001.2535
16	250	2)	150	70	3800	1690	●	0001.2536
20	250	2)	150	70	4300	2670	●	0001.2537
25	150	3)	150	70	5100	1390	●	0001.2538
32	150	4)	150	70	8600	2600	●	0001.2539

Most Popular.

Availability for all products can be searched real-time: <https://www.schurter.com/en/Stock-Check/Stock-Check-SCHURTER>

- 1) IEC: 1500 A @ 250 VAC, p.f. = 0.7 - 0.8
- 1) UL: 1500 A @ 250 VAC, p.f. = 0.7 - 0.8 / 10 kA @ 125 VAC, p.f. = 0.7 - 0.8 / 20 kA @ 63 VDC
- 2) UL: 1000 A @ 250 VAC, p.f. = 0.95 - 1.0 / 20 kA @ 63 VDC
- 3) UL: 1000 A @ 150 VAC, p.f. = 0.95 - 1.0 / 20 kA @ 63 VDC
- 4) UL: 1000 A @ 150 VAC, p.f. = 0.95 - 1.0 / 20 kA @ 48 VDC

Packaging Unit

Small Box Pack (10 pcs.)

The specifications, descriptions and illustrations indicated in this document are based on current information. All content is subject to modifications and amendments. Information furnished is believed to be accurate and reliable. However, users should independently evaluate the suitability and test each product selected for their own applications.