

6

5

4

3

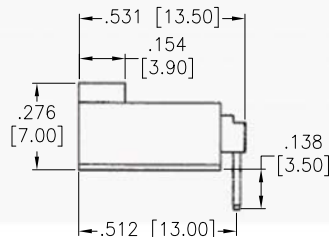
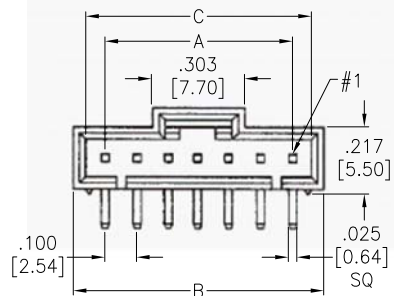
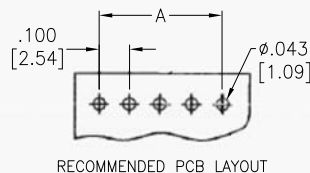
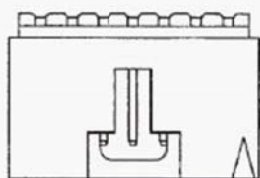
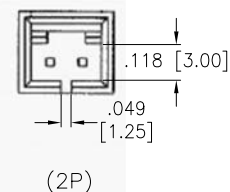
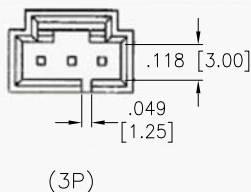
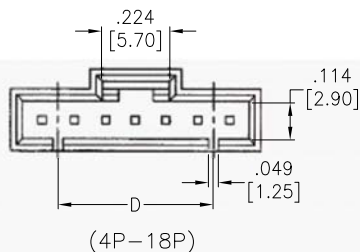
2

1

APPROVED: _____

DATE: _____ TITLE: _____

Rev	AWO #	Description	Date	Appr
-		RELEASED	4/7/05	
A		CHANGED NO. OF POSITIONS	10/08/08	BAS
B		REVISED SPEC.	11/20/12	
C		UPDATE DRAWING	3/25/21	LH/LW



Positions: 2 thru 18

A = .100 [2.54] x No. of Spaces

B = .100 [2.54] x No. of Positions + .100 [2.54]

C = .100 [2.54] x No. of Positions + .025 [0.64]

D = (4P-18P) .100 [2.54] x No. of Positions - .200 [5.08]

SPECIFICATIONS:

Material:

Insulator: PBT, glass reinforced, rated UL 94V-0

Insulator color: Black

Contacts: Brass

Plating:

Gold flash over Nickel underplate overall

Electrical:

Operating voltage: 250 V AC/DC

Current rating: 2.5 A AC/DC

Insulation resistance: 1,000 Mohms min

Dielectric withstanding voltage: 600 VAC for 1 minute

Temperature Rating:

-25°C to +85°C

Environmental:

Lead free, RoHS compliant



UNLESS OTHERWISE SPECIFIED
ALL DIMENSIONS ARE INCHES [MM]
TOLERANCES: EXCEPT AS NOTED

.X ± .10	∅X ± .10
.XX ± .020	∅XX ± .015
.XXX ± .015	∅XXX ± .010



909 Rahway Avenue,
Union, NJ 07083
Phone: 908-687-5000
Fax: 908-687-5710

APPROVALS		DATE
DRAWN	SS	4/7/05
CHECKED		
APPROVED		

TITLE . .100 [2.54] LATCHING HEADER RIGHT ANGLE, PCB		
SIZE X	PART NO. CDR-XX-GR	REV. C
REF: S00016T	SCALE: NTS	SHEET 1 OF 1

6

5

4

3

2

1