



4 Way 2.92mm Power Divider from 6 GHz to 40 GHz Rated at 20 Watts

Power Dividers Technical Data Sheet

PE20DV1068

Features

- 4-Way Power Divider
- High Power Wilkinson Design
- 6 to 40 GHz Frequency Range
- Max Power 20 Watts (CW)
- Insertion Loss < 2 dB
- Isolation > 15 dB

Applications

- Test and Measurement
- Military Communications
- Commercial Communications
- Wireless Communications
- SATCOM

Description

Pasternack carries a wide selection of power dividers to fit your needs. These components are essential in many systems, allowing the combination of multiple signals or splitting of a single signal into multiple signals with equal magnitude and phase. Pasternack's resistive and Wilkinson power dividers come with excellent performance featuring minimal loss, high isolation and low VSWR. They are available in both narrow and broad bandwidths with a variety of connector types such as 2.92mm, BNC, N and SMA.

The PE20DV1068 is a 4-way high power Wilkinson power divider that operates from 6 to 40 GHz and can handle up to 20 Watts (CW) with 2 dB max insertion loss and 15 dB min isolation. The package interface uses 2.92mm female connectors and is REACH and RoHS compliant.

Electrical Specifications

Design	Wilkinson
Number of Output Ports	4

Description	Minimum	Typical	Maximum	Units
Frequency Range	6		40	GHz
Impedance		50		Ohms
Isolation	15	17		dB
Amplitude Balance		±0.3	±0.5	dB
Phase Balance		±5	±8	Degrees
Input Power (CW)			20	Watts
Reverse Power (CW)			1	Watt
Input Power (Peak)			200	Watts

Click the following link (or enter part number in "SEARCH" on website) to obtain additional part information including price, inventory and certifications: [4 Way 2.92mm Power Divider from 6 GHz to 40 GHz Rated at 20 Watts PE20DV1068](#)



4 Way 2.92mm Power Divider from 6 GHz to 40 GHz Rated at 20 Watts

Power Dividers Technical Data Sheet

PE20DV1068

Specifications by Frequency

Description	F1	F2	F3	F4	F5	Units
Frequency Range	6 to 26.5	26.5 to 40				GHz
Input VSWR, Max	2:1	2:1				
Output VSWR, Max	1.6:1	1.6:1				
Insertion Loss, Max	1.6	2				dB
Isolation, Min	15	16				dB

Mechanical Specifications

Size

Length	1.38 in [35.05 mm]
Width	2.05 in [52.07 mm]
Height	0.39 in [9.91 mm]
Weight	0.139 lbs [63.05 g]

Housing Material and Plating

Aluminum, Gold

Configuration

Package Type	Connectorized
Input Connector	2.92mm Female
Output Connectors	2.92mm Female

Environmental Specifications

Temperature

Operating Range	-45 to +85 deg C
Storage Range	-55 to +125 deg C

Humidity	100% RH at 35°C, 95% RH at 40°C
Shock	20G for 11msec half sine wave, 3 axis both directions
Vibration	25g RMS (15 degrees 2KHz) endurance, 1 hour per axis
Altitude	30,000 ft. (Epoxy Sealed Controlled environment)

Compliance Certifications (see [product page](#) for current document)

Plotted and Other Data

Notes:

Click the following link (or enter part number in "SEARCH" on website) to obtain additional part information including price, inventory and certifications: [4 Way 2.92mm Power Divider from 6 GHz to 40 GHz Rated at 20 Watts PE20DV1068](#)

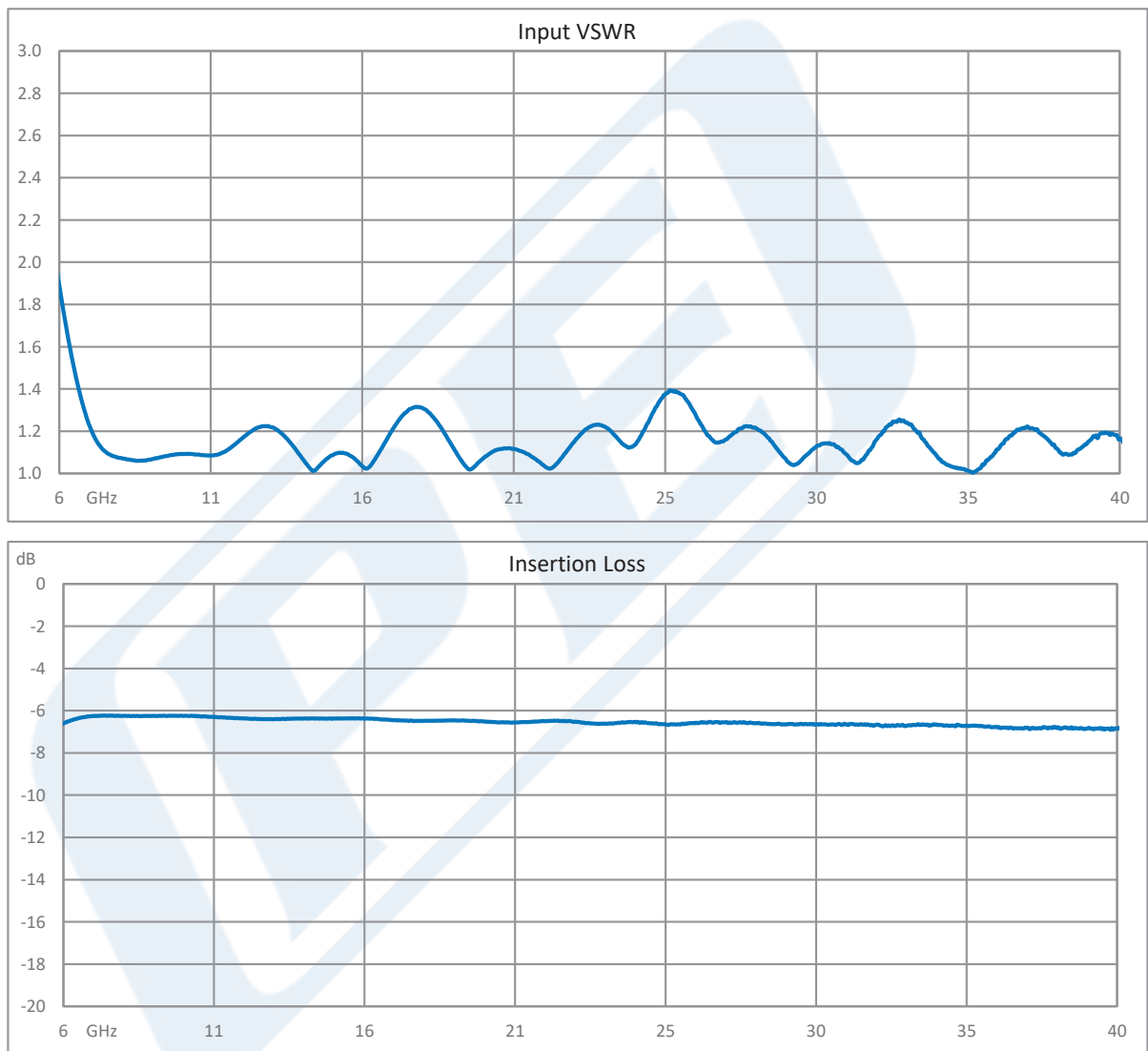


4 Way 2.92mm Power Divider from 6 GHz to 40 GHz Rated at 20 Watts

Power Dividers Technical Data Sheet

PE20DV1068

Typical Performance Data



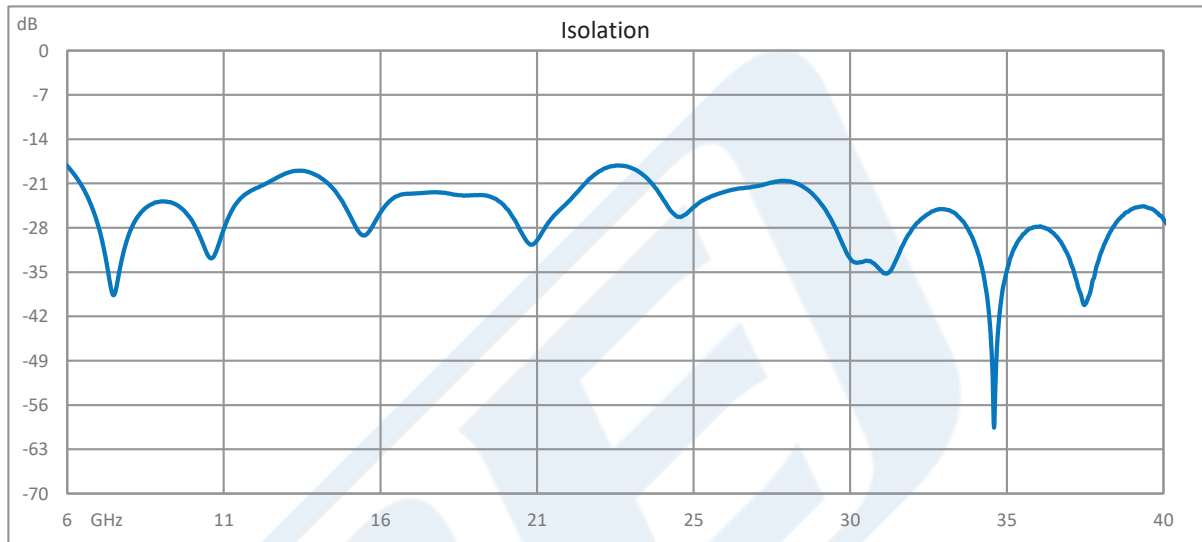
Click the following link (or enter part number in "SEARCH" on website) to obtain additional part information including price, inventory and certifications: [4 Way 2.92mm Power Divider from 6 GHz to 40 GHz Rated at 20 Watts PE20DV1068](#)



4 Way 2.92mm Power Divider from 6 GHz to 40 GHz Rated at 20 Watts

Power Dividers Technical Data Sheet

PE20DV1068



4 Way 2.92mm Power Divider from 6 GHz to 40 GHz Rated at 20 Watts from Pasternack Enterprises has same day shipment for domestic and International orders. Our RF, microwave and millimeter wave products maintain a 99.4% availability and are part of the broadest selection in the industry.

Click the following link (or enter part number in "SEARCH" on website) to obtain additional part information including price, inventory and certifications: [4 Way 2.92mm Power Divider from 6 GHz to 40 GHz Rated at 20 Watts PE20DV1068](https://www.pasternack.com/4-way-2.92mm-power-divider-40-ghz-pe20dv1068-p.aspx)

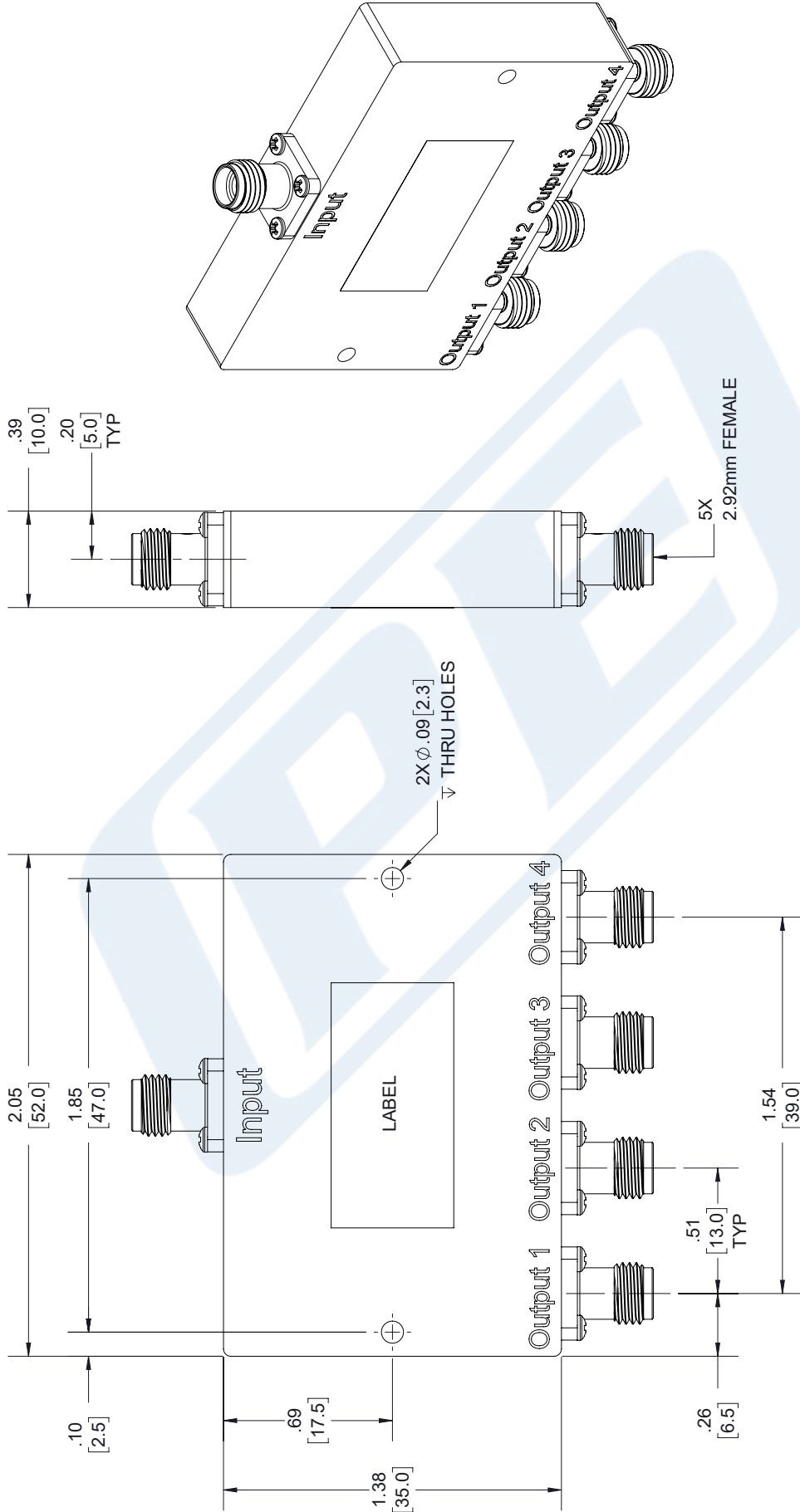
URL: <https://www.pasternack.com/4-way-2.92mm-power-divider-40-ghz-pe20dv1068-p.aspx>

The information contained in this document is accurate to the best of our knowledge and representative of the part described herein. It may be necessary to make modifications to the part and/or the documentation of the part, in order to implement improvements. Pasternack reserves the right to make such changes as required. Unless otherwise stated, all specifications are nominal. Pasternack does not make any representation or warranty regarding the suitability of the part described herein for any particular purpose, and Pasternack does not assume any liability arising out of the use of any part or documentation.

PE20DV1068 CAD Drawing

4 Way 2.92mm Power Divider from 6 GHz to 40 GHz Rated at 20 Watts

REV.	DESCRIPTION	DATE	APPROVED
A	INITIAL RELEASE	01/29/19	S.PONG



UNLESS OTHERWISE SPECIFIED LEADING DIMENSIONS ARE INCHES DIMENSIONS IN [] ARE MILLIMETERS

TOLERANCES:
 X±.2 [5.08]
 .XX±.01 [25]
 .XXX±.005 [13]

FRACTIONS
 ±1/32
 ANGLES ± 1°

ALL DIMENSIONS SHOWN ARE FOR REFERENCE ONLY.
 THIRD-ANGLE PROJECTION

THE INFORMATION AND DESIGN IN THIS DOCUMENT IS THE PROPERTY OF PASTERNAK CORPORATION. ALL RIGHTS RESERVED.

PE PASTERNAK
 an INFINITO brand
 Pasternack Enterprises, Inc.
 P.O. Box 16759, Irvine, CA 92623.
 Phone: 1.949.261.1920 | 1.866.727.8376
 Fax: 1.949.261.7451
 www.pasternack.com | e-mail: sales@pasternack.com

SHEET 1 OF 1
 SCALE N/A

SIZE A
 CAGE 53919
 DRAWN BY KDANG
 PART NUMBER PE20DV1068
 REV A

LABEL:
PASTERNAK
PE20DV1068
 D/C: XXXX

THESE COMMODITIES, TECHNOLOGY OR SOFTWARE WERE EXPORTED FROM THE UNITED STATES IN ACCORDANCE WITH THE EXPORT ADMINISTRATION REGULATIONS. DIVERSION CONTRARY TO U.S. LAW PROHIBITED.