

Inline Fuseholder, 5x20 / 6.3x32 mm



5x20 mm with wire leads, 8601.2001.08



5x20 mm, 8601.2000



6.3x32 mm, 8601.2005

32 VAC · 2.5W/6.3A · 32VDC

See below:  
[Approvals and Compliances](#)

**Description**

- Inline Fuseholder

**Applications**

- Automotive applications/aftermarket
- Audio aftermarket
- Lighting aftermarket

**Weblinks**

[pdf data sheet](#), [html datasheet](#), [General Product Information](#), [Packaging details](#), [Distributor-Stock-Check](#), [Detailed request for product](#), [Microsite](#)

**Technical Data**

Shock-Safe Category	PC2
Fuse-Link	5 x 20 or 6.3 x 32 mm
Mounting	In-line
Terminal	Wires 14-18 AWG
Rated Voltage	32 VAC , 32 VDC
Rated current	6.3 A
Rated Power Acceptance IEC	2.5 W / 6.3 A @ Ta 23 °C
Degree of Protection	IP 40
Admissible Ambient Air Temp.	-40 °C to +85 °C
Material: Socket	Thermoplastic, UL 94V-0
Material: Terminals	Tin-Plated Brass
Storage Conditions	0 °C to 60 °C, max. 70% r.h.

**Approvals and Compliances**

Detailed information on product approvals, code requirements, usage instructions and detailed test conditions can be looked up in [Details about Approvals](#)

SCHURTER products are designed for use in industrial environments. They have approvals from independent testing bodies according to national and international standards. Products with specific characteristics and requirements such as required in the automotive sector according to IATF 16949, medical technology according to ISO 13485 or in the aerospace industry can be offered exclusively with customer-specific, individual agreements by SCHURTER.





**Application standards**

Application standards where the product can be used

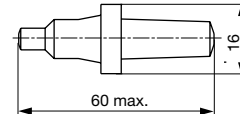
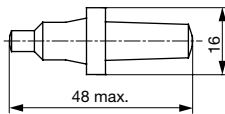
Organization	Design	Standard	Description
	Designed for applications acc.	IEC/UL 60950	IEC 60950-1 includes the basic requirements for the safety of information technology equipment.

**Compliances**

The product complies with following Guide Lines

Identification	Details	Initiator	Description
	<a href="#">CE declaration of conformity</a>	SCHURTER AG	The CE marking declares that the product complies with the applicable requirements laid down in the harmonisation of Community legislation on its affixing in accordance with EU Regulation 765/2008.
	RoHS	SCHURTER AG	Directive RoHS 2011/65/EU, Amendment (EU) 2015/836
	China RoHS	SCHURTER AG	The law SJ / T 11363-2006 (China RoHS) has been in force since 1 March 2007. It is similar to the EU directive RoHS.
	REACH	SCHURTER AG	On 1 June 2007, Regulation (EC) No 1907/2006 on the Registration, Evaluation, Authorization and Restriction of Chemicals 1 (abbreviated as "REACH") entered into force.

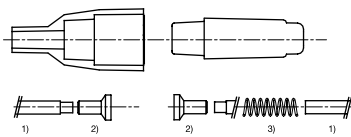
**Dimension [mm]**  48 mm



5x20 mm

6.3x32 mm

**Mounting instruction**



- 1) Wire
  - 2) Contact
  - 3) Spring
- Crimping: Standard Crimping Tool (0.5 - 2.5 mm<sup>2</sup>)  
 Crimping Profile: Mandrel Pressing

**All Variants**

Holder	Fuse-Link	Wire	Colour Wire	Length [mm]	Order Number
●	5 x 20mm	14-18 AWG	-	-	8601.2000
●	5 x 20mm	18 AWG	dark pink	200	8601.2001.08
●	6.3 x 32mm	14-18 AWG	-	-	8601.2005
●	6.3 x 32mm	14 AWG	pink	200	8601.2005.08

 Most Popular.

Availability for all products can be searched real-time: <https://www.schurter.com/en/Stock-Check/Stock-Check-SCHURTER>

Wire Length: 8"

**Packaging Unit** Bulk (50 pcs.)