

4

3

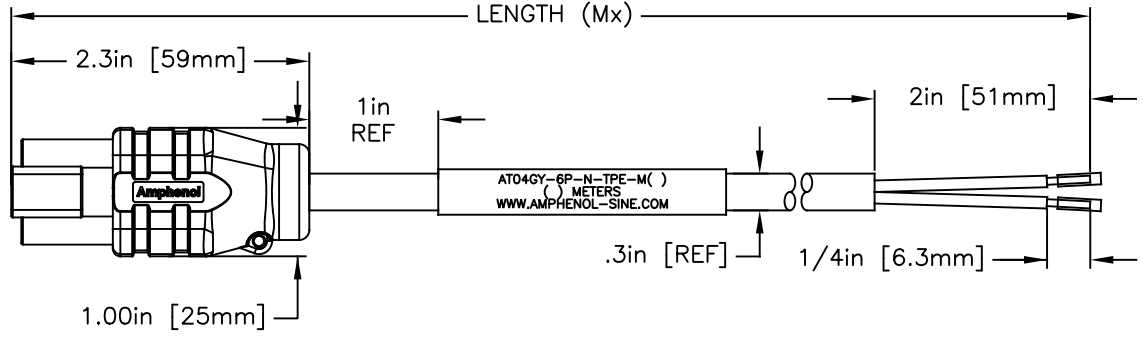
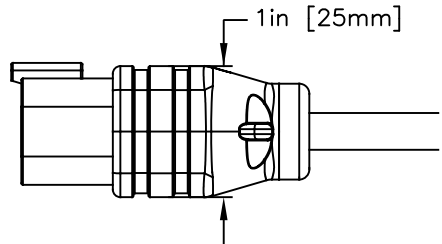
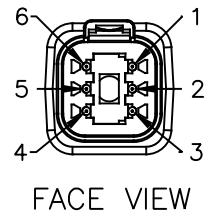
2

1

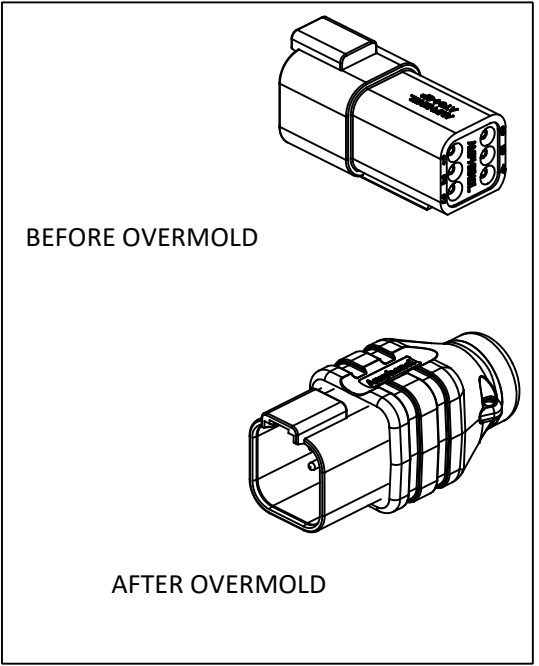
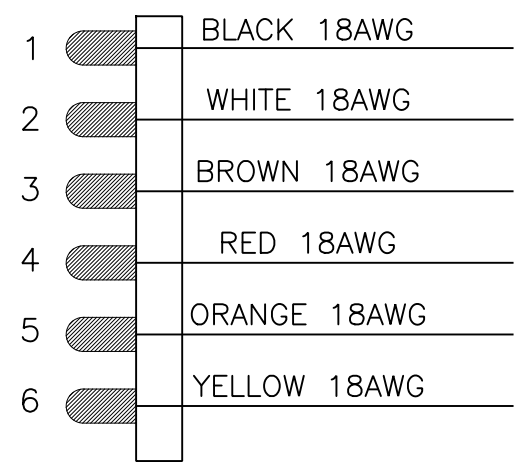
LENGTH TABLE

PART NUMBER	LENGTH (METERS)
AT04GY-6P-N-TPE-M1	1 (3.28FT)
AT04GY-6P-N-TPE-M2	2 (6.56FT)
AT04GY-6P-N-TPE-M4	4 (13.12FT)
AT04GY-6P-N-TPE-M5	5 (16.40FT)
AT04GY-6P-N-TPE-M10	10 (32.80FT)

REVISIONS						
REV	ZONE	ECO	DESCRIPTION	DATE	BY	APPR
A1	-	-	RELEASED	11/27/2020	RO	WS



WIRING DIAGRAM



CONNECTOR TYPE
AT - Amphenol AT Connector
PLEASE CONTACT CSR FOR ADDITIONAL AVAILABLE OPTIONS

- DESIGN
- 04 Male Connector
 - 06 Female Connector
- POSITIONS
- 2 2 Pin
 - 3 3 Pin
 - 4 4 Pin
 - 6 6 Pin
 - 8 8 Pin
 - 12 12 Pin

DESIGN

- S Female Connector
- P Male Connector

- COLORS
- GY - GRAY
 - BK - BLACK
 - BN - BROWN
 - YL - YELLOW
 - RD - RED
 - GN - GREEN
 - WT - WHITE
 - BL - BLUE
 - ORG - ORANGE

NOTE: 8 & 12 WAY ARE ONLY AVAILABLE IN STANDARD KEY/COLOR CONFIGURATIONS.

- KEY A - GRAY
- KEY B - BLACK
- KEY C - GREEN
- KEY D - BROWN

AT04GY-6P-N-TPE-M2

CABLE LENGTH (M = METERS)

- 1 = 1M
- 2 = 2M
- 4 = 4M
- 5 = 5M
- 10 = 10M

CUSTOM CABLE LENGTH OPTIONS AVAILABLE. CONTACT CSR.

CABLE TYPE

TPE - TPE, BLACK

LED/SUPPRESSOR CIRCUIT

- N - NONE
- S - LED/SUPPRESSOR DIODE(2POSITION)

NOTES: UNLESS OTHERWISE SPECIFIED

- MATERIAL:
HOUSING: PA66
SEAL: SILICONE RUBBER
- MODIFICATIONS: OVERMOLDED
- SPECIFICATIONS:
 - 3.1 CURRENT RATING: 10AMPS - 300V AC/DC
 - 3.2 OVERMOLDED ASY OPERATING TEMPERATURE: -40C TO +100C
 - 3.3 DIELECTRIC WITHSTANDING VOLTAGE: LESS THAN 2 MILLIAMPS CURRENT LEAKAGE @ 1500 VOLTS AC.
 - 3.4 INSULATION RESISTANCE: 1000 MEGAOHMS MIN @ 25C
 - 3.5 MOISTURE RESISTANCE: IP68 MATED CONDITION (1M OF WATER FOR 24 HOURS).
 - 3.6 MATING CYCLE DURABILITY: 100 CYCLES
 - 3.7 RoHS COMPLIANT

- CABLE SPECIFICATIONS:
COMPONENTS: SIX 18AWG, SRPVC INSULATED CONDUCTORS
41/34 BARE COPPER.
CONDUCTOR INSULATION: SRPVC (SEE COLOR CODE)
CABLING: 6 CONDUCTORS CABLED TOGETHER WITH FRPP FILLERS
BINDER: FLEECE TAPE
JACKET: TPE, BLACK
PRINT: AMPHENOL SINE SYSTEMS KA-56764-6 6C 18AWG (UL FILE NUMBER) RU
AWM 21270 105C 600V --- (CSA FILE NUMBER) CSA AWM I/II A/B -40C TO +105C 600V FT4
APPROVALS: AWM 21270, CSA AWM I/II A/B FT4, SUNLIGHT RESISTANT, OIL RESISTANT, MATERIALS ARE RoHS 3 COMPLIANT.
- MATING PART: AT06-6S* PLUG
(* = MODIFICATIONS AND COLORS)
- ALL DIMENSIONS ARE FOR REFERENCE USE ONLY.

QUANTITY	PART NUMBER	DESCRIPTION	ITEM
MATERIALS LIST			
UNLESS OTHERWISE SPECIFIED		SIGNATURES DATE	
1) All dimensions are in metric(mm).		DRAWN: RO	11/5/2020
2) Tolerances are as follows:		CHECKED: WS	1/15/2021
1 PL DEC ±0.30		ENGINEER: RO	
2 PL DEC ±0.15		APPROVAL: WS	1/15/2021
3 PL DEC ±0.08		CUSTOMER:	
3) Note reference =		THIS DRAWING IS SUPPLIED FOR INFORMATION ONLY. DESIGN FEATURES, SPECIFICATIONS AND PERFORMANCE DATA SHOWN HEREON ARE THE PROPERTY OF THE AMPHENOL CORPORATION. NO RIGHTS OF REPRODUCTION ARE IMPLIED. ALL DIMENSIONS ARE SUBJECT TO NORMAL MANUFACTURING VARIATIONS.	
MATERIAL SPECIFICATIONS:		Sine Systems - www.amphenol-sine.com 44724 Morley Drive Clinton Township, MI 48036	
PROCESS SPECIFICATIONS:		6 POS RECEP MOLDED, BLK TPE, SNGL-ENDED CBL ASSY, AMPHENOL AT CONNECTOR AT04-6P	
NEXT ASSY:		SIZE TYPE DWG NO:	REVISION
		C C- AT04GY-6P-N-TPE-Mx	A1
		SCALE: NONE	AT04GY-6P-N-TPE-Mx SHEET 1 OF 1

4

3

2

1