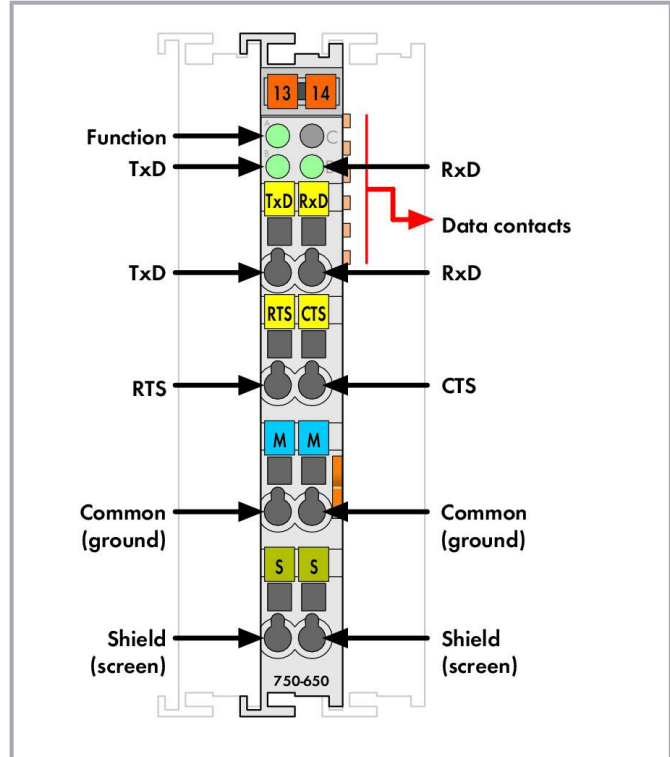


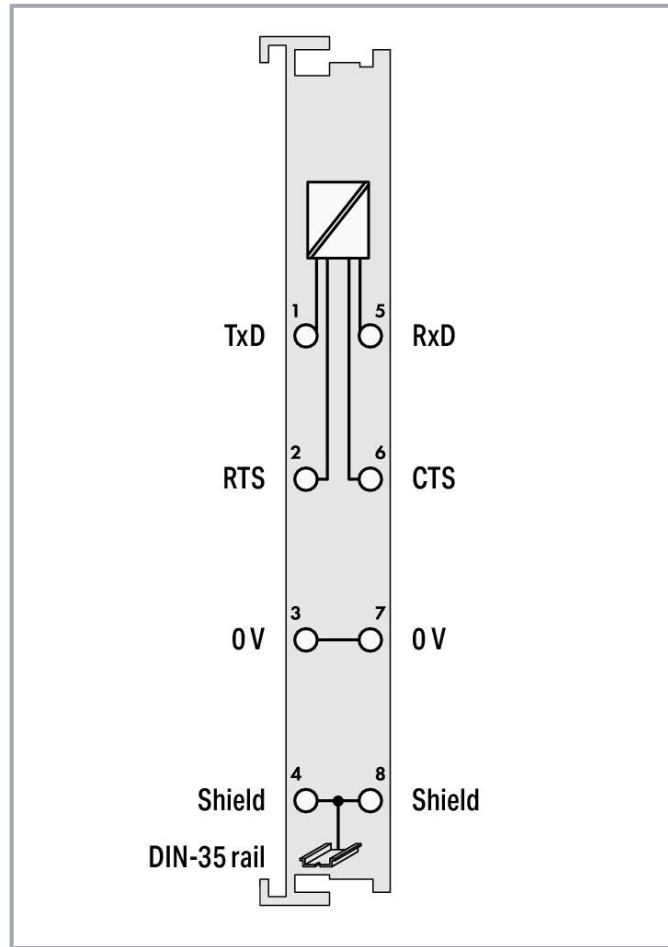
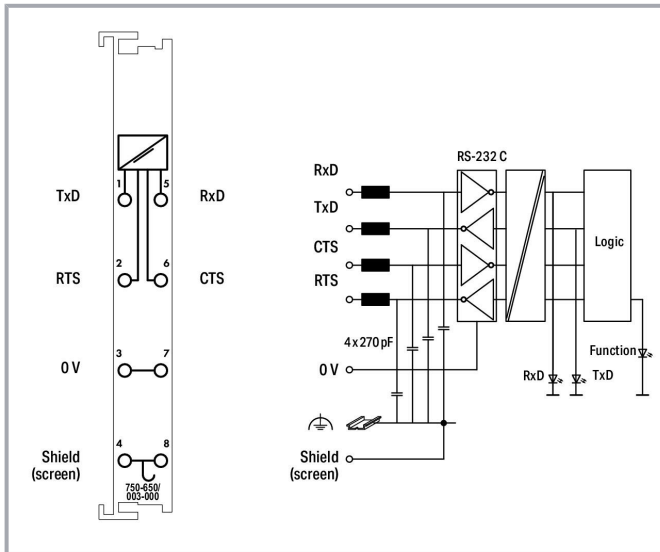
Color: —



Subject to changes. Please also observe the further product documentation!

WAGO GmbH & Co. KG
Hansastr. 27
32423 Minden
Phone: +49571 887-0 | Fax: +49571 887-169
Email: info.de@wago.com | Web: www.wago.com

Do you have any questions about our products?
We are always happy to take your call at +49 (571) 887-44222.



Item description

The module's built-in interface connects to any device equipped with an RS-232-C serial interface.

The interface operates in accordance with the TIA/EIA-F, CCITT V.28/DIN 66259-1 standards.

The connected device communicates directly with the control unit via the fieldbus coupler. The active communication channel works independently of the higher-level fieldbus system and allows full duplex operation up to 57600 baud.

The RS-232 C interface guarantees high interference immunity via electrically isolated signals.

The shield directly connects to the DIN-rail.

Data

Technical data

Device-specific

Bit skew: < 3 %; RS-232-C line length (max.): 15 m

Subject to changes. Please also observe the further product documentation!

WAGO GmbH & Co. KG

Hansastr. 27

32423 Minden

Phone: +49571 887-0 | Fax: +49571 887-169

Email: info.de@wago.com | Web: www.wago.com

Do you have any questions about our products?

We are always happy to take your call at +49 (571) 887-44222.



| | |
|---|--|
| Signal type | RS-232 |
| Baud rate | 1.2 kBd ... 57.6 kBd (9600 baud (default setting)) |
| Transmission channels | 1 TxD / 1 RxD, full-duplex |
| Data width | 1 x 24-bit input/output (3-byte user data); 1 x 40-bit input/output (5-byte user data); 1 x 8-bit control/status |
| Parity | None/Even, adjustable |
| Number of data bits | 7/8, adjustable |
| Number of stop bits | 1/2, adjustable |
| Buffer | 120-byte input / 16-byte output |
| Supply voltage (system) | 5 VDC; via data contacts |
| Current consumption (5 V system supply) | 55 mA |
| Isolation | 500 V system/field |
| Indicators | LED (A, B, D) green: Function, TxD, RxD |

Connection data

| | |
|---------------------------------------|--|
| Connection technology: inputs/outputs | 8 x CAGE CLAMP® |
| Connection type 1 | Inputs/Outputs |
| Solid conductor | 0.08 ... 2.5 mm ² / 28 ... 14 AWG |
| Fine-stranded conductor | 0.08 ... 2.5 mm ² / 28 ... 14 AWG |
| Strip length | 8 ... 9 mm / 0.31 ... 0.35 inches |

Physical data

| | |
|-----------------------------------|------------------------|
| Width | 12 mm / 0.472 inches |
| Height | 100 mm / 3.937 inches |
| Depth | 69.8 mm / 2.748 inches |
| Depth from upper-edge of DIN-rail | 62.6 mm / 2.465 inches |

Mechanical Data

| | |
|---------------|-------------|
| Mounting type | DIN-35 rail |
|---------------|-------------|

Material Data

| | |
|--------------------|------------------------------|
| Color | light gray |
| Housing material | Polycarbonate; polyamide 6.6 |
| Fire load | 1.024 MJ |
| Weight | 48.1 g |
| Conformity marking | CE |

Subject to changes. Please also observe the further product documentation!



Environmental requirements

| | |
|--|---------------------------------------|
| Ambient temperature (operation) | 0 ... +55 °C |
| Ambient temperature (storage) | -25 ... +85 °C |
| Protection type | IP20 |
| Pollution degree | 2 per IEC 61131-2 |
| Operating altitude | 0 ... 2000 m / 0 ... 6562 ft |
| Mounting position | horizontal (standing/lying); vertical |
| Relative humidity (without condensation) | 95 % |
| Vibration resistance | 4g per IEC 60068-2-6 |
| Shock resistance | 15g per IEC 60068-2-27 |
| EMC immunity to interference | per EN 61000-6-2, marine applications |
| EMC emission of interference | per EN 61000-6-4, marine applications |
| Exposure to pollutants | Per IEC 60068-2-42 and IEC 60068-2-43 |
| Permissible H ₂ S contaminant concentration at a relative humidity 75 % | 10 ppm |
| Permissible SO ₂ contaminant concentration at a relative humidity 75 % | 25 ppm |

Commercial data

| | |
|-----------------------|-----------------|
| Product Group | 15 (I/O System) |
| eCl@ss 10.0 | 27-24-26-08 |
| eCl@ss 9.0 | 27-24-26-08 |
| ETIM 8.0 | EC001604 |
| ETIM 7.0 | EC001604 |
| PU (SPU) | 1 pcs |
| Packaging type | box |
| Country of origin | DE |
| GTIN | 4045454394271 |
| Customs tariff number | 85389099990 |

Environmental Product Compliance

| | |
|--------------------------------|---------------------------|
| CAS-No. | 7439-92-1 |
| REACH Candidate List Substance | Lead |
| RoHS Compliance Status | Compliant, With Exemption |
| RoHS Exemption | 6(c) 7(a) |

Subject to changes. Please also observe the further product documentation!





WAGO GmbH & Co. KG
 Hansastr. 27
 32423 Minden
 Phone: +49571 887-0 | Fax: +49571 887-169
 Email: info.de@wago.com | Web: www.wago.com

Do you have any questions about our products?
 We are always happy to take your call at +49 (571) 887-44222.

| | 7(c)-I |
|---|--------------------------------------|
| | 7(c)-II |
| SCIP notification number (Austria) | a196d67d-c873-4b01-86ef-afa9deb60eeb |
| SCIP notification number (Belgium) | 2e9bb3f1-b421-49ec-a3db-dfbc01dd8b6a |
| SCIP notification number (Bulgaria) | 4149452d-f567-42d8-ad18-c0dd9587fe5f |
| SCIP notification number (Czech Republic) | ee00ed4d-8744-4697-bae9-fc16fe74af1f |
| SCIP notification number (Denmark) | 2f929202-a09e-422e-a01e-d9213742aab5 |
| SCIP notification number (Finland) | 6fa1babd-820c-42d1-b89e-bbc408692c2e |
| SCIP notification number (France) | fa5f7fca-f23a-41a9-a6eb-d3b71fdd00dd |
| SCIP notification number (Germany) | bb75386f-a0b9-4afd-84fd-21b1b77b1343 |
| SCIP notification number (Hungary) | b68d89af-d7bf-4afc-9328-76ed14c34d74 |
| SCIP notification number (Italy) | 463cc8a9-d569-4b60-8642-cc93330a2ff6 |
| SCIP notification number (Netherlands) | 274347ad-84cc-4ad0-a878-fb28de401779 |
| SCIP notification number (Poland) | a8e9b7a3-c960-4d16-9fe3-02a590f576df |
| SCIP notification number (Romania) | 3218edaf-bc6e-4a60-aded-c43299453963 |
| SCIP notification number (Sweden) | e669ca89-1759-449d-b2e9-61165871d0a1 |

Approvals / Certificates

General approvals

| Logo | Approval | Additional Approval Text | Certificate name |
|--|--|--------------------------|---------------------------------------|
|  | CCC CNEX | CNCA-C23-01 | 2020312310000213 (Ex ec IIC T4 Gc) |
|  | EAC Brjansker Zertifizierungsstelle | TP TC 020/2011 | EAC RU C-DE.AM02. B.00087/19 |
|  | KC National Radio Research Agency | - | MSIP-REM-W43- SIM750 |
|  | UL Underwriters Laboratories Inc. (ORDINARY LOCATIONS) | UL 508 | E175199 Sec.1 |

Declarations of conformity and manufacturer's declarations

| Logo | Approval | Additional Approval Text | Certificate name |
|------|---|--------------------------|------------------|
| | EU-Declaration of Conformity WAGO GmbH & Co. KG | - | - |









Subject to changes. Please also observe the further product documentation!



UK-Declaration of Conformity

WAGO GmbH & Co. KG

Approvals for marine applications

| Logo | Approval | Additional Approval Text | Certificate name |
|---|--|--------------------------|-------------------|
|  | ABS American Bureau of Shipping | - | 22-2219060 |
|  | BSH Bundesamt fuer Seeschifffahrt und Hydrographie | - | 1104 |
|  | BV Bureau Veritas S.A. | - | 13453/E0 BV |
|  | DNV DNV GL SE | DNV-CG-0339, Aug. 2021 | TAA0000194 |
|  | KR Korean Register of Shipping | - | KR HMB05880-AC001 |
|  | LR Lloyds Register EMEA | - | LR22180952TA |
|  | PRS Polski Rejestr Statków | - | TE/2236/880590/19 |
|  | RINA RINA Germany GmbH | - | ELE343521XG001 |

Subject to changes. Please also observe the further product documentation!

WAGO GmbH & Co. KG
 Hansastr. 27
 32423 Minden
 Phone: +49571 887-0 | Fax: +49571 887-169
 Email: info.de@wago.com | Web: www.wago.com




Do you have any questions about our products?
 We are always happy to take your call at +49 (571) 887-44222.

Approvals for hazardous areas












| Logo | Approval | Additional Approval Text | Certificate name |
|--|--|--------------------------|---|
|  | ATEX TUEV Nord Cert GmbH | EN 60079-0 | TUEV_14_ATEX_148929_X (II 3 G Ex ec IIC T4 Gc) |
|  | CCC CNEX | CNCA-C23-01 | 2020312310000213 (Ex ec IIC T4 Gc) |
|  | EAC Brjansker Zertifizierungsstelle | TP TC 012/2011 | EAC RU C-DE.AM02.B.00163 /19 (2Ex nA IIC T4 Gc X) |
|  | IECEX TUEV Nord Cert GmbH | IEC 60079-0 | IECEX TUN 14.0035 X (Ex ec IIC T4 Gc) |
|  | INMETRO TÜV Rheinland do Brasil Ltda. | IEC 60079-0 | BR-Ex_TÜV 12.1297 X |
|  | UKEx WAGO GmbH & Co. KG | EN 60079-0 | UKCA_WAGO22UKEX003X_ec |
|  | UL Underwriters Laboratories Inc. (HAZARDOUS LOCATIONS) | UL 121201 | E198726 Sec.1 |

Optional accessories

Shield termination

| Shield clamping saddles | | |
|---|---|--|
|  | Item no.: 790-116 Shield clamping saddle; 19 mm wide; diameter of compatible conductor; 7 ... 16 mm | www.wago.com/790-116 |
|  | Item no.: 790-124 Shield clamping saddle; 27 mm wide; diameter of compatible conductor; 6 ... 24 mm | www.wago.com/790-124 |
|  | Item no.: 790-108 Shield clamping saddle; 11 mm wide; diameter of compatible conductor; 3 ... 8 mm | www.wago.com/790-108 |

Subject to changes. Please also observe the further product documentation!

| | | |
|--|---|--|
|  | Item no.: 790-140 Shield clamping saddle; diameter of compatible conductor | www.wago.com/790-140 |
|  | Item no.: 790-216 Shield clamping saddle; 21.8 mm wide; 6 ... 16 mm | www.wago.com/790-216 |
|  | Item no.: 790-220 Shield clamping saddle; 30 mm wide; 6 ... 20 mm | www.wago.com/790-220 |
|  | Item no.: 790-208 Shield clamping saddle; 12.4 mm wide; 3 ... 8 mm | www.wago.com/790-208 |
| Marking accessories | | |
| Marker carrier | | |
|  | Item no.: 750-103 Group marker carrier | www.wago.com/750-103 |
| Marker | | |
|  | Item no.: 2009-145/000-006 Mini-WSB Inline; for Smart Printer; 1700 pieces on roll; stretchable 5 - 5.2 mm; plain; snap-on type; blue | www.wago.com/2009-145/000-006 |
|  | Item no.: 2009-145 Mini-WSB Inline; for Smart Printer; 1700 pieces on roll; stretchable 5 - 5.2 mm; plain; snap-on type; white | www.wago.com/2009-145 |
|  | Item no.: 2009-145/000-002 Mini-WSB Inline; for Smart Printer; 1700 pieces on roll; stretchable 5 - 5.2 mm; plain; snap-on type; yellow | www.wago.com/2009-145/000-002 |
|  | Item no.: 2009-145/000-007 Mini-WSB Inline; for Smart Printer; 1700 pieces on roll; stretchable 5 - 5.2 mm; plain; snap-on type; gray | www.wago.com/2009-145/000-007 |
|  | Item no.: 2009-145/000-005 Mini-WSB Inline; for Smart Printer; 1700 pieces on roll; stretchable 5 - 5.2 mm; plain; snap-on type; red | www.wago.com/2009-145/000-005 |
|  | Item no.: 2009-145/000-012 Mini-WSB Inline; for Smart Printer; 1700 pieces on roll; stretchable 5 - 5.2 mm; plain; snap-on type; orange | www.wago.com/2009-145/000-012 |
|  | Item no.: 2009-145/000-023 Mini-WSB Inline; for Smart Printer; 1700 pieces on roll; stretchable 5 - 5.2 mm; plain; snap-on type; green | www.wago.com/2009-145/000-023 |
|  | Item no.: 2009-145/000-024 Mini-WSB Inline; for Smart Printer; 1700 pieces on roll; stretchable 5 - 5.2 mm; plain; snap-on type; violet | www.wago.com/2009-145/000-024 |

Subject to changes. Please also observe the further product documentation!



Item no.: 248-501/000-006

Mini-WSB marking card; as card; not stretchable; plain; snap-on type; blue

www.wago.com/248-501/000-006



Item no.: 248-501/000-007

Mini-WSB marking card; as card; not stretchable; plain; snap-on type; gray

www.wago.com/248-501/000-007



Item no.: 248-501/000-002

Mini-WSB marking card; as card; not stretchable; plain; snap-on type; yellow

www.wago.com/248-501/000-002



Item no.: 248-501/000-012

Mini-WSB marking card; as card; not stretchable; plain; snap-on type; orange

www.wago.com/248-501/000-012



Item no.: 248-501

Mini-WSB marking card; as card; not stretchable; plain; snap-on type; white

www.wago.com/248-501



Item no.: 248-501/000-017

Mini-WSB marking card; as card; not stretchable; plain; snap-on type; light green

www.wago.com/248-501/000-017



Item no.: 248-501/000-005

Mini-WSB marking card; as card; not stretchable; plain; snap-on type; red

www.wago.com/248-501/000-005



Item no.: 248-501/000-024

Mini-WSB marking card; as card; not stretchable; plain; snap-on type; violet

www.wago.com/248-501/000-024



Item no.: 248-501/000-023

Mini-WSB marking card; as card; not stretchable; plain; snap-on type; green

www.wago.com/248-501/000-023



Item no.: 750-100

Marker card; as a DIN A4 sheet; plain

www.wago.com/750-100

Group marker carrier



Item no.: 750-106

Group marker carrier

www.wago.com/750-106

System housing

System enclosure

Subject to changes. Please also observe the further product documentation!

WAGO GmbH & Co. KG

Hansastr. 27

32423 Minden

Phone: +49571 887-0 | Fax: +49571 887-169

Email: info.de@wago.com | Web: www.wago.com

Do you have any questions about our products?

We are always happy to take your call at +49 (571) 887-44222.



Item no.: 850-814/002-000
IP65 enclosure; Sheet steel (RAL 7035); WxHxD (200x120x200 mm); without flange plate

www.wago.com/850-814/002-000



Item no.: 850-815/002-000
IP65 enclosure; Sheet steel (RAL 7035); WxHxD (300x120x200 mm); without flange plate

www.wago.com/850-815/002-000



Item no.: 850-816/002-000
IP65 enclosure; Sheet steel (RAL 7035); WxHxD (400x120x200 mm); without flange plate

www.wago.com/850-816/002-000



Item no.: 850-817/002-000
IP65 enclosure; Sheet steel (RAL 7035); WxHxD (600x120x200 mm); without flange plate

www.wago.com/850-817/002-000



Item no.: 850-825
IP65 enclosure; Aluminium (RAL 7032); WxHxD (160x100x160 mm); 9 x M12, 4 x M20

www.wago.com/850-825



Item no.: 850-826
IP65 enclosure; Aluminium (RAL 7032); WxHxD (240x100x160 mm); 4 x M20, 4 x M16, 14 x M12 cable grip

www.wago.com/850-826



Item no.: 850-827
IP65 enclosure; Aluminium (RAL 7032); WxHxD (320x100x160 mm); 4 x M20, 8 x M16, 17 x M12 cable grip

www.wago.com/850-827



Item no.: 850-827/002-000
IP65 enclosure; Aluminium (RAL 7035); WxHxD (320x100x160 mm); 4 x M20, 8 x M16, 17 x M12 cable grip

www.wago.com/850-827/002-000



Item no.: 850-826/002-000
IP65 enclosure; Aluminium (RAL 7035); WxHxD (240x100x160 mm); 4 x M20, 4 x M16, 14 x M12 cable grip

www.wago.com/850-826/002-000



Item no.: 850-828/002-000
IP65 enclosure; Aluminium (RAL 7035); WxHxD (480x100x160 mm); 4 x M20, 10 x M16, 35 x M12 cable grip

www.wago.com/850-828/002-000



Item no.: 850-828
IP65 enclosure; Aluminium (RAL 7032); WxHxD (480x100x160 mm); 4 x M20, 10 x M16, 35 x M12 cable grip

www.wago.com/850-828



Item no.: 850-834
IP65 enclosure; Polyester (RAL 7032); WxHxD (164x100x164 mm); 9 x M12, 4 x M20

www.wago.com/850-834



Item no.: 850-835
IP65 enclosure; Polyester (RAL 7032); WxHxD (244x100x164 mm); 4 x M20, 4 x M16, 14 x M12 cable grip

www.wago.com/850-835



Item no.: 850-836
IP65 enclosure; Polyester (RAL 7032); WxHxD (324x100x164 mm); 4 x M20, 8 x M16, 17 x M12 cable grip

www.wago.com/850-836

Carrier rail

Subject to changes. Please also observe the further product documentation!

Mounting accessories

| | | |
|--|--|--|
|  | Item no.: 210-197 Steel carrier rail; 35 x 15 mm; 1.5 mm thick; 2 m long; slotted; similar to EN 60715; silver-colored | www.wago.com/210-197 |
|  | Item no.: 210-198 Copper carrier rail; 35 x 15 mm; 2.3 mm thick; 2 m long; unslotted; according to EN 60715; copper-colored | www.wago.com/210-198 |
|  | Item no.: 210-504 Steel carrier rail; 35 x 7.5 mm; 1 mm thick; 2 m long; slotted; galvanized; according to EN 60715; silver-colored | www.wago.com/210-504 |
|  | Item no.: 210-505 Steel carrier rail; 35 x 7.5 mm; 1 mm thick; 2 m long; unslotted; galvanized; according to EN 60715; silver-colored | www.wago.com/210-505 |
|  | Item no.: 210-506 Steel carrier rail; 35 x 15 mm; 1.5 mm thick; 2 m long; unslotted; galvanized; similar to EN 60715; silver-colored | www.wago.com/210-506 |
|  | Item no.: 210-508 Steel carrier rail; 35 x 15 mm; 1.5 mm thick; 2 m long; slotted; galvanized; similar to EN 60715; silver-colored | www.wago.com/210-508 |
|  | Item no.: 210-113 Steel carrier rail; 35 x 7.5 mm; 1 mm thick; 2 m long; unslotted; according to EN 60715; silver-colored | www.wago.com/210-113 |
|  | Item no.: 210-118 Steel carrier rail; 35 x 15 mm; 2.3 mm thick; 2 m long; unslotted; according to EN 60715; silver-colored | www.wago.com/210-118 |
|  | Item no.: 210-112 Steel carrier rail; 35 x 7.5 mm; 1 mm thick; 2 m long; slotted; according to EN 60715; "Hole width 25 mm; silver-colored | www.wago.com/210-112 |
|  | Item no.: 210-114 Steel carrier rail; 35 x 15 mm; 1.5 mm thick; 2 m long; unslotted; similar to EN 60715; silver-colored | www.wago.com/210-114 |
|  | Item no.: 210-115 Steel carrier rail; 35 x 7.5 mm; 1 mm thick; 2 m long; slotted; according to EN 60715; "Hole width 18 mm; silver-colored | www.wago.com/210-115 |
|  | Item no.: 210-196 Aluminum carrier rail; 35 x 8.2 mm; 1.6 mm thick; 2 m long; unslotted; similar to EN 60715; silver-colored | www.wago.com/210-196 |

Downloads

Documentation

Manual

| | | | |
|--|-----------------------|---------------|----------|
| System Manual WAGO I/O System 750/753 Decentralized Automation Technology | V 3.3.0 2023 May 4 | pdf 8.8 MB | Download |
|--|-----------------------|---------------|----------|

Subject to changes. Please also observe the further product documentation!



| | | | |
|---|------------------------|-----------------|----------|
| Product Manual RS-232 C Serial Interface | V 1.0.4 | pdf 170.9 kB | Download |
| System Manual Series 750/753 Online HTML | | URL | Download |
| Bid Text | | | |
| 750-650/003-000 X81 - Datei | 2019 Feb 19 | xml 4.5 kB | Download |
| 750-650/003-000 doc - Datei | 2017 Oct 16 | doc 26.6 kB | Download |
| Instruction Leaflet | | | |
| CCC Ex (Additional information) WAGO-I/O-SYSTEM *750-****/* | 2023 Apr 26 | pdf 163.6 kB | Download |
| Additional Information | | | |
| Disposal and Recycling Electrical and electronic equipment, Batteries, Packaging | V 1.1.0 2022 Aug 18 | pdf 2.2 MB | Download |
| System Description | | | |
| Overview on WAGO-I/O-SYSTEM 750 approvals | | pdf 789.0 kB | Download |
| 750/753 Series I/O-System – General Product Information | | pdf 1.7 MB | Download |
| CAD/CAE-Data | | | |
| CAD data | | | |
| 2D/3D Models 750-650/003-000 | | URL | Download |
| CAE data | | | |
| EPLAN Data Portal 750-650/003-000 | | URL | Download |
| WSCAD Universe 750-650/003-000 | | URL | Download |
| ZUKEN Portal 750-650/003-000 | | URL | Download |

Subject to changes. Please also observe the further product documentation!



| | | |
|-----------------------------------|-----|----------|
| EPLAN Data Portal 750-650/003-000 | URL | Download |
| WSCAD Universe 750-650/003-000 | URL | Download |

Device Files

Device Driver

| | | | |
|--|------------------------|---------------|----------|
| WAGO USB Service Kabel Treiber / Serie 750 und 857 | 6.5.3.0 2014 Sep 10 | zip 4.8 MB | Download |
|--|------------------------|---------------|----------|

Environmental Product Compliance

Compliance Search

| | | |
|---|-----|----------|
| Environmental Product Compliance 750-650/003-000 RS-232 C Serial Interface; Adjustable | URL | Download |
|---|-----|----------|

Installation Notes

Product family

WAGO I/O System 750/753
[Show all products from the family](#)

Subject to changes. Please also observe the further product documentation!