


- 95% Efficient
- High Reliability
- 30-300W
- Class 2
- IP67 Waterproof
- Dimmable
- Constant Current and Voltage
- International Safety Approvals



LED Power Supplies

Leading edge LED Driver solutions for lighting applications

5 YEAR
Warranty



- Street Lighting
- Bay Lighting
- Signs and Displays
- Refrigerator Lighting
- Architectural Lighting

North America
Excelsys Technologies
 519 Interstate 30, #309
 Rockwall, TX 75087
 USA
 Tel: +1 972 771 4544
 e-mail: salesusa@excelsys.com

Europe/Asia
Excelsys Technologies Ltd
 27 Eastgate Drive, Eastgate Business Park,
 Little Island, Cork,
 Ireland
 Tel: +353 21 4354716
 e-mail: sales@excelsys.com

www.excelsys.com

Why Choose Excelsys?

Headquartered in Cork, Ireland, Excelsys has a 20 year tradition of providing power supply solutions that meet the requirements of International and UL agency approvals along with reliability, efficiency, cost, EMC and electrical performance in the demanding AC/DC power arena. To augment Lighting Power Supply designs, Excelsys draws upon its expertise serving a cross section of markets including Commercial, Industrial, Medical, Communications and Military. Manufacturing is to ROHS 6 on ISO certified lines in Europe and China. All of our LED power supplies come with the Excelsys 5 Year Warranty.

Luminaire and power supply design are two exacting engineering disciplines. The broad and evolving line up of Excelsys LED power supplies frees up your engineering team and resources to concentrate on fixture design including architectural, color temperature, efficiency and efficacy requirements.

Reliability and long life are at the core of every Excelsys LED Power Supply design. Excelsys engineering attention to detail assures that power supply performance meets and exceeds your requirements. When technical discussions are required, you can engage in freely open communication with leading Excelsys designers, quality and application engineering personnel.

This brochure provides a glimpse into the evolving portfolio of Excelsys LED power solutions. Don't see a solution that fits your exact needs? Give us a call. We may well have a new power supply nearing market release that will solve your problem. Or, we can engage with you in a partnership to leverage off of our design expertise and existing products to provide a cost effective custom solution.



- **5 Year Warranty**
- **Best in Class Performance**
- **Local Applications Support**
- **Wide range of Standard Product**
- **Custom Engineering Capability**



Index

1. **Select the correct LED power supply for your application**
Product Selector Guide **Page 2**
2. **Ultra Compact LED Power Supplies**
Constant Current, Dimming and Constant Voltage
LD Series 60W-200W **Page 3**
3. **Dimming LED Power Supplies**
LXD Series 50W-200W **Page 5**
4. **Constant Current LED Power Supplies**
LXC Series 30W-200W **Page 8**
5. **Constant Voltage LED Power Supplies**
LXV Series 35W-300W **Page 12**
6. **480VAC Input LED Power Supplies**
Constant Current and Voltage
LXV Series H 75W-150W **Page 15**
7. **Applications Support** **Page 16**

Product Selector

Selecting your LED Power Supply

Selecting the correct LED power supply is a critical step in Luminaire design. By choosing LED power supplies from Excelsys, you ensure you are using the industry leading LED drivers in terms of efficiency, reliability and size. All our LED power supplies are IP67 rated (waterproof) making them ideal for outdoor as well as indoor applications.

The following tables allow you to quickly identify the appropriate LED driver power supply for your application.

Ultra Compact LD Series

The latest generation of LED driver power supplies offering Constant Current, Dimming and Constant Voltage solutions.

Smallest Size: 28mm high High Efficiency over 90%
 5 Year warranty High Reliability, 100K hour lifetime
 Class 2 IP67 Waterproof

LD Series 60W-200W	Power	Constant Current	Constant Voltage	Dimming
	60W	LDB60	LDB60	
	75W	LDB75	LDB75, LDV75	
	100W	LDB100	LDB100, LDV100	LDD100
	150W	LDB150	LDB150	
	200W	LDB200	LDB200	

Class 2 LED Power Supplies

Class 2 LED power supplies must comply with the UL1310 standard meeting all the following conditions:

1. Output power < 100W
2. Output Voltage <60V
3. Output Current < 5A

Class 2 35W-96W	Power	Constant Current	Constant Voltage	Dimming
	30W	LXC30		
	35W	LXC35	LXV35	
	50W	LXC50	LXV50	LXD50
	60W	LXC60		
	75W	LXC75		LXD75
	76W		LXV76	
	85W	LXC85	LXV85	LXD85
	96W	LXC96	LXV96	LXD96

* LD series is also Class 2, see LD series table

Non Class 2 LED Power Supplies

Non- Class 2 75W-300W	Power	Constant Current	Constant Voltage	Dimming
	75W		LXV75	
	100W	LXC100	LXV100	LXD100
	120W	LXC120	LXV120	LXD120
	150W	LXC150	LXV150	LXD150
	200W	LXC200	LXV200	LXD200
	250W		LXV250	
	300W		LXV300	

FEATURES

- Ultra Compact 28mm high
- Universal Input: 90-305VAC
- High Efficiency
- IP67 rated Waterproof
- UL1310 Class 2 models
- 1-10Vdc, PWM, Resistor Dimming Models
- EN61000-3-2 Class C
- UL8750, EN61347-2-13 approved
- EN61000-4-2,-4,-5,-6, -8, 11
- Protection
Short circuit, Over voltage, Over current, Over temp

LDB60 60W Constant Current/ Constant Voltage 218 x 40 x 28mm



Model Number	Output Voltage	Output Current max	Input Voltage Range	Efficiency	UL1310 Class 2	Temp Range °C
LDB60-012SW	6-12V	5.000A	90-305VAC	89.0%	Yes	-30 to 50°C

LDV75 75W Constant Voltage 218 x 40 x 28mm



Model Number	Output Voltage	Output Current max	Input Voltage Range	Efficiency	UL1310 Class 2	Temp Range °C
LDV75-012SN	12V	6.250A	90-264VAC	91.0%	No	-30 to 50°C
LDV75-024SN	24V	3.125A	90-264VAC	91.0%	Yes	-30 to 50°C

LDB75 75W Constant Voltage/ Constant Current 218 x 40 x 28mm



Model Number	Output Voltage	Output Current max	Input Voltage Range	Efficiency	UL1310 Class 2	Temp Range °C
LDB75-012SW	6-12V	6.250A	90-305VAC	91.0%	No	-30 to 50°C
LDB75-024SW	12-24V	3.125A	90-305VAC	91.0%	Yes	-30 to 50°C
LDB75-036SW	18-36V	2.083A	90-305VAC	91.0%	Yes	-30 to 50°C
LDB75-048SW	24-48V	1.562A	90-305VAC	91.0%	Yes	-30 to 50°C

LDV100 100W Constant Voltage 218 x 40 x 28mm



Model Number	Output Voltage	Output Current max	Input Voltage Range	Efficiency	UL1310 Class 2	Temp Range °C
LDV100-012SN	12V	7.500A	90-264VAC	91.0%	No	-30 to 50°C
LDV100-024SN	24V	3.830A	90-264VAC	92.0%	Yes	-30 to 50°C



LDB100
**100W Constant Voltage/
 Constant Current**
218 x 40 x 28mm



Model Number	Output Voltage	Output Current max	Input Voltage Range	Efficiency	UL1310 Class 2	Temp Range °C
LDB100-012SW	6-12V	7.500A	90-305VAC	91.0%	No	-30 to 50°C
LDB100-024SW	12-24V	3.830A	90-305VAC	91.0%	Yes	-30 to 50°C
LDB100-036SW	18-36V	2.560A	90-305VAC	91.0%	Yes	-30 to 50°C
LDB100-048SW	24-48V	1.920A	90-305VAC	91.0%	Yes	-30 to 50°C

LDD100
100W Dimming
218 x 40 x 28mm



Model Number	Output Voltage Range	Output Current Dimming Range	Input Voltage Range	Efficiency	UL1310 Class 2	Temp Range °C
LDD100-0350SW	143-286V	35-350mA	90-305VAC	91.0%	No	-30 to 50°C
LDD100-0700SW	86-143V	70-700mA	90-305VAC	91.0%	No	-30 to 50°C
LDD100-1400SW	43-71V	140-1400mA	90-305VAC	91.0%	No	-30 to 50°C
LDD100-2800SW	22-36V	280-2800mA	90-305VAC	91.0%	No	-30 to 50°C
LDD100-4200SW	12-24V	420-4200mA	90-305VAC	91.0%	No	-30 to 50°C

Refer to page 16 for additional information on Dimming Control

LDB150
**150W Constant Voltage/
 Constant Current**
218 x 63 x 40mm



Model Number	Output Voltage	Output Current max	Input Voltage Range	Efficiency	UL1310 Class 2	Temp Range °C
LDB150-012SW	6-12V	12.50A	90-305VAC	92.0%	No	-30 to 50°C
LDB150-024SW	12-24V	6.25A	90-305VAC	92.0%	No	-30 to 50°C
LDB150-036SW	18-36V	4.17A	90-305VAC	92.0%	No	-30 to 50°C
LDB150-048SW	24-48V	3.125A	90-305VAC	92.0%	No	-30 to 50°C

LDB200
**200W Constant Voltage/
 Constant Current**
218 x 63 x 40mm



Model Number	Output Voltage	Output Current max	Input Voltage Range	Efficiency	UL1310 Class 2	Temp Range °C
LDB200-012SW	6-12V	16.67A	90-305VAC	92.0%	No	-30 to 50°C
LDB200-024SW	12-24V	8.33A	90-305VAC	92.0%	No	-30 to 50°C
LDB200-036SW	18-36V	5.55A	90-305VAC	92.0%	No	-30 to 50°C
LDB200-048SW	24-48V	4.17A	90-305VAC	92.0%	No	-30 to 50°C



Features

- Universal Input: 90-305VAC
- 1-10Vdc, Resistor Dimming
- High Efficiency
- IP67 rated Waterproof
- UL1310 Class 2 models
- 4kV Surge Protection
- EN61000-3-2 Class C
- UL8750, EN61347-2-13 approved
- EN61000-4-2,-4,-5,-6, -8, 11
- Protection
Short circuit, Over voltage, Over current, Over temp

Refer to page 16 for additional information on Dimming Control

LXD35 35W Dimming



172 x 42.5 x 34.5mm
87K hour lifetime
Temp range -35 to 55°C
Up to 88% efficient

Model Number	Output Voltage Range	Output Current Dimming Range	Input Voltage Range	Efficiency	UL1310 Class 2
LXD35-0350SW	33-100V	70-350mA	90-305VAC	88.0%	No
LXD35-0450SW	26-78V	90-450mA	90-305VAC	87.0%	No
LXD35-0700SW	17-50V	140-700mA	90-305VAC	86.0%	Yes
LXD35-1050SW	11-33V	210-1050mA	90-305VAC	86.0%	Yes
LXD35-1400SW	8-24V	280-1400mA	90-305VAC	85.0%	Yes
LXD35-1750SW	7-20V	350-1750mA	90-305VAC	84.0%	Yes
LXD35-2100SW	6-18V	420-2100mA	90-305VAC	84.0%	Yes
LXD35-2450SW	5-15V	490-2450mA	90-305VAC	83.0%	Yes
LXD35-2900SW	4-12V	580-2900mA	90-305VAC	82.0%	Yes

LXD50 50W Dimming



172 x 42.5 x 34.5mm
66K hour lifetime
Temp range -35 to 55°C
Up to 89% efficient

Model Number	Output Voltage Range	Output Current Dimming Range	Input Voltage Range	Efficiency	UL1310 Class 2
LXD50-0350SW	47-142V	70-350mA	90-305VAC	89.0%	No
LXD50-0450SW	36-110V	90-450mA	90-305VAC	88.0%	No
LXD50-0700SW	24-72V	140-700mA	90-305VAC	87.0%	No
LXD50-1100SW	16-48V	220-1100mA	90-305VAC	87.0%	No
LXD50-1400SW	12-36V	280-1400mA	90-305VAC	87.0%	Yes
LXD50-1750SW	9-29V	350-1750mA	90-305VAC	87.0%	Yes
LXD50-2100SW	8-24V	420-2100mA	90-305VAC	86.0%	Yes
LXD50-2800SW	6-18V	560-2800mA	90-305VAC	84.0%	Yes
LXD50-3330SW	5-15V	660-3330mA	90-305VAC	84.0%	Yes
LXD50-4200SW	4-12V	840-4200mA	90-305VAC	83.0%	Yes

LXD75 75W Dimming



150 x 67.5 x 37mm
65K hour lifetime
Temp range -35 to 70°C
Up to 92% efficient

Model Number	Output Voltage Range	Output Current Dimming Range	Input Voltage Range	Efficiency	UL1310 Class 2
LXD75-0350SW	107-214V	35-350mA	90-305VAC	92.0%	No
LXD75-0450SW	83-166V	45-450mA	90-305VAC	92.0%	No
LXD75-0700SW	54-108V	70-700mA	90-305VAC	91.0%	No
LXD75-1050SW	36-72V	110-1050mA	90-305VAC	90.0%	No
LXD75-1400SW	27-54V	140-1400mA	90-305VAC	90.0%	Yes
LXD75-2100SW	18-36V	210-2100mA	90-305VAC	89.0%	Yes
LXD75-2800SW	13-27V	280-2800mA	90-305VAC	89.0%	Yes
LXD75-3750SW	10-20V	375-3750mA	90-305VAC	88.0%	Yes
LXD75-5000SW	7-15V	500-5000mA	90-305VAC	88.0%	Yes



Refer to page 16 for additional information on Dimming Control

LXD85 85W Dimming



150 x 67.5 x 37mm
63K hour lifetime
Temp range -35 to 60°C
Up to 91% efficient

Model Number	Output Voltage Range	Output Current Dimming Range	Input Voltage Range	Efficiency	UL1310 Class 2
LXD85-0350SW	122-243V	35-350mA	90-305VAC	91.0%	No
LXD85-0450SW	95-189V	45-450mA	90-305VAC	91.0%	No
LXD85-0700SW	61-121V	70-700mA	90-305VAC	90.0%	No
LXD85-1050SW	41-81V	105-1050mA	90-305VAC	90.0%	No
LXD85-1400SW	31-61V	140-1400mA	90-305VAC	90.0%	No
LXD85-1750SW	25-49V	175-1750mA	90-305VAC	90.0%	Yes
LXD85-2000SW	22-43V	200-2000mA	90-305VAC	90.0%	Yes
LXD85-2450SW	18-35V	245-2450mA	90-305VAC	89.0%	Yes
LXD85-2800SW	16-30V	280-2800mA	90-305VAC	89.0%	Yes

LXD96 96W Dimming



174 x 67.5 x 37mm
50K hour lifetime
Temp range -35 to 70°C
Up to 92% efficient

Model Number	Output Voltage Range	Output Current Dimming Range	Input Voltage Range	Efficiency	UL1310 Class 2
LXD96-0350SW	137-274V	35-350mA	90-305VAC	92.0%	No
LXD96-0450SW	106-213V	45-450mA	90-305VAC	92.0%	No
LXD96-0700SW	68-137V	70-700mA	90-305VAC	91.0%	No
LXD96-1050SW	46-92V	105-1050mA	90-305VAC	91.0%	No
LXD96-1400SW	35-69V	140-1400mA	90-305VAC	90.0%	No
LXD96-1750SW	27-54V	175-1750mA	90-305VAC	90.0%	Yes
LXD96-2100SW	22-45V	210-2100mA	90-305VAC	89.0%	Yes
LXD96-2450SW	19-39V	245-2450mA	90-305VAC	89.0%	Yes
LXD96-2800SW	17-34V	280-2800mA	90-305VAC	89.0%	Yes
LXD96-3150SW	15-30V	315-3150mA	90-305VAC	88.0%	Yes
LXD96-3570SW	13-27V	357-3570mA	90-305VAC	88.0%	Yes
LXD96-4000SW	12-24V	400-4000mA	90-305VAC	88.0%	Yes

LXD100 100W Dimming



194 x 67.5 x 37mm
100K hour lifetime
Temp range -35 to 65°C
Up to 91% efficient

Model Number	Output Voltage Range	Output Current Dimming Range	Input Voltage Range	Efficiency	UL1310 Class 2
LXD100-0350SW	172-286V	35-350mA	90-305VAC	91.0%	No
LXD100-0450SW	132-222V	45-450mA	90-305VAC	91.0%	No
LXD100-0700SW	86-143V	70-700mA	90-305VAC	90.5%	No
LXD100-1050SW	57-95V	105-1050mA	90-305VAC	90.5%	No
LXD100-1400SW	43-71V	140-1400mA	90-305VAC	90.5%	No
LXD100-1750SW	34-57V	175-1750mA	90-305VAC	90.5%	No
LXD100-2100SW	29-48V	210-2100mA	90-305VAC	90.5%	No
LXD100-2450SW	25-41V	245-2450mA	90-305VAC	90.5%	No
LXD100-2800SW	22-36V	280-2800mA	90-305VAC	90.0%	No
LXD100-3150SW	19-32V	315-3150mA	90-305VAC	90.0%	No
LXD100-3570SW	17-28V	357-3570mA	90-305VAC	90.0%	No
LXD100-4200SW	14-24V	420-4200mA	90-305VAC	90.0%	No



Refer to page 16 for additional information on Dimming Control

LXD120 120W Dimming



194 x 67.5 x 37mm
80K hour lifetime
Temp range -35 to 65°C
Up to 91% efficient

Model Number	Output Voltage Range	Output Current Dimming Range	Input Voltage Range	Efficiency	UL1310 Class 2
LXD120-0350SW	206-343V	35-350mA	90-305VAC	91.0%	No
LXD120-0450SW	160-266V	45-450mA	90-305VAC	91.0%	No
LXD120-0700SW	103-171V	70-700mA	90-305VAC	91.0%	No
LXD120-1050SW	68-114V	105-1050mA	90-305VAC	90.5%	No
LXD120-1400SW	52-86V	140-1400mA	90-305VAC	90.5%	No
LXD120-1750SW	41-68V	175-1750mA	90-305VAC	90.5%	No
LXD120-2100SW	34-57V	210-2100mA	90-305VAC	90.5%	No
LXD120-2450SW	29-49V	245-2450mA	90-305VAC	90.5%	No
LXD120-2800SW	26-43V	280-2800mA	90-305VAC	90.5%	No
LXD120-3150SW	23-38V	315-3150mA	90-305VAC	90.0%	No
LXD120-3500SW	20-34V	350-3500mA	90-305VAC	90.0%	No
LXD120-4200SW	17-28V	420-4200mA	90-305VAC	90.0%	No
LXD120-4900SW	14-24V	490-4900mA	90-305VAC	90.0%	No

LXD150 150W Dimming



235 x 79.5 x 46mm
70K hour lifetime
Temp range -35 to 70°C
Up to 93.5% efficient

Model Number	Output Voltage Range	Output Current Dimming Range	Input Voltage Range	Efficiency	UL1310 Class 2
LXD150-0350SW	214-428V	35-350mA	90-305VAC	93.5%	No
LXD150-0450SW	166-333V	45-450mA	90-305VAC	93.0%	No
LXD150-0700SW	107-214V	70-700mA	90-305VAC	93.0%	No
LXD150-1050SW	71-142V	105-1050mA	90-305VAC	93.0%	No
LXD150-1400SW	53-107V	140-1400mA	90-305VAC	92.5%	No

LXD200 200W Dimming



235 x 79.5 x 46mm
70K hour lifetime
Temp range -35 to 70°C
Up to 93.5% efficient

Model Number	Output Voltage Range	Output Current Dimming Range	Input Voltage Range	Efficiency	UL1310 Class 2
LXD200-0450SW	223-445V	45-450mA	90-305VAC	93.5%	No
LXD200-0700SW	143-285V	70-700mA	90-305VAC	93.0%	No
LXD200-1050SW	95-190V	105-1050mA	90-305VAC	93.0%	No
LXD200-1400SW	71-142V	140-1400mA	90-305VAC	92.5%	No



Features

- Universal Input: 90-305VAC
- Constant Current Outputs
- High Efficiency
- IP67 rated Waterproof
- UL1310 Class 2 models
- 4kV Surge Protection
- EN61000-3-2 Class C
- UL8750, EN61347-2-13 approved
- EN61000-4-2,-4,-5,-6, -8, 11
- Protection
Short circuit, Over voltage,
Over current, Over temp

LXC30 30W Constant Current



162 x 42.5 x 34.5mm
177K hour lifetime
Temp range -35 to 60°C
Up to 87% efficient

Model Number	Output Voltage Range	Fixed Output Current	Input Voltage Range	Efficiency	UL1310 Class 2
LXC30-0350S	42-86V	350mA	90-264VAC	87.0%	No
LXC30-0450S	33-66V	450mA	90-264VAC	86.0%	No
LXC30-0700S	21-42V	700mA	90-264VAC	86.0%	No
LXC30-0830S	18-36V	830mA	90-264VAC	86.0%	No
LXC30-1250S	12-24V	1250mA	90-264VAC	85.0%	No
LXC30-1660S	9-18V	1660mA	90-264VAC	84.0%	No
LXC30-2500S	7-12V	2500mA	90-264VAC	83.0%	No

LXC30 does not meet EN61000-3-2 Class C limit

LXC35 35W Constant Current



172 x 42.5 x 34.5mm
87K hour lifetime
Temp range -35 to 55°C
Up to 88% efficient

Model Number	Output Voltage Range	Fixed Output Current	Input Voltage Range	Efficiency	UL1310 Class 2
LXC35-0350SW	33-100V	350mA	90-305VAC	88.0%	No
LXC35-0450SW	26-78V	450mA	90-305VAC	87.0%	No
LXC35-0700SW	17-50V	700mA	90-305VAC	86.0%	Yes
LXC35-1050SW	11-33V	1050mA	90-305VAC	86.0%	Yes
LXC35-1400SW	8-24V	1400mA	90-305VAC	85.0%	Yes
LXC35-1750SW	7-20V	1750mA	90-305VAC	84.0%	Yes
LXC35-2100SW	6-18V	2100mA	90-305VAC	84.0%	Yes
LXC35-2450SW	5-15V	2450mA	90-305VAC	83.0%	Yes
LXC35-2900SW	4-12V	2900mA	90-305VAC	82.0%	Yes

LXC50 50W Constant Current



162 x 42.5 x 34.5mm
107K hour lifetime
Temp range -35 to 60°C
Up to 88% efficient

Model Number	Output Voltage Range	Fixed Output Current	Input Voltage Range	Efficiency	UL1310 Class 2
LXC50-0350S	71-142V	350mA	90-264VAC	88.0%	No
LXC50-0450S	56-111V	450mA	90-264VAC	88.0%	No
LXC50-0700S	36-72V	700mA	90-264VAC	88.0%	No
LXC50-1050S	24-48V	1050mA	90-264VAC	88.0%	No
LXC50-1100S	23-45.5V	1100mA	90-264VAC	87.0%	Yes
LXC50-1400S	18-36V	1400mA	90-264VAC	87.0%	No
LXC50-2100S	13-24V	2100mA	90-264VAC	86.0%	Yes
LXC50-2770S	9-18V	2770mA	90-264VAC	85.0%	Yes
LXC50-3000S	7-12V	3000mA	90-264VAC	84.0%	Yes

LXC50 does not meet EN61000-3-2 Class C limit



LXC50 SW 50W Constant Current



172 x 42.5 x 34.5mm
66K hour lifetime
Temp range -35 to 55°C
Up to 89% efficient

LXC60 60W Constant Current




150 x 67.5 x 37mm
80K hour lifetime
Temp range -35 to 70°C
Up to 91% efficient

LXC75 75W Constant Current



150 x 67.5 x 37mm
65K hour lifetime
Temp range -35 to 70°C
Up to 92% efficient

LXC85 85W Constant Current



150 x 67.5 x 37mm
63K hour lifetime
Temp range -35 to 60°C
Up to 91% efficient

Model Number	Output Voltage Range	Fixed Output Current	Input Voltage Range	Efficiency	UL1310 Class 2
LXC50-0350SW	47-142V	350mA	90-305VAC	89.0%	No
LXC50-0450SW	36-110V	450mA	90-305VAC	88.0%	No
LXC50-0700SW	24-72V	700mA	90-305VAC	87.0%	No
LXC50-1100SW	16-48V	1100mA	90-305VAC	87.0%	Yes
LXC50-1400SW	12-36V	1400mA	90-305VAC	87.0%	Yes
LXC50-1750SW	9-29V	1750mA	90-305VAC	87.0%	Yes
LXC50-2100SW	8-24V	2100mA	90-305VAC	86.0%	Yes
LXC50-2800SW	6-18V	2800mA	90-305VAC	84.0%	Yes
LXC50-3330SW	5-15V	3330mA	90-305VAC	84.0%	Yes
LXC50-4200SW	4-12V	4200mA	90-305VAC	83.0%	Yes

Model Number	Output Voltage Range	Fixed Output Current	Input Voltage Range	Efficiency	UL1310 Class 2
LXC60-0350SW	85-170V	350mA	90-305VAC	91.0%	No
LXC60-0450SW	67-134V	450mA	90-305VAC	91.0%	No
LXC60-0700SW	43-86V	700mA	90-305VAC	91.0%	No
LXC60-1050SW	29-58V	1050mA	90-305VAC	90.0%	No
LXC60-1400SW	21-43V	1400mA	90-305VAC	90.0%	No
LXC60-1700SW	18-36V	1700mA	90-305VAC	90.0%	No
LXC60-2300SW	13-27V	2300mA	90-305VAC	89.0%	Yes
LXC60-3300SW	9-18V	3300mA	90-305VAC	88.0%	Yes
LXC60-5000SW	6-12V	5000mA	90-305VAC	87.0%	Yes

Model Number	Output Voltage Range	Fixed Output Current	Input Voltage Range	Efficiency	UL1310 Class 2
LXC75-0350SW	107-214V	350mA	90-305VAC	92.0%	No
LXC75-0450SW	83-166V	450mA	90-305VAC	92.0%	No
LXC75-0700SW	54-108V	700mA	90-305VAC	91.0%	No
LXC75-1050SW	36-72V	1050mA	90-305VAC	90.0%	No
LXC75-1400SW	27-54V	1400mA	90-305VAC	90.0%	Yes
LXC75-2100SW	18-36V	2100mA	90-305VAC	89.0%	Yes
LXC75-2800SW	13-27V	2800mA	90-305VAC	89.0%	No
LXC75-3750SW	10-20V	3750mA	90-305VAC	88.0%	Yes
LXC75-5000SW	7-15V	5000mA	90-305VAC	88.0%	Yes

Model Number	Output Voltage Range	Fixed Output Current	Input Voltage Range	Efficiency	UL1310 Class 2
LXC85-0350SW	122-243V	350mA	90-305VAC	91.0%	No
LXC85-0450SW	95-189V	450mA	90-305VAC	91.0%	No
LXC85-0700SW	61-121V	700mA	90-305VAC	90.0%	No
LXC85-1050SW	41-81V	1050mA	90-305VAC	90.0%	No
LXC85-1400SW	31-61V	1400mA	90-305VAC	90.0%	No
LXC85-1750SW	25-49V	1750mA	90-305VAC	90.0%	Yes
LXC85-2000SW	22-43V	2000mA	90-305VAC	90.0%	Yes
LXC85-2450SW	18-35V	2450mA	90-305VAC	89.0%	Yes
LXC85-2800SW	16-30V	2800mA	90-305VAC	89.0%	Yes



LXC96 96W Constant Current



174 x 67.5 x 37mm
50K hour lifetime
Temp range -35 to 70°C
Up to 92% efficient

Model Number	Output Voltage Range	Fixed Output Current	Input Voltage Range	Efficiency	UL1310 Class 2
LXC96-0350SW	137-274V	350mA	90-305VAC	92.0%	No
LXC96-0450SW	106-213V	450mA	90-305VAC	92.0%	No
LXC96-0700SW	68-137V	700mA	90-305VAC	91.0%	No
LXC96-1050SW	46-92V	1050mA	90-305VAC	91.0%	No
LXC96-1400SW	35-69V	1400mA	90-305VAC	90.0%	No
LXC96-1750SW	27-54V	1750mA	90-305VAC	90.0%	Yes
LXC96-2100SW	22-45V	2100mA	90-305VAC	89.0%	Yes
LXC96-2450SW	19-39V	2450mA	90-305VAC	89.0%	Yes
LXC96-2800SW	17-34V	2800mA	90-305VAC	89.0%	Yes
LXC96-3150SW	15-30V	3150mA	90-305VAC	88.0%	Yes
LXC96-3570SW	13-27V	3570mA	90-305VAC	88.0%	Yes
LXC96-4000SW	12-24V	4000mA	90-305VAC	88.0%	Yes

LXC100 100W Constant Current



194 x 67.5 x 37mm
125K hour lifetime
Temp range -35 to 70°C
Up to 91% efficient

Model Number	Output Voltage Range	Fixed Output Current	Input Voltage Range	Efficiency	UL1310 Class 2
LXC100-0350SW	172-286V	350mA	90-305VAC	91.0%	No
LXC100-0450SW	132-222V	450mA	90-305VAC	91.0%	No
LXC100-0700SW	86-143V	700mA	90-305VAC	90.5%	No
LXC100-1050SW	57-95V	1050mA	90-305VAC	90.5%	No
LXC100-1400SW	43-71V	1400mA	90-305VAC	90.5%	No
LXC100-1750SW	34-57V	1750mA	90-305VAC	90.5%	No
LXC100-2100SW	29-48V	2100mA	90-305VAC	90.5%	No
LXC100-2450SW	25-41V	2450mA	90-305VAC	90.5%	No
LXC100-2800SW	22-36V	2800mA	90-305VAC	90.0%	No
LXC100-3150SW	19-32V	3150mA	90-305VAC	90.0%	No
LXC100-3570SW	17-28V	3570mA	90-305VAC	90.0%	No
LXC100-4200SW	14-24V	4200mA	90-305VAC	90.0%	No

LXC120 120W Constant Current



194 x 67.5 x 37mm
122K hour lifetime
Temp range -35 to 70°C
Up to 91% efficient

Model Number	Output Voltage Range	Fixed Output Current	Input Voltage Range	Efficiency	UL1310 Class 2
LXC120-0350SW	206-343V	350mA	90-305VAC	91.0%	No
LXC120-0450SW	160-266V	450mA	90-305VAC	91.0%	No
LXC120-0700SW	103-171V	700mA	90-305VAC	91.0%	No
LXC120-1050SW	68-114V	1050mA	90-305VAC	90.5%	No
LXC120-1400SW	52-86V	1400mA	90-305VAC	90.5%	No
LXC120-1750SW	41-68V	1750mA	90-305VAC	90.5%	No
LXC120-2100SW	34-57V	2100mA	90-305VAC	90.5%	No
LXC120-2450SW	29-49V	2450mA	90-305VAC	90.5%	No
LXC120-2800SW	26-43V	2800mA	90-305VAC	90.5%	No
LXC120-3150SW	23-38V	3500mA	90-305VAC	90.0%	No
LXC120-3500SW	20-34V	3500mA	90-305VAC	90.0%	No
LXC120-4200SW	17-28V	4200mA	90-305VAC	90.0%	No
LXC120-4900SW	14-24V	4900mA	90-305VAC	90.0%	No



LXC150 150W Constant Current



238 x 79.5 x 46mm
100K hour lifetime
Temp range -35 to 70°C
Up to 92% efficient

Model Number	Output Voltage Range	Fixed Output Current	Input Voltage Range	Efficiency	UL1310 Class 2
LXC150-0350SW	256-428V	350mA	90-305VAC	92.0%	No
LXC150-0450SW	200-333V	450mA	90-305VAC	92.0%	No
LXC150-0700SW	128-214V	700mA	90-305VAC	92.0%	No
LXC150-1050SW	85-142V	1050mA	90-305VAC	92.0%	No
LXC150-1400SW	64-107V	1400mA	90-305VAC	91.0%	No
LXC150-1750SW	51-85V	1750mA	90-305VAC	91.0%	No
LXC150-2100SW	42-71V	2100mA	90-305VAC	91.0%	No
LXC150-2450SW	36-61V	2450mA	90-305VAC	91.0%	No
LXC150-2800SW	31-53V	2800mA	90-305VAC	91.0%	No
LXC150-3150SW	28-47V	3150mA	90-305VAC	91.0%	No
LXC150-3500SW	25-42V	3500mA	90-305VAC	91.0%	No
LXC150-4200SW	21-35V	4200mA	90-305VAC	90.0%	No
LXC150-4900SW	18-30V	4900mA	90-305VAC	90.0%	No
LXC150-5950SW	15-25V	5950mA	90-305VAC	90.0%	No

LXC200 200W Constant Current



238 x 79.5 x 46mm
60K hour lifetime
Temp range -35 to 70°C
Up to 92% efficient

Model Number	Output Voltage Range	Fixed Output Current	Input Voltage Range	Efficiency	UL1310 Class 2
LXC200-0450SW	267-445V	450mA	90-305VAC	92.0%	No
LXC200-0700SW	171-285V	700mA	90-305VAC	92.0%	No
LXC200-1050SW	114-190V	1050mA	90-305VAC	92.0%	No
LXC200-1400SW	85-142V	1400mA	90-305VAC	92.0%	No
LXC200-1750SW	68-114V	1750mA	90-305VAC	91.0%	No
LXC200-2100SW	57-95V	2100mA	90-305VAC	91.0%	No
LXC200-2450SW	48-81V	2450mA	90-305VAC	91.0%	No
LXC200-2800SW	42-71V	2800mA	90-305VAC	91.0%	No
LXC200-3150SW	38-63V	3150mA	90-305VAC	91.0%	No
LXC200-3500SW	34-57V	3500mA	90-305VAC	91.0%	No
LXC200-4200SW	28-47V	4200mA	90-305VAC	91.0%	No
LXC200-4900SW	24-40V	4900mA	90-305VAC	91.0%	No
LXC200-5600SW	21-35V	5600mA	90-305VAC	90.0%	No
LXC200-6300SW	19-32V	6300mA	90-305VAC	91.0%	No
LXC200-8330SW	14-24V	8330mA	90-305VAC	90.0%	No



Features

- Universal Input: 90-305VAC
- Constant Voltage Outputs
- High Efficiency
- IP67 rated Waterproof
- UL1310 Class 2 models
- 4kV Surge Protection
- EN61000-3-2 Class C
- UL8750, EN61347-2-13 approved
- EN61000-4-2,-4,-5,-6, -8, 11
- Protection
Short circuit, Over voltage, Over current, Over temp

LXV35 35W Constant Voltage



172 x 42.5 x 34.5mm
87K hour lifetime
Temp range -35 to 55°C
Up to 86% efficient

Model Number	Fixed Output Voltage	Output Current Range	Input Voltage Range	Efficiency	UL1310 Class 2
LXV35-012SW	12V	0-2.90A	90-305VAC	82.0%	Yes
LXV35-018SW	18V	0-1.90A	90-305VAC	83.0%	Yes
LXV35-024SW	24V	0-1.46A	90-305VAC	85.0%	Yes
LXV35-036SW	36V	0-0.97A	90-305VAC	86.0%	Yes
LXV35-048SW	48V	0-0.73A	90-305VAC	86.0%	Yes

LXV50 50W Constant Voltage



172 x 42.5 x 34.5mm
66K hour lifetime
Temp range -35 to 55°C
Up to 87% efficient

Model Number	Fixed Output Voltage	Output Current Range	Input Voltage Range	Efficiency	UL1310 Class 2
LXV50-012SW	12V	0-4.20A	90-305VAC	82.0%	Yes
LXV50-018SW	18V	0-2.78A	90-305VAC	84.0%	Yes
LXV50-024SW	24V	0-2.10A	90-305VAC	84.0%	Yes
LXV50-036SW	36V	0-1.40A	90-305VAC	86.0%	Yes
LXV50-048SW	48V	0-1.05A	90-305VAC	87.0%	Yes

LXV75 75W Constant Voltage



184 x 67.5 x 37mm
83K hour lifetime
Temp range -35 to 70°C
Up to 93% efficient

Model Number	Fixed Output Voltage	Output Current Range	Input Voltage Range	Efficiency	UL1310 Class 2
LXV75-012SW	12V	0-6.25A	90-305VAC	90.0%	No
LXV75-024SW	24V	0-3.13A	90-305VAC	90.0%	No
LXV75-036SW	36V	0-2.08A	90-305VAC	92.0%	No
LXV75-042SW	42V	0-1.79A	90-305VAC	93.0%	No
LXV75-048SW	48V	0-1.56A	90-305VAC	92.0%	No
LXV75-054SW	54V	0-1.39A	90-305VAC	92.0%	No
LXV75-081SW	81V	0-0.93A	90-305VAC	92.0%	No
LXV75-105SW	105V	0-0.71A	90-305VAC	92.0%	No

90-264VAC models available. SW suffix for 90-305VAC input. S suffix for 90-264VAC input.



LXV Series

Constant Voltage LED Power Supplies

35W-300W

LXV76 76W Constant Voltage



150 x 67.5 x 37mm
65K hour lifetime
Temp range -35 to 70°C
Up to 91% efficient

Model Number	Fixed Output Voltage	Output Current Range	Input Voltage Range	Efficiency	UL1310 Class 2
LXV76-012SW	12V	0-5.00A	90-305VAC	87.0%	Yes
LXV76-024SW	24V	0-3.17A	90-305VAC	88.0%	Yes
LXV76-036SW	36V	0-2.11A	90-305VAC	89.0%	Yes
LXV76-042SW	42V	0-1.81A	90-305VAC	89.0%	Yes
LXV76-048SW	48V	0-1.58A	90-305VAC	90.0%	Yes
LXV76-054SW	54V	0-1.41A	90-305VAC	91.0%	Yes

LXV96 96W Constant Voltage



174 x 67.5 x 37mm
50K hour lifetime
Temp range -35 to 70°C
Up to 90% efficient

Model Number	Fixed Output Voltage	Output Current Range	Input Voltage Range	Efficiency	UL1310 Class 2
LXV96-024SW	24V	0-4.00A	90-305VAC	88.0%	Yes
LXV96-036SW	36V	0-2.66A	90-305VAC	89.0%	Yes
LXV96-048SW	48V	0-2.00A	90-305VAC	89.0%	Yes
LXV96-054SW	54V	0-1.77A	90-305VAC	90.0%	Yes

LXV100 100W Constant Voltage



184 x 67.5 x 37mm
96K hour lifetime
Temp range -35 to 70°C
Up to 93% efficient

Model Number	Fixed Output Voltage	Output Current Range	Input Voltage Range	Efficiency	UL1310 Class 2
LXV100-012SW	12V	0-8.33A	90-305VAC	91.0%	No
LXV100-024SW	24V	0-4.05A	90-305VAC	93.0%	No
LXV100-036SW	36V	0-2.75A	90-305VAC	93.0%	No
LXV100-042SW	42V	0-2.35A	90-305VAC	93.0%	No
LXV100-048SW	48V	0-1.95A	90-305VAC	92.0%	No
LXV100-054SW	54V	0-1.75A	90-305VAC	93.0%	No
LXV100-081SW	81V	0-1.23A	90-305VAC	93.0%	No
LXV100-105SW	105V	0-0.95A	90-305VAC	93.0%	No

90-264VAC models available. SW suffix for 90-305VAC input. S suffix for 90-264VAC input.

LXV150 150W Constant Voltage



199 x 67.5 x 40mm
74K hour lifetime
Temp range -35 to 70°C
Up to 94% efficient

Model Number	Fixed Output Voltage	Output Current Range	Input Voltage Range	Efficiency	UL1310 Class 2
LXV150-012SW	12V	0-12.5A	90-305VAC	92.0%	No
LXV150-024SW	24V	0-6.25A	90-305VAC	93.0%	No
LXV150-036SW	36V	0-4.17A	90-305VAC	93.0%	No
LXV150-040SW	40V	0-3.75A	90-305VAC	93.0%	No
LXV150-042SW	42V	0-3.57A	90-305VAC	94.0%	No
LXV150-048SW	48V	0-3.13A	90-305VAC	93.0%	No
LXV150-050SW	50V	0-3.00A	90-305VAC	93.0%	No
LXV150-052SW	52V	0-2.88A	90-305VAC	93.0%	No
LXV150-054SW	54V	0-2.78A	90-305VAC	93.0%	No
LXV150-056SW	56V	0-2.68A	90-305VAC	93.0%	No
LXV150-081SW	81V	0-1.85A	90-305VAC	94.0%	No
LXV150-105SW	105V	0-1.42A	90-305VAC	94.0%	No

90-264VAC models available. SW suffix for 90-305VAC input. S suffix for 90-264VAC input.



LXV Series

Constant Voltage LED Power Supplies

35W-300W

LXV200 200W Constant Voltage



199 x 67.5 x 40mm
55K hour lifetime
Temp range -35 to 70°C
Up to 93% efficient

Model Number	Fixed Output Voltage	Output Current Range	Input Voltage Range	Efficiency	UL1310 Class 2
LXV200-012S	12V	0-14.6A	90-305VAC	91.0%	No
LXV200-024S	24V	0-8.33A	90-305VAC	92.0%	No
LXV200-036S	36V	0-5.56A	90-305VAC	92.5%	No
LXV200-042S	42V	0-4.76A	90-305VAC	92.5%	No
LXV200-048S	48V	0-4.17A	90-305VAC	92.5%	No
LXV200-050S	50V	0-4.00A	90-305VAC	92.5%	No
LXV200-052S	52V	0-3.84A	90-305VAC	93.0%	No
LXV200-054S	54V	0-3.70A	90-305VAC	93.0%	No
LXV200-081S	81V	0-2.47A	90-305VAC	93.0%	No
LXV200-105S	105V	0-1.90A	90-305VAC	93.0%	No

90-264VAC models available. SW suffix for 90-305VAC input. S suffix for 90-264VAC input.

LXV250 250W Constant Voltage



224 x 88 x 33mm
186K hour lifetime
Temp range -35 to 70°C
Up to 94% efficient

Model Number	Fixed Output Voltage	Output Current Range	Input Voltage Range	Efficiency	UL1310 Class 2
LXV250-012SW	12V	0-18.33A	90-305VAC	91.5%	No
LXV250-024SW	24V	0-10.41A	90-305VAC	93.0%	No
LXV250-028SW	28V	0-8.93A	90-305VAC	93.5%	No
LXV250-036SW	36V	0-6.94A	90-305VAC	94.0%	No
LXV250-042SW	42V	0-5.95A	90-305VAC	93.5%	No
LXV250-048SW	48V	0-5.20A	90-305VAC	93.5%	No
LXV250-052SW	52V	0-4.80A	90-305VAC	93.5%	No
LXV250-054SW	54V	0-4.62A	90-305VAC	94.0%	No
LXV250-056SW	56V	0-4.46A	90-305VAC	94.0%	No
LXV250-060SW	60V	0-4.16A	90-305VAC	94.0%	No
LXV250-084SW	84V	0-2.97A	90-305VAC	94.0%	No
LXV250-105SW	105V	0-2.38A	90-305VAC	94.0%	No
LXV250-150SW	150V	0-1.66A	90-305VAC	94.0%	No

LXV300 300W Constant Voltage



223 x 98 x 44.5mm
131K hour lifetime
Temp range -35 to 70°C
Up to 94% efficient

Model Number	Fixed Output Voltage	Output Current Range	Input Voltage Range	Efficiency	UL1310 Class 2
LXV300-012SW	12V	0-22.90A	90-305VAC	91.5%	No
LXV300-024SW	24V	0-12.50A	90-305VAC	93.0%	No
LXV300-028SW	28V	0-10.71A	90-305VAC	94.0%	No
LXV300-036SW	36V	0-8.33A	90-305VAC	94.0%	No
LXV300-042SW	42V	0-7.14A	90-305VAC	93.5%	No
LXV300-048SW	48V	0-6.25A	90-305VAC	93.5%	No
LXV300-052SW	52V	0-5.76A	90-305VAC	93.5%	No
LXV300-054SW	54V	0-5.55A	90-305VAC	94.0%	No
LXV300-056SW	56V	0-5.35A	90-305VAC	94.0%	No
LXV300-060SW	60V	0-5.00A	90-305VAC	94.0%	No
LXV300-084SW	84V	0-3.57A	90-305VAC	94.0%	No
LXV300-105SW	105V	0-2.85A	90-305VAC	94.0%	No
LXV300-150SW	150V	0-2.00A	90-305VAC	94.0%	No



Features

- Universal Input: 250-528VAC
- High Efficiency
- IP67 rated Waterproof
- 4kV Surge Protection
- UL8750, EN61347-2-13 approved
- EN61000-3-2 Class C
- EN61000-4-2,-4,-5,-6, -8, 11
- Protection
Short circuit, Over voltage,
Over current, Over temp

LXC75-H 75W Constant Current



188 x 88 x 39mm
50K hour lifetime
Temp range -35 to 70°C
Up to 89% efficient

Model Number	Output Voltage Range	Fixed Output Current	Input Voltage Range	Efficiency	UL1310 Class 2
LXC75-0350SH	107-214V	350mA	250-528VAC	89.0%	No
LXC75-0400SH	83-166V	450mA	250-528VAC	89.0%	No
LXC75-0700SH	53-107V	700mA	250-528VAC	89.0%	No
LXC75-1050SH	36-71V	1050mA	250-528VAC	88.0%	No
LXC75-1400SH	26-53V	1400mA	250-528VAC	88.0%	No
LXC75-2100SH	18-36V	2100mA	250-528VAC	87.0%	No
LXC75-3150SH	12-24V	3150mA	250-528VAC	86.0%	No

LXC150-H 150W Constant Current



188 x 93.9 x 44.5mm
50K hour lifetime
Temp range -35 to 70°C
Up to 92% efficient

Model Number	Output Voltage Range	Fixed Output Current	Input Voltage Range	Efficiency	UL1310 Class 2
LXC150-0350SH	214-428V	350mA	250-528VAC	92.0%	No
LXC150-0450SH	167-333V	450mA	250-528VAC	92.0%	No
LXC150-0700SH	107-214V	700mA	250-528VAC	92.0%	No
LXC150-1050SH	71-142V	1050mA	250-528VAC	91.0%	No
LXC150-1400SH	53-107V	1400mA	250-528VAC	91.0%	No
LXC150-2100SH	36-71V	2100mA	250-528VAC	91.0%	No
LXC150-2800SH	27-54V	2800mA	250-528VAC	91.0%	No
LXC150-3500SH	21-43V	3500mA	250-528VAC	90.0%	No
LXC150-4200SH	18-36V	4200mA	250-528VAC	90.0%	No

LXV300-H 300W Constant Voltage



224 x 93.6 x 44.5mm
50K hour lifetime
Temp range -35 to 70°C
Up to 89% efficient

Model Number	Fixed Output Voltage	Output Current Range	Input Voltage Range	Efficiency	UL1310 Class 2
LXV300-024SH	24V	0-12.50A	250-528VAC	90.0%	No
LXV300-028SH	28V	0-10.71A	250-528VAC	91.0%	No
LXV300-036SH	36V	0-8.330A	250-528VAC	91.0%	No
LXV300-048SH	48V	0-6.250A	250-528VAC	91.0%	No



Applications Support

Excelsys Application Support – Local to you

At Excelsys our background is in the development and support of high efficiency, high reliability Power Supplies for applications in the Lighting, Medical, Military, and Industrial markets. We have a long history of working with Market-leading, Blue-Chip Companies, supporting thousands of different Projects and Applications, building up a wealth of both system and product knowledge. Our experienced Applications Teams are based in the US and in Europe allowing them to offer an immediate value-add service to our LED Lighting customers. Key support functions include:

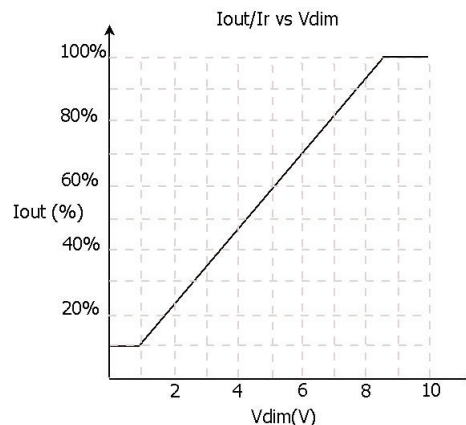
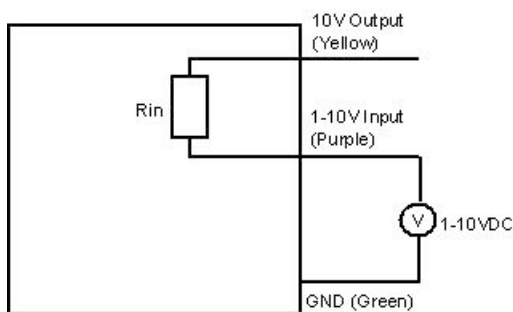
- Design consultancy support, including product recommendations, to deliver optimal system performance, and importantly reducing time-to-market
- Attention to total cost of ownership for duration of product lifetime - addressed at the design stage
- In-life product support enabling product modifications and upgrades with minimum disruption
- Pre-launch product certification support for the latest standards including; UL, CE, VDE etc
- Management of relationships with key Technical Partners including the worlds leading LED manufacturers
- Publication of white papers outlining the latest Industry, Application and Product trends specific to the evolving LED Lighting Market

Whatever your application, our dedicated team is ready to assist you in defining and implementation of the optimum LED power supply solution. For more detail please visit the Technical Support section of our website, email support@excelsys.com or simply call us at:

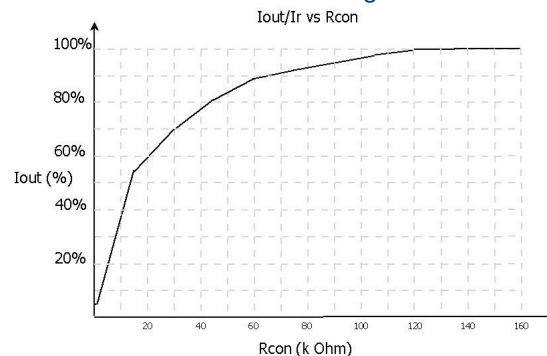
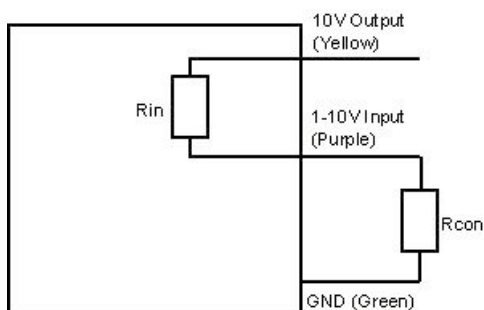
North America and Canada: +1 972 771 4544 Europe and Asia +353 21 4354716

Dimming Implementation on Excelsys LED power Supplies

The dimming function permits the current driving the LED to be adjusted over a wide range (typically 10-100%) allowing the user to control light levels accurately. This can usually be implemented using 1-10V voltage control, Potentiometer (resistor control) or by PWM. The most common implementation is voltage control dimming and an example of how this is implemented on the LXD75 is shown below. 10-100% current control is achieved by applying the appropriate dimming control voltage to the LXD75.



Similarly, below is an example of Potentiometer/resistor control for the LXD75 series allowing current control from 10-100%



Please refer to datasheets for dimming control implementation of specific families.

Contact Us
Europe/Asia

Excelsys Technologies Limited
27 Eastgate Drive
Eastgate Business Park
Little Island
Co. Cork, Ireland

Tel: + 353 21 4354716
Fax: +353 21 4354864
email: sales@excelsys.com
support@excelsys.com

Excelsys North America

Excelsys Technologies
519 Interstate 30, #309
Rockwall
TX 75087
USA

Tel: +1 972 771 4544
Fax: +1 972 421 1805
email: salesusa@excelsys.com
support@excelsys.com

www.excelsys.com

Visit our website www.excelsys.com to find distributors and representatives in your area.