

WPD 232 2X185/2X185 GN

Weidmüller Interface GmbH & Co. KG
Klingenbergstraße 26
D-32758 Detmold
Germany

www.weidmueller.com

Product image**Power feed-in**

Our wide range of W-Series terminal blocks with our WPD main line branch terminals, which are optimised to guarantee both convenience and space gains, ensures a secure and convenient connection at the power feed-in.

General ordering data

Version	W-Series, Distribution block, Rated cross-section: 185 mm ² , Terminal rail / mounting plate
Order No.	2502820000
Type	WPD 232 2X185/2X185 GN
GTIN (EAN)	4050118516647
Qty.	1 pc(s).

Creation date January 10, 2022 10:06:55 PM CET

Catalogue status 17.12.2021 / We reserve the right to make technical changes.

WPD 232 2X185/2X185 GN

Weidmüller Interface GmbH & Co. KG

Klingenbergstraße 26

D-32758 Detmold

Germany

www.weidmueller.com

Technical data

Dimensions and weights

Depth	73.5 mm	Depth (inches)	2.894 inch
Height	105 mm	Height (inches)	4.134 inch
Width	67.6 mm	Width (inches)	2.661 inch
Net weight	406 g		

Temperatures

Storage temperature	-25 °C...55 °C	Continuous operating temp., min.	-50 °C
Continuous operating temp., max.	120 °C		

Material data

Material	Wemid	Colour	green
UL 94 flammability rating	V-0		

Rating data IECEx/ATEX

Certificate No. (ATEX)	CNEX18ATEX0016U	Certificate No. (IECEX)	IECEXNEX18.0010U
Max. voltage (ATEX)	1100 V	Current (ATEX)	353 A
Wire cross section max. (ATEX)	185 mm ²	Max. voltage (IECEX)	1100 V
Current (IECEX)	353 A		

System specifications

Version	Screw connection	End cover plate required	No
Number of potentials	1	Number of levels	1
Number of clamping points per level	4	PE connection	No

Additional technical data

Installation advice	Terminal rail / mounting plate	Type of mounting	Snap-on
---------------------	--------------------------------	------------------	---------

General

Installation advice	Terminal rail / mounting plate	Number of poles	1
Standards	IEC 60947-7-1, UL 1059, CSA		

Rating data

Rated cross-section	185 mm ²	Rated voltage	1,000
Rated AC voltage	1,000 V	Rated DC voltage	1,000 V DC
Rated current	353 A	Standards	IEC 60947-7-1, UL 1059, CSA
Volume resistance according to IEC 60947-7-x	0.09 mΩ	Rated impulse withstand voltage	8 kV
Power loss in accordance with IEC 60947-7-x	11.3 W	Pollution severity	3
Surge voltage category	III		

UL rating data

Certificate No. (cURus)	E60693
-------------------------	--------

Creation date January 10, 2022 10:06:55 PM CET

Catalogue status 17.12.2021 / We reserve the right to make technical changes.

2

WPD 232 2X185/2X185 GN

Weidmüller Interface GmbH & Co. KG
 Klingenbergstraße 26
 D-32758 Detmold
 Germany

www.weidmueller.com

Technical data

Classifications

ETIM 6.0	EC000897	ETIM 7.0	EC000897
ETIM 8.0	EC000897	ECLASS 9.0	27-14-11-20
ECLASS 9.1	27-14-11-20	ECLASS 10.0	27-14-11-20
ECLASS 11.0	27-14-11-20		

Important note

Product information You will find additional information in the downloadsection of the onlinecatalogue

Approvals

Approvals



ROHS	Conform
UL File Number Search	E60693

Downloads

Approval/Certificate/Document of Conformity	CB Certificate FIMKO certificate EAC EX Certificate CCC Ex Certificate ATEX Certificate IECEX Certificate DNV Certificate CE Declaration of Conformity
Engineering Data	CAD data – STEP
Engineering Data	EPLAN
User Documentation	DATA SHEET WPD 232 StorageConditionsTerminalBlocks NTI WPD 232
Catalogues	Catalogues in PDF-format

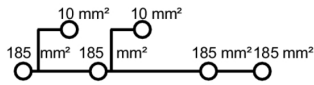
Data sheet

WPD 232 2X185/2X185 GN

Weidmüller Interface GmbH & Co. KG
Klingenbergstraße 26
D-32758 Detmold
Germany

www.weidmueller.com

Drawings



Power feed-in

Screw connection

W-Series

WPD 132 1X185/1X185 GY



Width / Height / Depth	mm
max. current / max. conductor	A/mm ²
max. clamping range	mm ²

Technical data

Rated data	
Rated voltage	V
Rated current	A
for wire cross-section	mm ²
Auxiliary connection	mm ²
Rated impulse withstand voltage / Pollution severity	
Overvoltage category / UL 94 flammability rating	
Approvals	

Clamped conductors (H05V/H07V)	
Solid / Stranded	mm ²
Auxiliary connection	mm ²
Flexible with ferrule	mm ²
Auxiliary connection	mm ²
Stripping length / Blade size	mm/-
Auxiliary connection	mm/-
Tightening torque	Nm

Note

Ordering data

Version	
	light grey
	blue
	green
	brown
	black

Note

Accessories

Protective cover	light grey
End bracket	grey
	black
Screwdriver	SET
Identification systems	

WPD 132

185 mm²



37,5 / 73,5 / 105	
353 / 185	
25...185	

IEC 60947-7-1

IEC	UL	CSA	EN 60079-7
1000	1000	1000	1100
353	310	310	353
185	AWG 4...kcmil 350	AWG 4...kcmil 350	185
6	AWG 16...8	AWG 16...8	6
8 kV / 3			
III / V-0			

Rated connection	
95...185 / 95...185	
1.5...10 / 1.5...10	
25...150	
1.5...6	
29 / M18 (SW 10)	
10 / M4 (+/- PZ2)	
see appendix at the end of the chapter	

Type	Qty.	Order No.
WPD 132 1X185/1X185 GY	1	2502750000
WPD 132 1X185/1X185 BL	1	2502760000
WPD 132 1X185/1X185 GN	1	2502770000
WPD 132 1X185/1X185 BN	1	2502780000
WPD 132 1X185/1X185 BK	1	2502790000

Type	Qty.	Order No.
WPDPC X32 GY	12	2503380000
WEW 35/2 GR 7042	100	1859200000
AEB 35 SC/1 BK	50	2475310000
SK WSD-S 1,5-10,0	1	9008850000
DEK 5/5 MC NE WS	1000	1609801044
WS 8/5 MM WS	800	2007150000

WPD 232

185 mm²



67,6 / 73,5 / 105	
353 / 185	
25...185	

IEC 60947-7-1










IEC	UL	CSA	EN 60079-7
1000	1000	1000	1100
706	310	310	353
185	AWG 4...kcmil 350	AWG 4...kcmil 350	185
6	AWG 16...8	AWG 16...8	6
8 kV / 3			
III / V-0			







Rated connection	
95...185 / 95...185	
1.5...10 / 1.5...10	
25...150	
1.5...6	
29 / M18 (SW 10)	
10 / M4 (+/- PZ2)	
see appendix at the end of the chapter	

Type	Qty.	Order No.
WPD 232 2X185/2X185 GY	1	2502800000
WPD 232 2X185/2X185 BL	1	2502810000
WPD 232 2X185/2X185 GN	1	2502820000
WPD 232 2X185/2X185 BN	1	2502830000
WPD 232 2X185/2X185 BK	1	2502840000



Type	Qty.	Order No.
WPDPC X32 GY	12	2503380000
WEW 35/2 GR 7042	100	1859200000
AEB 35 SC/1 BK	50	2475310000
SK WSD-S 1,5-10,0	1	9008850000
DEK 5/5 MC NE WS	1000	1609801044
WS 8/5 MM WS	800	2007150000



Conductor connection data according to IEC 60947-7-1 (Cu), UL 1059 (AL+Cu)

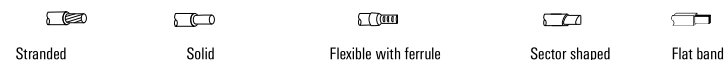
Input (x1) / Output (x1)	Copper			Aluminium	
					
185 mm ²	25 Nm	25 Nm		30,9 Nm	30,9 Nm
150 mm ²					
120 mm ²					
95 mm ²					
70 mm ²	20 Nm				
50 mm ²					
35 mm ²					
25 mm ²					
Flat band 10x15,5x0,8 mm			30,9 Nm		
max. current with 2 x 185 mm ² (acc. to IEC)	706 A			284 A	
Stripping lengths	29 mm				
Allen screw	M18 (SW 10 mm)				

Input (x1) / Output (x1)	Copper		Aluminium	
				
350 kcmil	250Lb In.	250Lb In.	398Lb In.	398Lb In.
300 kcmil				
250 kcmil				
AWG 3/0				
AWG 2/0	200Lb In.			
AWG 1/0				
AWG 2				
AWG 4				
max. current with 1 x 185 mm ² (acc. to UL)	310 A		250 A	
Stripping lengths	29 mm			
Allen screw	M18 (SW 10 mm)			

Auxiliary connection

Copper	
	
10 mm ²	1,2 Nm
6 mm ²	
4 mm ²	
2.5 mm ²	
1.5 mm ²	
max. current	57 A
Stripping lengths	10 mm
screw	M4 (+/-PZ2)

Copper	
	
AWG 8	20.3Lb In.
AWG 10	
AWG 12	
AWG 14	
AWG 16	
max. current	57 A
Stripping lengths	10 mm
screw	M4 (+/- PZ2)



Diagrams

