


# PC Mount Relays

## R25 Series



### Features

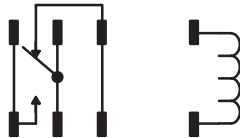
- Epoxy Sealed for Wave Soldering & Cleaning
- Upright Package Type
- Suitable for 5mm Grid Pattern
- Immersion Proof



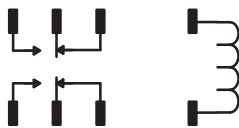
SPST-NO, 1 Form "A"



SPDT, 1 Form "C"



DPDT, 2 Form "C"



### AC OPERATED

NTE Type No.	Nom. Voltage	Contact Arr.	Coil Res. Ohms (Typ)	Nom. Power	Max. Contact Cur. @ 28VDC or 120VAC	Diag No.
R25-5A16-24	24VAC	SPDT	280	-	16A	D39a
R25-5A16-120	120VAC	SPDT	5600	-	16A	D39c
R25-11A10-24	24VAC	DPDT	280	-	10A	D39c
R25-11A10-120	120VAC	DPDT	5600	-	10A	D39a

### DC OPERATED

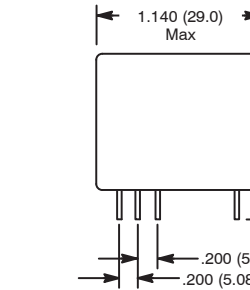
R25-1D16-5/6	5/6VDC	SPST-NO	68	500mW	16A	D39b
R25-1D16-12	12VDC	SPST-NO	270	500mW	16A	D39b
R25-1D16-24	24VDC	SPST-NO	1100	500mW	16A	D39b
R25-1D16-48	48VDC	SPST-NO	4200	500mW	16A	D39b
R25-5D16-5/6	5/6VDC	SPDT	68	500mW	16A	D39a
R25-5D16-12	12VDC	SPDT	270	500mW	16A	D39a
R25-5D16-24	24VDC	SPDT	1100	500mW	16A	D39c
R25-5D16-48	48VDC	SPDT	4200	500mW	16A	D39a
R25-11D10-5/6	5/6VDC	DPDT	68	500mW	10A	D39c
R25-11D10-12	12VDC	DPDT	270	500mW	10A	D39c
R25-11D10-24	24VDC	DPDT	1440	400mW	8A	D83b
R25-11D10-48	48VDC	DPDT	4200	500mW	10A	D39a

### ACCESSORIES

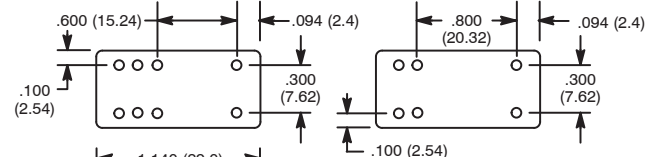
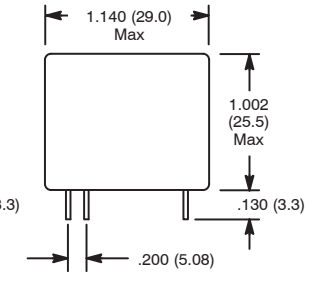
MOUNTING STYLES	DESCRIPTION	NTE TYPE NO.
PC MOUNT	8-PIN	R95-132
DIN RAIL MOUNT	8-PIN	R95-131

## 8 Amp, 10 Amp & 16 Amp PC Mountable Relays.

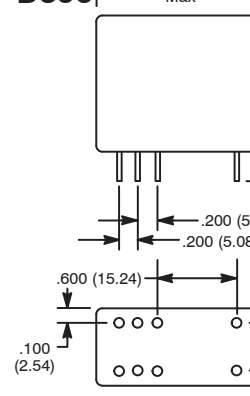
D39a



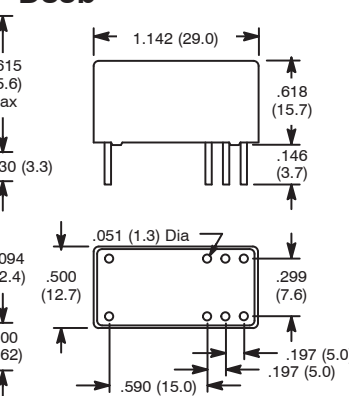
D39b



D39c



D83b



## Electrical Specifications

### Contact

**Rating Resistive Load:** 16 Amp @ 250/440 VAC, 10 Amp @ 250/440 VAC, 8 Amp @ 240VAC \*\*

**Contact Material:** Silver Alloy, AgNi \*\*

**Contact Resistance:** 100mΩ Max Initial

### Coil

**Coil Voltages:** See Chart

**Pick-up Voltage:** 80% of rated voltage

**Drop-out Voltage:** 10% of rated voltage, 15% of rated voltage \*\*

**Resistance:** See chart

**Nominal Power:** See Chart

### Operational Characteristics

**Timing Values . . . . . Operate Time:** Approx 8 mS, 20ms \*\*

**Release Time:** Approx 5 mS, 10ms \*\*

**Max Switching Rate:** 20 operations per second

### Insulation Characteristics

**Dielectric Strength**

**Contact To Coil:** 4000 VRMS, 5000 VRMS \*\*

**Across Open Contacts:** 1000 VRMS, 2500VRMS \*\*

### Environmental Characteristics

**Operating:** -40°C to +70°C

**Mechanical Life:** 30 x 10<sup>6</sup> operations min, 5,000,000 operations \*\*

### Weight

**Std:** 18 gram approx., 10 gram approx. \*\*

\*\* R25-11D10-24 ONLY