

1SNK900201R0000 ✓ ACTIVE

ENTRELEC | ENTRELEC SNK

TE Internal #: 1SNK900201R0000

Terminal Block & Strip Conducting Accessories, Test Connector, 1 Pole, Dark Gray, Product Spacing .205 in [5.2 mm], ENTRELEC SNK

[View on TE.com >](#)



Connectors > Terminal Blocks & Strips > Terminal Block & Strip Accessories > Terminal Block & Strip Conducting Accessories



Conducting Accessory Type: **Test Connector**

Number of Poles: **1**

PCB Mount Retention Type: **Plug-In**

Primary Product Color: **Dark Gray**

Product Spacing: **5.2 mm [.205 in]**

Features

Product Type Features

Conducting Accessory Type	Test Connector
---------------------------	----------------

Configuration Features

Gauge Type	A1-B1
Number of Poles	1

Electrical Characteristics

Impulse Withstanding Voltage Rating (IEC)	8000 V
Current Rating (CSA)	12 A
Short-Time Withstanding Current Rating @ 1s	180 A
Voltage Rating (IEC)	1000 V
Operating Voltage Rating (UL & CSA) (Max) - Main Circuit	600 V
Voltage Rating (CSA)	600 V
Dielectric Withstanding Voltage (Max)	2200 V
Current Rating (UL)	12 A
Current Rating (IEC)	16 A

Body Features

Plastic & Resin Material Type	Polyamide
Product Weight	5.2 g[.028 oz]
Primary Product Color	Dark Gray

Contact Features

Contact Current Rating (Max)	16 A
------------------------------	------

Mechanical Attachment

Tightening Torque	3.43 in-lbs
PCB Mount Retention Type	Plug-In

Dimensions

Main Circuit Capacity - Twin Ferrule per Screw Clamp	24 – 18 AWG
Main Circuit Capacity - 1 Flexible Conductor per Screw Clamp	.22 – 1.5 mm ²
Main Circuit Capacity - 1 Insulated Ferrule per Screw Clamp	24 – 16 AWG
Main Circuit Capacity - 1 Rigid Stranded Conductor per Screw Clamp	24 – 16 AWG
Main Circuit Capacity - 2 Rigid Stranded Conductors per Screw Clamp	.2 – .75 mm ²
Main Circuit Capacity - 2 Flexible Conductors per Screw Clamp	.22 – .75 mm ²
Tool Size	2.5 mm[.098 in]
Product Depth	71.65 mm[2.821 in]
Product Width	5.2 mm[.205 in]
Product Height	34.1 mm[1.342 in]
Product Spacing	5.2 mm[.205 in]

Usage Conditions

Installation Temperature Range	-5 – 40 °C[23 – 104 °F]
Operating Temperature Range	-55 – 110 °C[-67 – 230 °F]

Industry Standards

IP Rating	IP20
-----------	------

Product Compliance

[For compliance documentation, visit the product page on TE.com>](#)









EU RoHS Directive 2011/65/EU	Compliant
EU ELV Directive 2000/53/EC	Compliant

China RoHS 2 Directive MIIT Order No 32, 2016	No Restricted Materials Above Threshold
EU REACH Regulation (EC) No. 1907/2006	Current ECHA Candidate List: JAN 2023 (233) Candidate List Declared Against: JAN 2023 (233) Does not contain REACH SVHC
Halogen Content	Low Halogen - Br, Cl, F, I < 900 ppm per homogenous material. Also BFR/CFR/PVC Free
Solder Process Capability	Not reviewed for solder process capability

Product Compliance Disclaimer

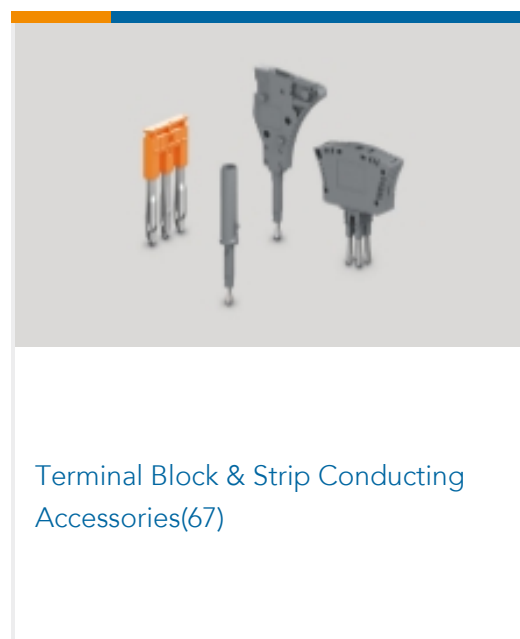
This information is provided based on reasonable inquiry of our suppliers and represents our current actual knowledge based on the information they provided. This information is subject to change. The part numbers that TE has identified as EU RoHS compliant have a maximum concentration of 0.1% by weight in homogenous materials for lead, hexavalent chromium, mercury, PBB, PBDE, DBP, BBP, DEHP, DIBP, and 0.01% for cadmium, or qualify for an exemption to these limits as defined in the Annexes of Directive 2011/65/EU (RoHS2). Finished electrical and electronic equipment products will be CE marked as required by Directive 2011/65/EU. Components may not be CE marked. Additionally, the part numbers that TE has identified as EU ELV compliant have a maximum concentration of 0.1% by weight in homogenous materials for lead, hexavalent chromium, and mercury, and 0.01% for cadmium, or qualify for an exemption to these limits as defined in the Annexes of Directive 2000/53/EC (ELV). Regarding the REACH Regulation, the information TE provides on SVHC in articles for this part number is based on the latest European Chemicals Agency (ECHA) 'Guidance on requirements for substances in articles' posted at this URL: <https://echa.europa.eu/guidance-documents/guidance-on-reach>

Compatible Parts

 <p>TE Part # 1SNK140004R0000 MC512-YL</p>	 <p>TE Part # 1SNK505010R0000 ZS4</p>	 <p>TE Part # 1SNK505060R0000 ZS4-YL</p>	 <p>TE Part # 1SNK505063R0000 ZS4-PR</p>
 <p>TE Part # 1SNK505064R0000 ZS4-BR</p>	 <p>TE Part # 1SNK505065R0000 ZS4-WH</p>	 <p>TE Part # 1SNK505066R0000 ZS4-BK</p>	 <p>TE Part # 1SNK505150R0000 ZS4-PE</p>



Also in the Series | **ENTRELEC SNK**



Customers Also Bought





Documents

CAD Files

[3D PDF](#)

[3D](#)

[Customer View Model](#)

[ENG_CVM_CVM_1SNK900201R0000_A.2d_dxf.zip](#)

English

[Customer View Model](#)

[ENG_CVM_CVM_1SNK900201R0000_A.3d_igs.zip](#)

English

[Customer View Model](#)

[ENG_CVM_CVM_1SNK900201R0000_A.3d_stp.zip](#)

English

By downloading the CAD file I accept and agree to the [Terms and Conditions](#) of use.

Datasheets & Catalog Pages

[ENTRELEC Terminal Block - Master Catalog](#)

[ENTRELEC Terminal Block - Master Catalog](#)

English

[TC5-R1](#)

English

[SNK SERIES TERMINAL BLOCKS](#)

English

[ENTRELEC Terminal Blocks Catalogue \(RUS\)](#)