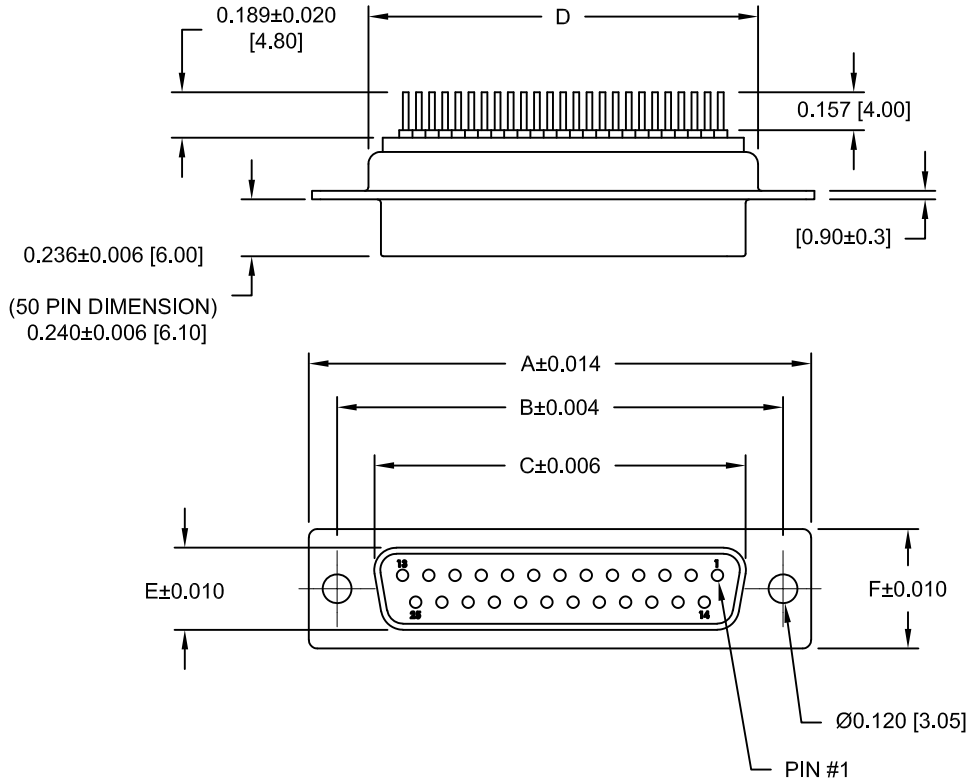


DESCRIPTION: FEMALE // DIP SOLDER // STAMPED



SPECIFICATIONS:

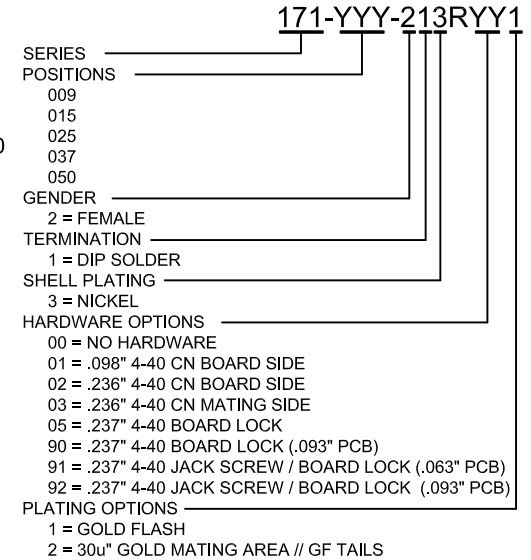
MATERIALS:

SHELL: STEEL, NICKEL PLATED
 INSULATOR: UL 94V-0 RATED PA6T
 CONTACTS: BRASS, GOLD PLATED
 RoHS COMPLIANT

ELECTRICALS:

CURRENT RATING: 5 AMPS
 CONTACT RESISTANCE: 15 mOHMS MAX
 INSULATOR RESISTANCE: 1000 MOHMS MIN
 VOLTAGE: 500V AC FOR 1 MINUTE
 TEMPERATURE: -55°C TO +125°C

DIMENSIONS (in/mm)						
POS.	A	B	C	D	E	F
9	1.213	0.984	0.642	0.756	0.311	0.496
	30.80	24.99	16.30	19.20	7.90	12.60
15	1.541	1.312	0.971	1.091	0.311	0.496
	39.15	33.32	24.65	27.70	7.90	12.60
25	2.087	1.853	1.512	1.618	0.311	0.496
	53.00	47.04	38.40	41.10	7.90	12.60
37	2.728	2.500	2.157	2.256	0.311	0.496
	69.30	63.50	54.80	57.30	7.90	12.60
50	2.638	2.406	2.055	2.169	0.429	0.602
	67.00	61.00	52.20	55.10	10.90	15.30



UNITS = inch [mm]

DO NOT SCALE FROM DRAWING



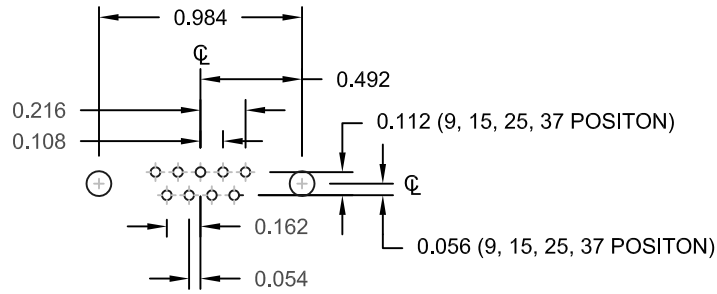
THESE DRAWINGS AND SPECIFICATIONS ARE THE PROPERTY OF NorComp AND SHALL NOT BE REPRODUCED, COPIED OR USED AS THE BASIS FOR THE MANUFACTURE OF SALE OF APPARATUS WITHOUT WRITTEN PERMISSION.

DRAWN: PAM JENKINS		DATE: 8-12-98	
SCALE: NTS	SHEET 1	OF 3	REV 16
DWG NO. 171-YYY-213RYY1			

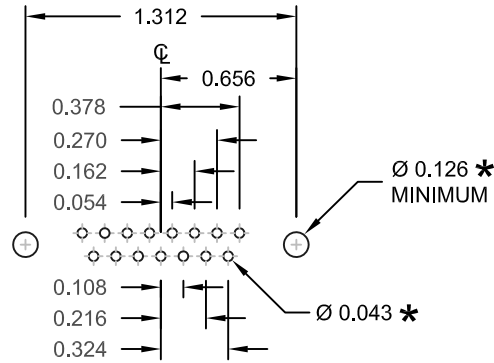
RoHS COMPLIANT

NorComp

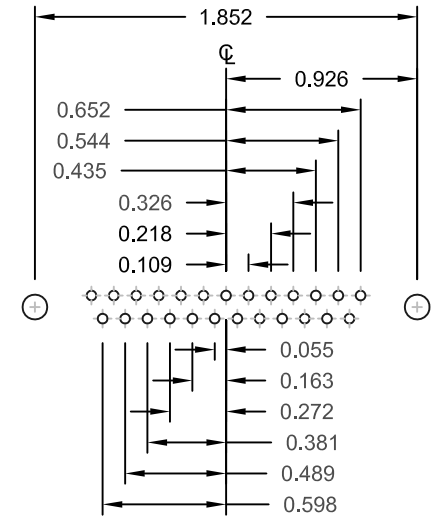
DESCRIPTION: PCB LAYOUT



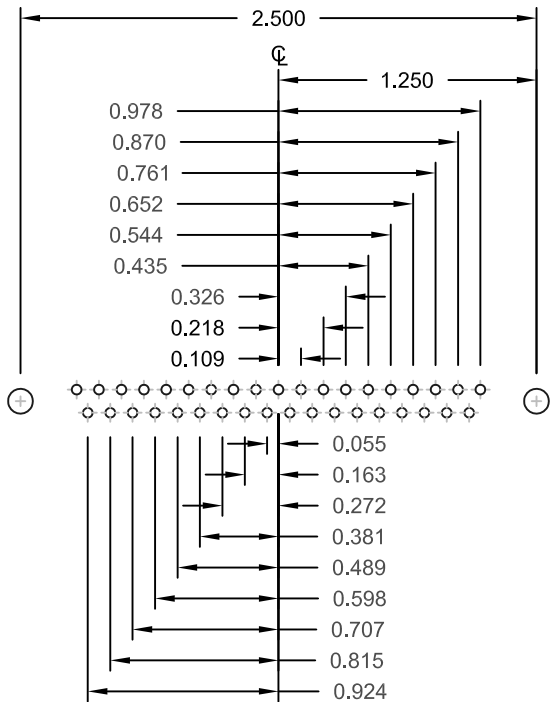
9 POSITION



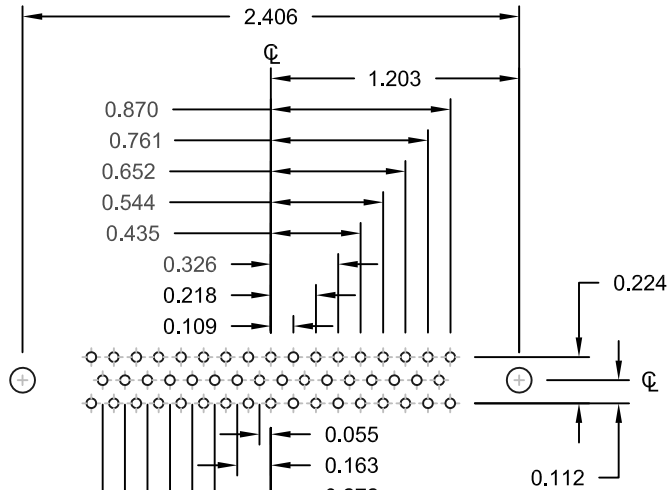
15 POSITION



25 POSITION



37 POSITION



50 POSITION

UNITS = inch

* TYP. SUGGESTED SIZE MAY NOT BE SUITABLE FOR ALL APPLICATIONS

DO NOT SCALE FROM DRAWING



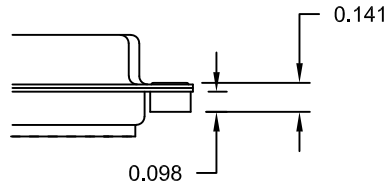
THESE DRAWINGS AND SPECIFICATIONS ARE THE PROPERTY OF NorComp AND SHALL NOT BE REPRODUCED, COPIED OR USED AS THE BASIS FOR THE MANUFACTURE OF SALE OF APPARATUS WITHOUT WRITTEN PERMISSION.

DRAWN: PAM JENKINS		DATE: 8-12-98	
SCALE: NTS	SHEET 2	OF 3	REV 16
DWG NO. 171-YYY-213RY1			

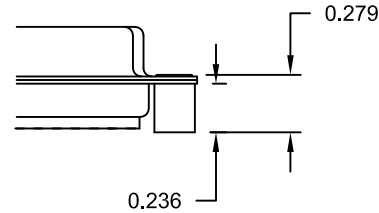
NorComp

ALL CLINCH-NUTS ARE 4-40 INTERNAL THREADS

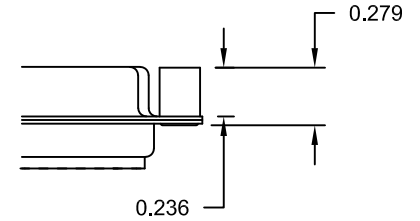
01X 0.098" (BOARD SIDE)



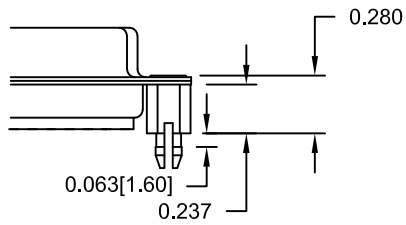
02X 0.236" (BOARD SIDE)



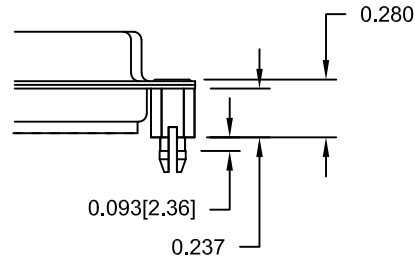
03X..... 0.236" (MATING SIDE)



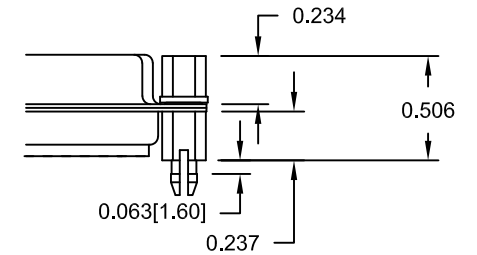
05X 0.237" (BOARD SIDE)



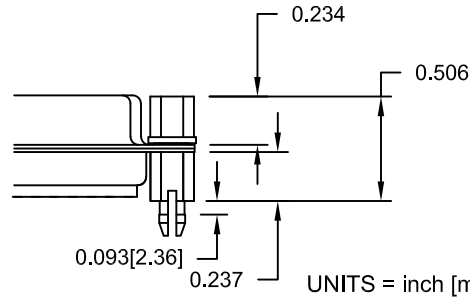
90X 0.237" (BOARD SIDE)



91X 0.237" (BOARD SIDE)



92X 0.237" (BOARD SIDE)



NOTE: 4-40 FEMALE SCREW LOCK IS REMOVABLE

TOLERANCE:
ALL DIMENSIONS ARE ± 0.010

UNITS = inch [mm]

DO NOT SCALE FROM DRAWING



THESE DRAWINGS AND SPECIFICATIONS ARE THE PROPERTY OF NorComp AND SHALL NOT BE REPRODUCED, COPIED OR USED AS THE BASIS FOR THE MANUFACTURE OF SALE OF APPARATUS WITHOUT WRITTEN PERMISSION.

DRAWN: PAM JENKINS		DATE: 8-12-98	
SCALE: NTS	SHEET 3	OF 3	REV 16
DWG NO. 171-YYY-213RY1			

RoHS COMPLIANT

NorComp