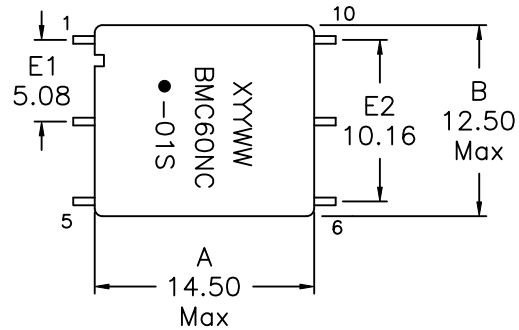
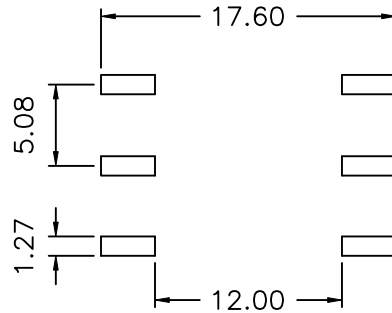
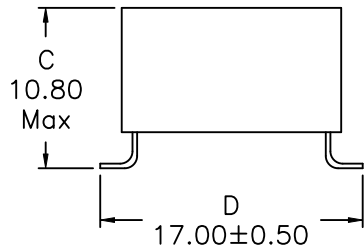


## 1. Mechanical Dimensions:



Top view

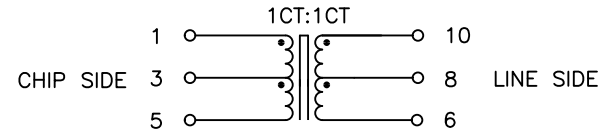


SUGGESTED FOOTPRINT

### Notes:

1. Solderability: Leads shall meet MIL-STD-202G, Method 208H for solderability.
2. Flammability: UL94V-0
3. ASTM oxygen index: > 28%
4. Insulation System: Class F 155°C. UL file E151556
5. Operating Temperature Range: -40°C to +125°C
6. Storage Temperature Range: -55°C to +125°C
7. Aqueous wash compatible
8. SMD Lead Coplanarity:  $\pm 0.004"$  (0.102mm)
9. Electrical and mechanical specifications 100% tested
10. RoHS Compliant Component
11. Recommended IR Reflow peak temp of 235C Max.

## 2. Schematic:



## 3. Electrical Specifications: @25°C

UTP Impedance: 100 OHMS

Turns Ratio: (CHIP : UTP)=1CT:1CT  $\pm 2\%$

Isolation Voltage: 6000 Vrms (CHIP to LINE)

UTP Side OCL: 350uH Minimum @100KHz, 100mV 30mADC

UTP Side Q: 5 Minimum @100KHz, 100mV

Rise Time (10-90%): 2.0ns Typical

Insertion Loss (1M-100MHz): 1.0dB Maximum

Return Loss(5-100MHz): -15dB Typical

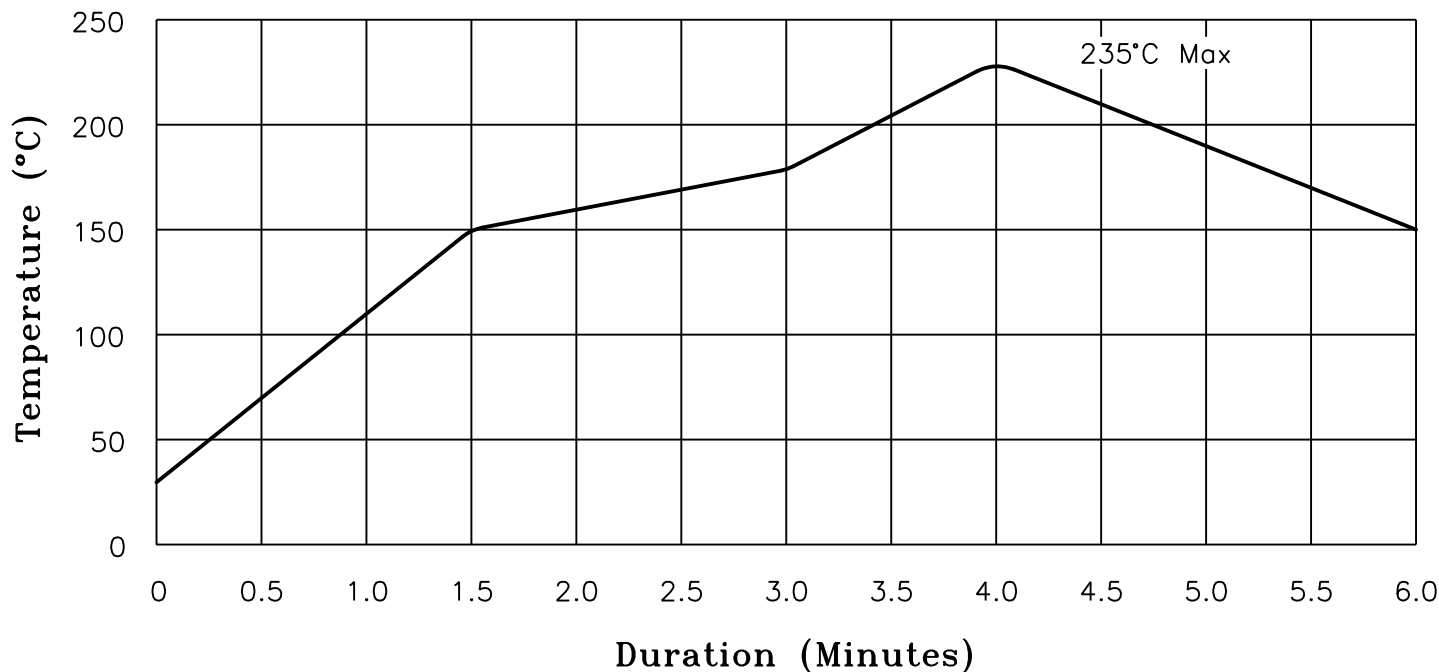
CMRR (1-100MHz): -40dB Typical

DOC. REV: A/1

<b>XFMRs Inc.</b> <a href="http://www.XFMRS.com">www.XFMRS.com</a>	Title: TRANSFORMER			
	UNLESS OTHERWISE SPECIFIED TOLERANCES:	P/N: XFBMC60NC-01S-A	REV. A	
.xx $\pm 0.25$	DWN.	Mei Chen	Aug-08-20	
Dimensions in MM	CHK.	YK Liao	Aug-08-20	
SHEET 1 OF 1	APP.	DDC	Aug-08-20	

# XFMRs

## Recommended Infrared Reflow Temperature Profile for RoHS Compliant Parts



NOTES: Maximum duration at 235+0/-5° shall be 10-15 seconds.  
 Maximum duration above 217° shall be 45-75 seconds.  
 ALL Temperatures refer to topside of the package, measured on the package body surface.  
 \*Excludes ALL RJ-45 Combo products. (See IR Reflow for Non-RoHS Compliant parts)

<b>XFMRs Inc</b> www.XFMRs.com	Title: <b>IR REFLOW CHART</b> <b>(RoHS Compliant parts)</b>			
	UNLESS OTHERWISE SPECIFIED TOLERANCES: N/A	P/N: N/A	REV. A	
	DWN.	廖玉坤	Aug-18-05	
	CHK.	李清儿	Aug-18-05	
SHEET 1 OF 1	APP.	Isaiah M	Aug-18-05	

CONCEPT

**GENERAL INFORMATION**

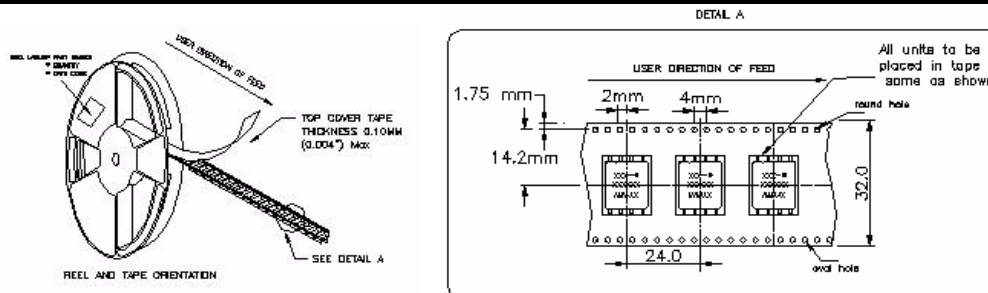
Part Numbe:	95-1209-LP-YK
Part Description:	8pin open bottom Lpin case
Weight (lbs.):	0.00506 lbs.approx
T&R Notes:	1) PROCESS IN ACCORDANCE WITH EIA-461-2 STANDARDS * TAPE LEADER DIMENSION 15.30" MIN. * TAPE TRAILER DIMENSION 6.30" MIN. 2) PARTS SHOULD BE PACKAGED IN ACCORDANCE WITH ESD GUIDELINES IN EIA-541. 3) REEL LABEL: 'A' * PART NUMBER * QUANTITY * DATE CODE

**SUPPLIER INFORMATION**

Company Name:	XFMR5
Address Line 1:	UNIT G-J, 3/F, BLK 1, GOLDEN DRAGON IND CTR
State / ZIP:	152-160 TAI LIN PAI ROAD
Country:	HONG KONG, CHINA
Program Manager:	Kitty Lai
Contact E-mail:	<a href="mailto:klai@xfmrs.com.hk">klai@xfmrs.com.hk</a>
Contact Phone:	852 2423 1689

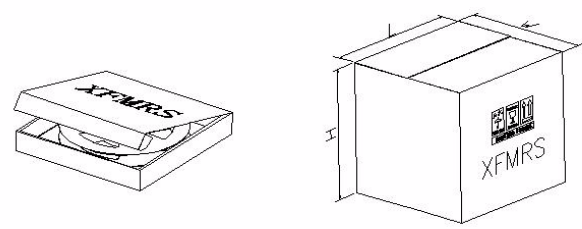
**PRIMARY PACKAGING**

Packaging Type:	PS T&R
Dimnsions(cm):	L 33.0 W 33.0 H 3.2
Weight:	1.08 lbs. approx
QPC (Parts Per Reel)	250 pcs.
Total Weight w/parts:	2.34 lbs.
Banding / Shrink / Wrap:	BOPP Wrap
Other:	N/A




**SECONDARY PACKAGING**

Packaging Type:	Paper Box
Dimnsions(cm):	L 36.5 W 36.5 H 24.0
Weight:	1.89 lbs.
Boxes per Unit Load:	1500 pcs.
Total weight w/Parts (lbs):	16.45 lbs.approx
Banding / Shrink / Wrap:	BOPP Wrap / PP Banding
Other:	N/A



**SHIPPING INFORMATION**

Packaging Type:	PE Pallet
Unit Load dims(cm):	L 120 W 100 H 113
Weight:	16.72 lbs.
Number of box Loads:	24 box.
Number of Parts:	36000 pcs.
Load weight total (lbs):	411.52 lbs.approx
Banding / Shrink / Wrap:	PE Shrink



**PACKAGING APPROVAL**

Internal Document  
 Manufacture / Q.A ./ Process Instructions

Drafted	Checked	Approved	Rev	Date
Kong	Liao		A/1	Aug-07-20