

ADSP-H5x1/H5x3

0.52" Single Digit PCB Based LED Display



Datasheet

Description

This is 0.52" height single digit display. It utilizes AllnGaP Red, Orange, Yellow, Green and Deep Red chips. This device is halogenated.

All devices are categorized for luminous intensity. The orange, yellow and green devices are categorized for color. Use of similar device categories will yield a uniform display.

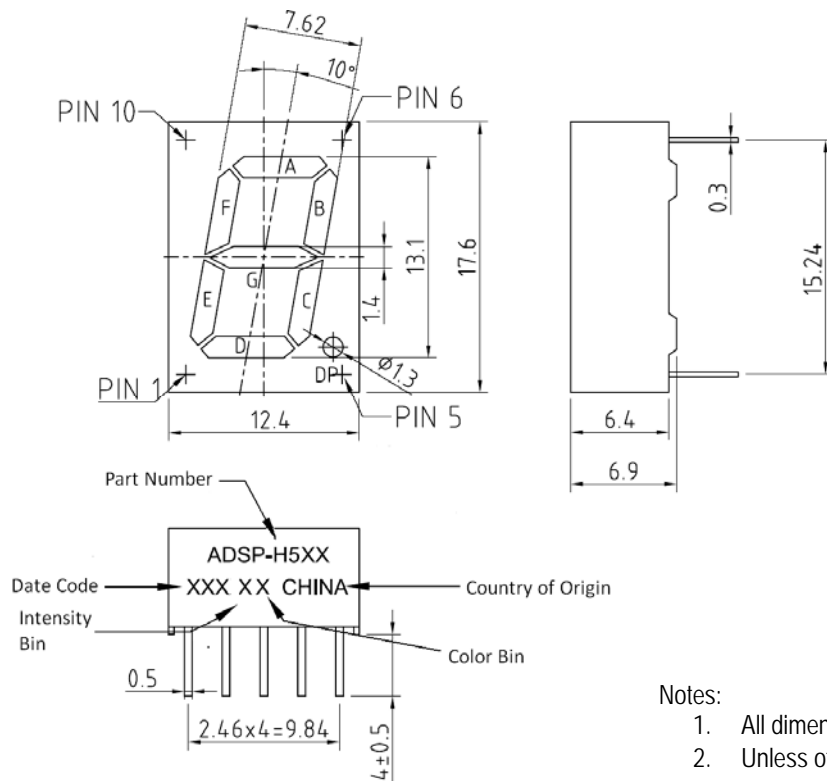
Features

- High reliability
- Excellent characters appearance
- Available in CA and CC
- RoHS Compliant
- Gray top surface with white diffused segments.

Ordering Information

Red	Green	Yellow	Orange	Deep Red	Description
ADSP-H5E1	ADSP-H5G1	ADSP-H5Y1	ADSP-H5L1	ADSP-H5A1	Common Anode, Right Hand Decimal
ADSP-H5E3	ADSP-H5G3	ADSP-H5Y3	ADSP-H5L3	ADSP-H5A3	Common Cathode, Right Hand Decimal

Package Dimensions

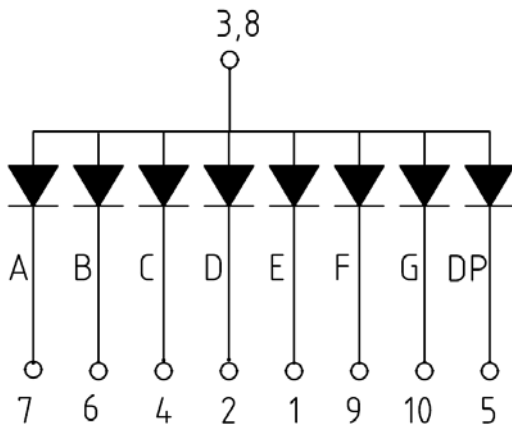


Notes:

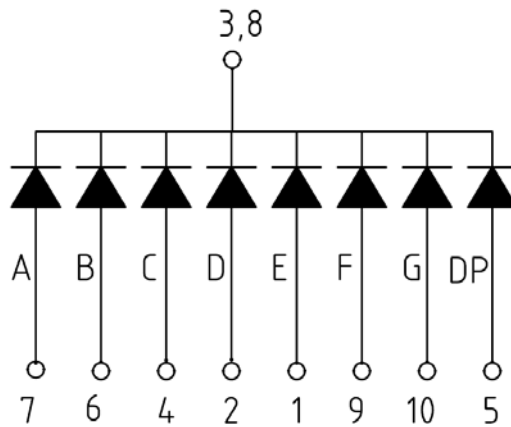
1. All dimensions are in millimeter.
2. Unless otherwise stated, the tolerance is ± 0.25 mm.

For product information and a complete list of distributors, please go to our web site: www.avagotech.com

Circuit Diagram



Common Anode



Common Cathode

Absolute Maximum Ratings at $T_A = 25^\circ\text{C}$

Parameter	Symbol	Red/Yellow/ Orange/ Green/ Deep Red	Units
Power Dissipation per segment or Dot Point (DP)	P_D	52	mW
Continuous Forward Current per segment	I_F	20	mA
Peak Forward Current per segment (1/10 Duty Cycle, 0.1m sec pulse width)		100	mA
Derating Linearly from 25°C per segment		0.21	mA/ $^\circ\text{C}$
Reverse Voltage per segment or DP	V_R	5	V
Operating Temperature	T_O	-40 to 85	$^\circ\text{C}$
Storage Temperature	T_S	-40 to 85	$^\circ\text{C}$
Wave solder Condition 1.6mm below body		260 $^\circ\text{C}$ peak for 3 secs max	

For product information and a complete list of distributors, please go to our web site: www.avagotech.com

Avago, Avago Technologies, and the A logo are trademarks of Avago Technologies, Pte. in the United States and other countries. Data subject to change. Copyright © 2005 Avago Technologies Pte. All rights reserved. Obsoletes Pub No. Pub Number - Date (10/10/2012)

Electrical / Optical Characteristic at $T_A = 25^\circ\text{C}$ **Red**

Parameter	Symbol	Min	Typ	Max	Units	Test Conditions
Average Luminous Intensity (Digit Average)	I_V	–	40	–	mcd	$I_F = 10\text{mA}$
Peak Wavelength	λ_p	–	634	–	nm	$I_F = 20\text{mA}$
Dominant Wavelength	λ_d	–	625	–	nm	$I_F = 20\text{mA}$
Forward Voltage per segment / DP	V_F	–	2.0	2.6	V	$I_F = 20\text{mA}$
Reverse Current per segment / DP	I_R	–	–	100	μA	$V_R = 5\text{V}$
Luminous Intensity Matching Ratio (Segment to Segment)	I_{V-M}		2:1			$I_F = 10\text{mA}$

Green

Parameter	Symbol	Min	Typ	Max	Units	Test Conditions
Average Luminous Intensity (Digit Average)	I_V	–	15	–	mcd	$I_F = 10\text{mA}$
Peak Wavelength	λ_p	–	570	–	nm	$I_F = 20\text{mA}$
Dominant Wavelength	λ_d	–	571	–	nm	$I_F = 20\text{mA}$
Forward Voltage per segment / DP	V_F	–	2.0	2.6	V	$I_F = 20\text{mA}$
Reverse Current per segment / DP	I_R	–	–	100	μA	$V_R = 5\text{V}$
Luminous Intensity Matching Ratio (Segment to Segment)	I_{V-M}		2:1			$I_F = 10\text{mA}$

Yellow

Parameter	Symbol	Min	Typ	Max	Units	Test Conditions
Average Luminous Intensity (Digit Average)	I_V	–	33	–	mcd	$I_F = 10\text{mA}$
Peak Wavelength	λ_p	–	592	–	nm	$I_F = 20\text{mA}$
Dominant Wavelength	λ_d	–	587	–	nm	$I_F = 20\text{mA}$
Forward Voltage per segment / DP	V_F	–	2.0	2.6	V	$I_F = 20\text{mA}$
Reverse Current per segment / DP	I_R	–	–	100	μA	$V_R = 5\text{V}$
Luminous Intensity Matching Ratio (Segment to Segment)	I_{V-M}		2:1			$I_F = 10\text{mA}$

For product information and a complete list of distributors, please go to our web site: www.avagotech.com

Orange

Parameter	Symbol	Min	Typ	Max	Units	Test Conditions
Average Luminous Intensity (Digit Average)	I_V	–	40	–	mcd	$I_F = 10\text{mA}$
Peak Wavelength	λ_P	–	610	–	nm	$I_F = 20\text{mA}$
Dominant Wavelength	λ_D	–	605	–	nm	$I_F = 20\text{mA}$
Forward Voltage per segment / DP	V_F	–	2.0	2.6	V	$I_F = 20\text{mA}$
Reverse Current per segment / DP	I_R	–	–	100	μA	$V_R = 5\text{V}$
Luminous Intensity Matching Ratio (Segment to Segment)	I_{V-M}		2:1			$I_F = 10\text{mA}$

Deep Red

Parameter	Symbol	Min	Typ	Max	Units	Test Conditions
Average Luminous Intensity (Digit Average)	I_V	–	35	–	mcd	$I_F = 10\text{mA}$
Peak Wavelength	λ_P	–	644	–	nm	$I_F = 20\text{mA}$
Dominant Wavelength	λ_D	–	635	–	nm	$I_F = 20\text{mA}$
Forward Voltage per segment / DP	V_F	–	2.0	2.6	V	$I_F = 20\text{mA}$
Reverse Current per segment / DP	I_R	–	–	100	μA	$V_R = 5\text{V}$
Luminous Intensity Matching Ratio (Segment to Segment)	I_{V-M}		2:1			$I_F = 10\text{mA}$

For product information and a complete list of distributors, please go to our web site: www.avagotech.com

Avago, Avago Technologies, and the A logo are trademarks of Avago Technologies, Pte. in the United States and other countries. Data subject to change. Copyright © 2005 Avago Technologies Pte. All rights reserved. Obsoletes Pub No. Pub Number - Date (10/10/2012)

Red

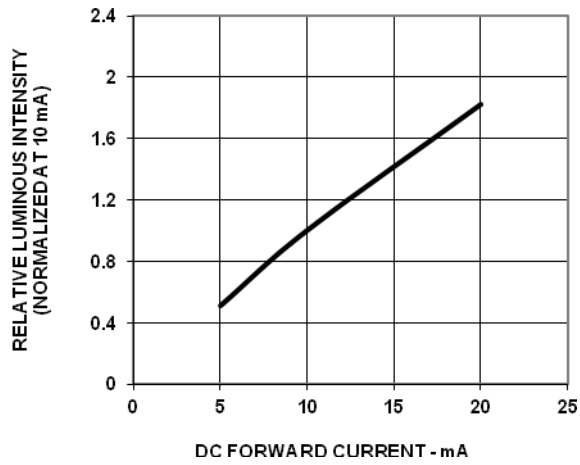


Fig 1: Relative Luminous Intensity Vs Forward Current

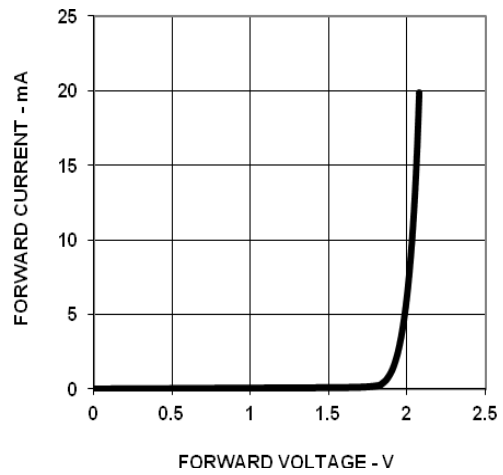


Fig 2: Forward Voltage Vs Current

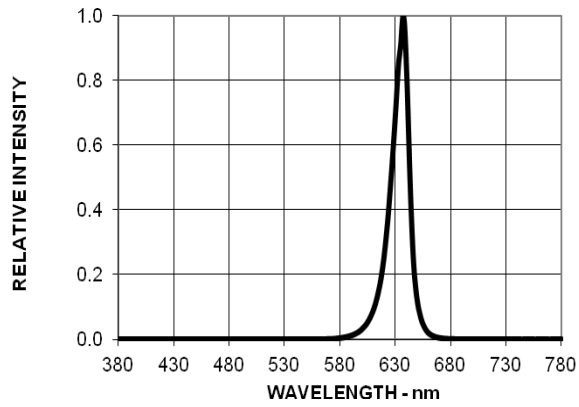


Fig 3: Relative Luminous Intensity Vs Wavelength

For product information and a complete list of distributors, please go to our web site: www.avagotech.com

Avago, Avago Technologies, and the A logo are trademarks of Avago Technologies, Pte. in the United States and other countries. Data subject to change. Copyright © 2005 Avago Technologies Pte. All rights reserved. Obsoletes Pub No. Pub Number - Date (10/10/2012)

AVAGO
TECHNOLOGIES

Green

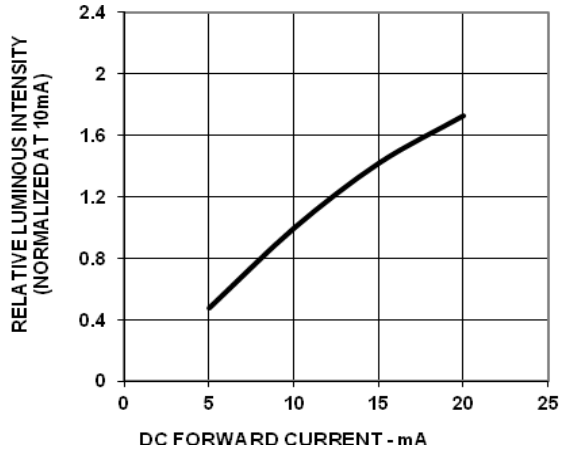


Fig 1: Relative Luminous Intensity Vs Forward Current

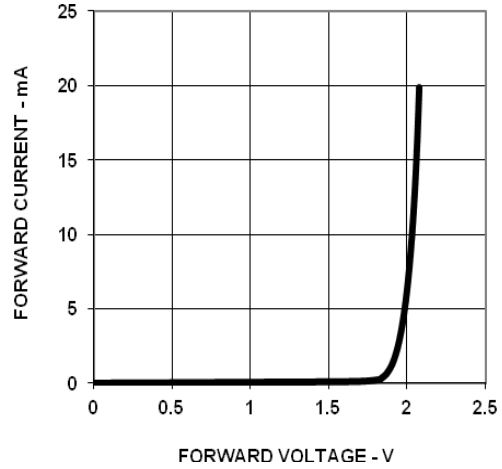


Fig 2: Forward Voltage Vs Current

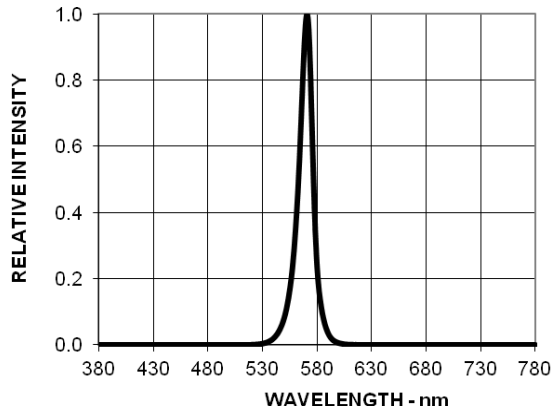


Fig 3: Relative Luminous Intensity Vs Wavelength

For product information and a complete list of distributors, please go to our web site: www.avagotech.com

Avago, Avago Technologies, and the A logo are trademarks of Avago Technologies, Pte. in the United States and other countries. Data subject to change. Copyright © 2005 Avago Technologies Pte. All rights reserved. Obsoletes Pub No. Pub Number - Date (10/10/2012)

AVAGO
TECHNOLOGIES

Yellow

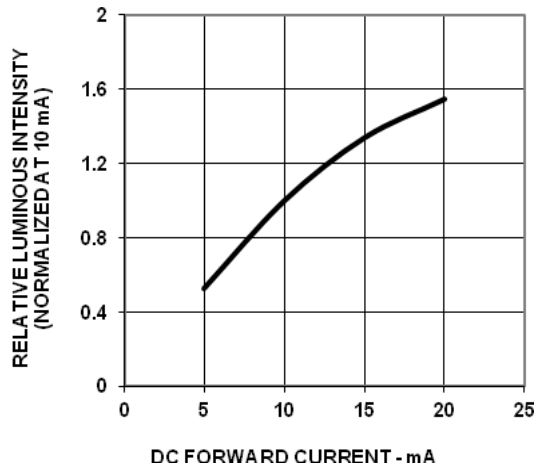


Fig 1: Relative Luminous Intensity Vs Forward Current

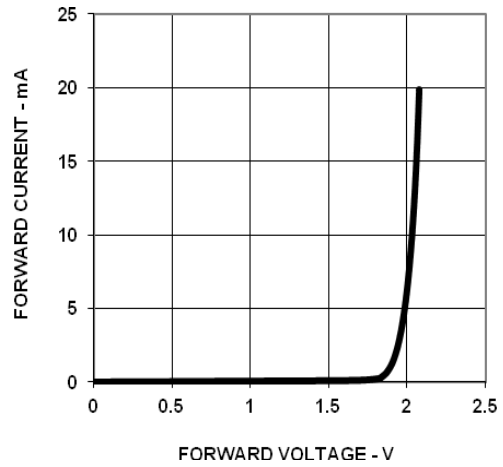


Fig 2: Forward Voltage Vs Current

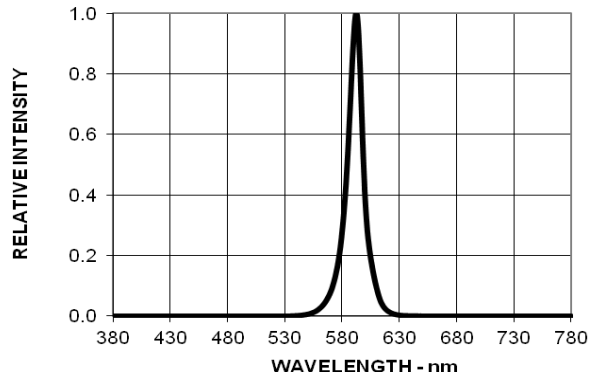


Fig 3: Relative Luminous Intensity Vs Wavelength

For product information and a complete list of distributors, please go to our web site: www.avagotech.com

Avago, Avago Technologies, and the A logo are trademarks of Avago Technologies, Pte. in the United States and other countries. Data subject to change. Copyright © 2005 Avago Technologies Pte. All rights reserved. Obsoletes Pub No. Pub Number - Date (10/10/2012)

AVAGO
TECHNOLOGIES

Orange

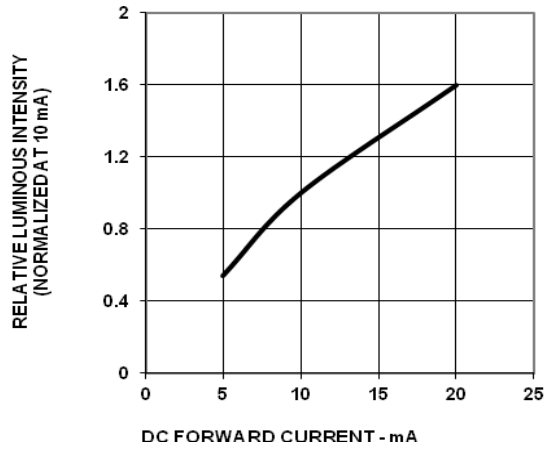


Fig 1: Relative Luminous Intensity Vs Forward Current

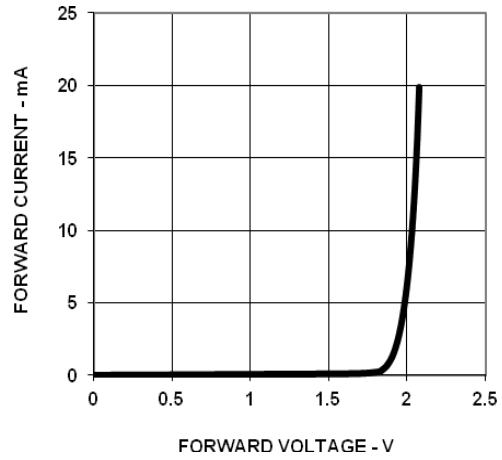


Fig 2: Forward Voltage Vs Current

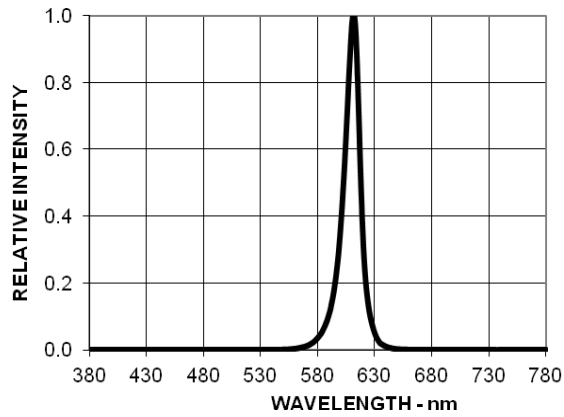


Fig 3: Relative Luminous Intensity Vs Wavelength

For product information and a complete list of distributors, please go to our web site: www.avagotech.com

Avago, Avago Technologies, and the A logo are trademarks of Avago Technologies, Pte. in the United States and other countries. Data subject to change. Copyright © 2005 Avago Technologies Pte. All rights reserved. Obsoletes Pub No. Pub Number - Date (10/10/2012)

AVAGO
TECHNOLOGIES

Deep Red

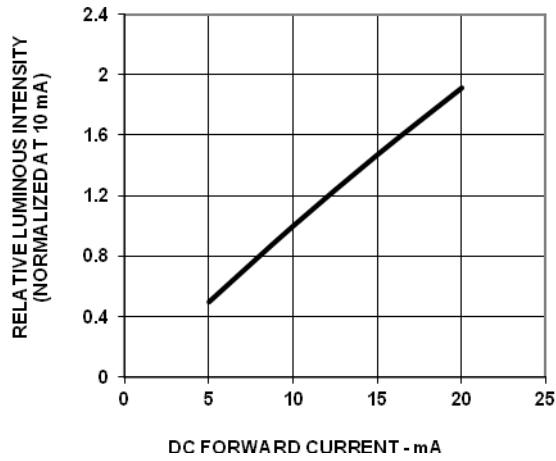


Fig 1: Relative Luminous Intensity Vs Forward Current

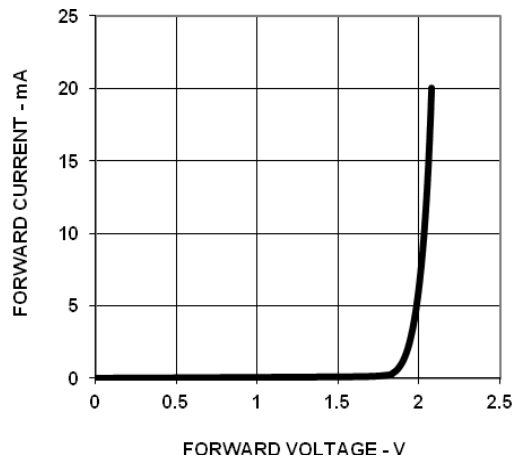


Fig 2: Forward Voltage Vs Current

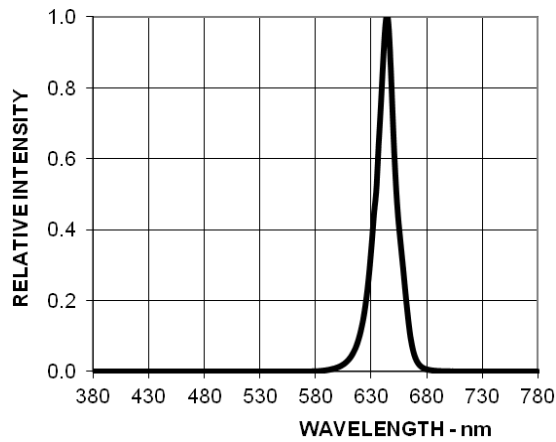


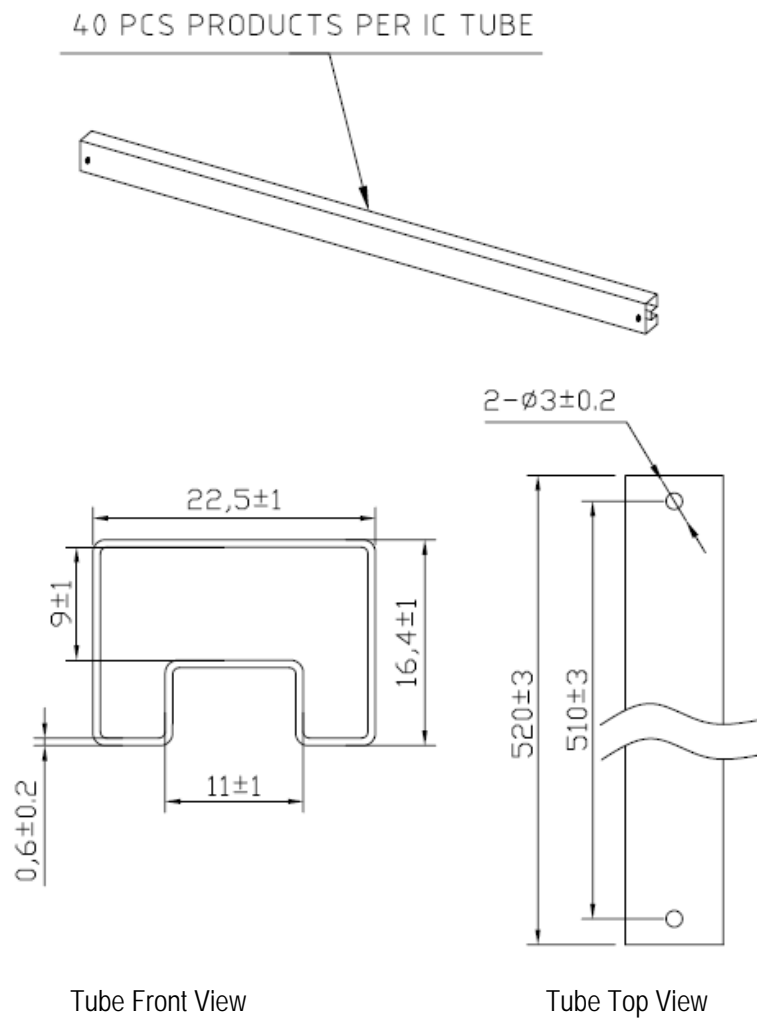
Fig3 : Relative Luminous Intensity Vs Wavelength

For product information and a complete list of distributors, please go to our web site: www.avagotech.com

Avago, Avago Technologies, and the A logo are trademarks of Avago Technologies, Pte. in the United States and other countries. Data subject to change. Copyright © 2005 Avago Technologies Pte. All rights reserved. Obsoletes Pub No. Pub Number - Date (10/10/2012)

AVAGO
TECHNOLOGIES

Packing Tube Specifications:



Reference

For further information on soldering LEDs, please refer to Avago Technologies Application Note 1027.

For product information and a complete list of distributors, please go to our web site: www.avagotech.com

Avago, Avago Technologies, and the A logo are trademarks of Avago Technologies, Pte. in the United States and other countries. Data subject to change. Copyright © 2005 Avago Technologies Pte. All rights reserved. Obsoletes Pub No. Pub Number - Date (10/10/2012)

AVAGO
TECHNOLOGIES