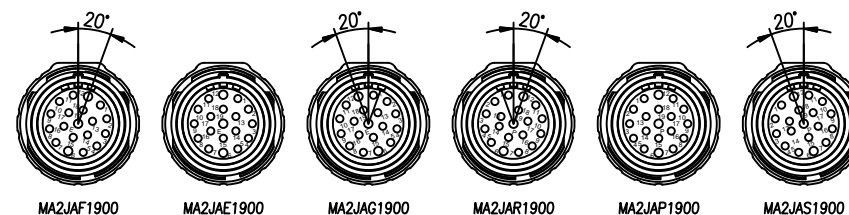
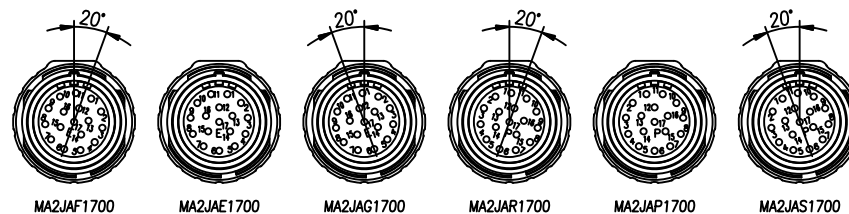
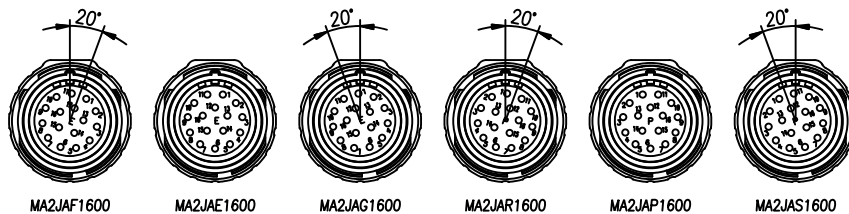
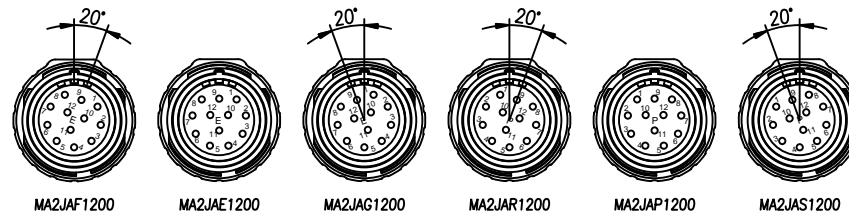
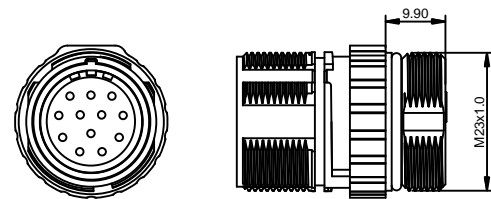

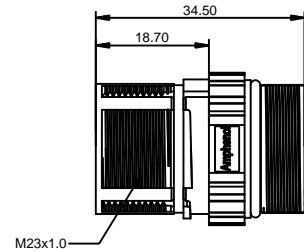


REVISIONS					
REV	ECO	DESCRIPTION	DATE	BY	APPR
A1	-	RELEASE NEW DWG FORMAT	Oct.06,2014	Tod	Tommy
A2	-	UPDATE THE DURABILITY	Jun.27,2015	Drack	Tommy
A3	-	UPDATED	04DEC15	MRF	Tommy



-	MA2JAS1900	M23, RECP, EXT, ST, 19POS, P TYPE, KEYED "S"	27
-	MA2JAR1900	M23, RECP, EXT, ST, 19POS, P TYPE, KEYED "R"	26
-	MA2JAP1900	M23, RECP, EXT, ST, 19POS, P TYPE	25
-	MA2JAG1900	M23, RECP, EXT, ST, 19POS, E TYPE, KEYED "G"	24
-	MA2JAF1900	M23, RECP, EXT, ST, 19POS, E TYPE, KEYED "F"	23
-	MA2JAE1900	M23, RECP, EXT, ST, 19POS, E TYPE	22
-	MA2JAS1700	M23, RECP, EXT, ST, 17POS, P TYPE, KEYED "S"	21
-	MA2JAR1700	M23, RECP, EXT, ST, 17POS, P TYPE, KEYED "R"	20
-	MA2JAP1700	M23, RECP, EXT, ST, 17POS, P TYPE	19
-	MA2JAG1700	M23, RECP, EXT, ST, 17POS, E TYPE, KEYED "G"	18
-	MA2JAF1700	M23, RECP, EXT, ST, 17POS, E TYPE, KEYED "F"	17
-	MA2JAE1700	M23, RECP, EXT, ST, 17POS, E TYPE	16
-	MA2JAS1600	M23, RECP, EXT, ST, 16POS, P TYPE, KEYED "S"	15
-	MA2JAR1600	M23, RECP, EXT, ST, 16POS, P TYPE, KEYED "R"	14
-	MA2JAP1600	M23, RECP, EXT, ST, 16POS, P TYPE	13
-	MA2JAG1600	M23, RECP, EXT, ST, 16POS, E TYPE, KEYED "G"	12
-	MA2JAF1600	M23, RECP, EXT, ST, 16POS, E TYPE, KEYED "F"	11
-	MA2JAE1600	M23, RECP, EXT, ST, 16POS, E TYPE	10
-	MA2JAS1200	M23, RECP, EXT, ST, 12POS, P TYPE, KEYED "S"	9
-	MA2JAR1200	M23, RECP, EXT, ST, 12POS, P TYPE, KEYED "R"	8
-	MA2JAP1200	M23, RECP, EXT, ST, 12POS, P TYPE	7
-	MA2JAG1200	M23, RECP, EXT, ST, 12POS, E TYPE, KEYED "G"	6
-	MA2JAF1200	M23, RECP, EXT, ST, 12POS, E TYPE, KEYED "F"	5
-	MA2JAE1200	M23, RECP, EXT, ST, 12POS, E TYPE	4
-	MA2JAS1200	M23, RECP, EXT, ST, 12POS, P TYPE, KEYED "S"	3
-	MA2JAR1200	M23, RECP, EXT, ST, 12POS, P TYPE, KEYED "R"	2
-	MA2JAP1200	M23, RECP, EXT, ST, 12POS, P TYPE	1
-	MA2JAG1200	M23, RECP, EXT, ST, 12POS, E TYPE, KEYED "G"	
-	MA2JAF1200	M23, RECP, EXT, ST, 12POS, E TYPE, KEYED "F"	
-	MA2JAE1200	M23, RECP, EXT, ST, 12POS, E TYPE	

QUANTITY	PART NUMBER	DESCRIPTION	ITEM
----------	-------------	-------------	------

MATERIALS LIST			
UNLESS OTHERWISE SPECIFIED		SIGNATURES	
1) All dimensions are in metric(mm).		DATE	
2) Tolerances are as follows:		DRAWN: Drack Jun.27,2015	
1 PL DEC ±0.30		CHECKED:	
2 PL DEC ±0.15		ENGINEER:	
3 PL DEC ±0.08		APPROVAL:	
3) Note reference =		CUSTOMER:	
MATERIAL SPECIFICATIONS:		THIS DRAWING IS SUPPLIED FOR INFORMATION ONLY. DESIGN FEATURES, SPECIFICATIONS AND PERFORMANCE DATA SHOWN HEREON ARE THE PROPERTY OF THE AMPHENOL CORPORATION. NO RIGHTS OF REPRODUCTION ARE IMPLIED. ALL DIMENSIONS ARE SUBJECT TO NORMAL MANUFACTURING VARIATIONS.	
PROCESS SPECIFICATIONS:		SIZE	
NEXT ASSY:		TYPE	
		DWG NO.	
		REVISION	
		B C-	
		MA2JAXxx00	
		A3	
		SCALE: NONE	
		C-MA2JAXxx00	
		SHEET 1 OF 1	

NOTES: UNLESS OTHERWISE SPECIFIED

- MATERIAL:  
INSULATION INSERT: PA66,UL94 V0  
SEAL: VITON  
HOUSING BODY: ZINC DIE CAST, NICKEL PLATED

- SPECIFICATIONS:  
2.1 CURRENT RATING: 10 AMPS - 12 POSITION  
9 AMPS - 16 POSITION  
9 AMPS - 17 POSITION  
7 AMPS - 19 POSITION

- VOLTAGE RATING: 160V AC/DC - 12 POSITION  
125V AC/DC - 16 POSITION  
125V AC/DC - 17 POSITION  
63V AC/DC - 19 POSITION

- OPERATING TEMPERATURE: -20°C TO +130°C
- DIELECTRIC WITHSTANDING VOLTAGE: LESS THAN 2 MILLIAMPS CURRENT LEAKAGE @ 2500 VOLTS AC.
- DEGREE OF PROTECTION: IP67 ( MATED CONDITION )
- DEGREE OF POLLUTION: 3 PER UL840
- OVERVOLTAGE CATEGORY: III PER UL840
- MATING CYCLE DURABILITY: >500 CYCLES
- RoHS COMPLIANT

- ALL DIMENSIONS ARE FOR REFERENCE USE ONLY.

TITLE: M23, RECEPTACLE, EXTENSION, STRAIGHT, CHECKMATE  
DWG NO.: MA2JAXxx00  
REV: A3  
SH: 1  
OF: 1