



TAI-SAW TECHNOLOGY CO., LTD.

No. 3, Industrial 2nd Rd., Ping-Chen Industrial District,
Taoyuan, 324, Taiwan, R.O.C.

TEL: 886-3-4690038 FAX: 886-3-4697532

E-mail: tstsales3@mail.taisaw.com Web: www.taisaw.com

Approval Sheet For Product Specification

Issued Date:

Product Name: SAW IF Filter 453MHz (SMD 3.8×3.8 mm)

TST Parts No.: TB0205A

Customer Parts No.: _____

Company: _____
Division: _____
Approved by : _____
Date: _____

Checked by: _____ Andy Lee

Approval by: _____ Francis Chen

Date: _____ 6,25 ,2004



TAI-SAW TECHNOLOGY CO., LTD.

No.3, Industrial 2nd Rd., Ping-Chen Industrial District, Taoyuan, Taiwan, R.O.C.

TEL: 886-3-4690038 FAX: 886-3-4697532

E-mail: tstsales3@mail.taisaw.com Web: www.taisaw.com

SAW Filter 453MHz (SMD 3.8×3.8 mm)

MODEL NO.: TB0205A

REV. NO.:1

A. MAXIMUM RATING:

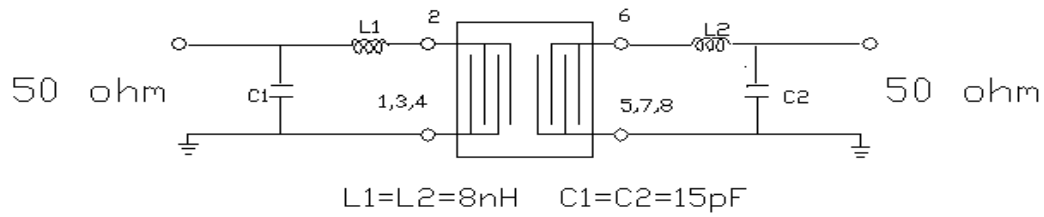
1. Input Power Level: 15 dBm
2. Operating Temperature: -40°C to 85°C
3. Storage Temperature : -40°C to 85°C
- 4 DC Voltage : 0V

RoHS Compliant
Lead free
Lead-free soldering

B. ELECTRICAL CHARACTERISTICS:

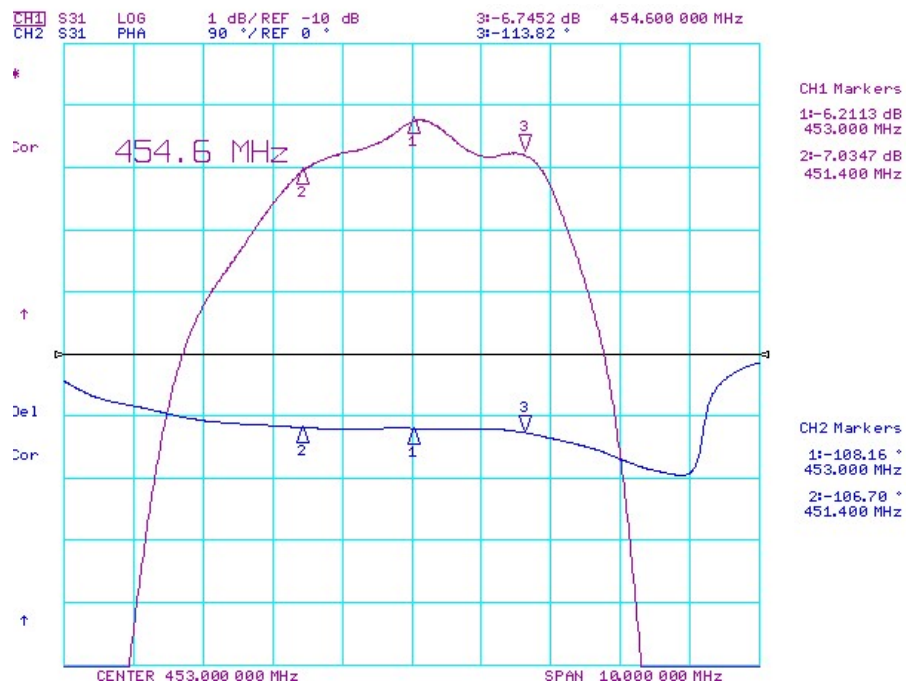
Characteristics		Value		
		Min.	Typ.	Max.
Center frequency	F_C (MHz)	452.3	452.7	453.7
3dB Bandwidth	(MHz)	5	5.6	-
10dB Bandwidth	(MHz)	-	7.5	8.6
20dB Bandwidth	(MHz)	-	8.8	16
Minimum insertion loss.	(dB)	-	6	7
Ripple at 451.4~454.6MHz	(P-P dB)	-	0.7	1
Phase linearity at 451.4 MHz~454.6 MHz	(P-P°)		3.5	6
Group delay ripple at 451.4 MHz~454.6 MHz	(P-P nS)	-	50	100
Absolute Group Delay at 451.4 MHz~454.6 MHz	(nS)		300	1000
Return Loss (Input and Output)	(dB)	8	9	-
Triple Transit Suppression	(dB)	35	40	-
Attenuation:(Reference level from Minimum IL)				
(1) 415MHz~437MHz	(dB)	30	40	
(2) 437MHz~447MHz	(dB)	20	30	
(3) 459MHz~469MHz	(dB)	20	25	
(4) 469MHz~485MHz	(dB)	30	35	

C. MEASUREMENT CIRCUIT:

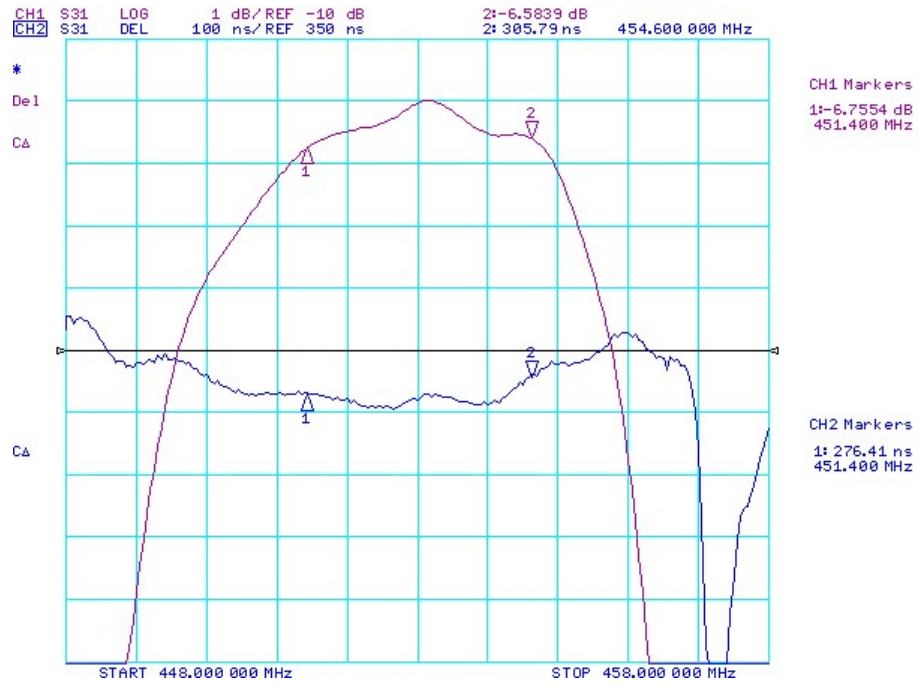


D.FREQUENCY CHARACTERISTICS:

(1) Passband of Response:



Phase linearity, Horizontal:1 MHz/Div
 Vertical 1: 1 dB/Div Vertical 2 : 90 degree/Div



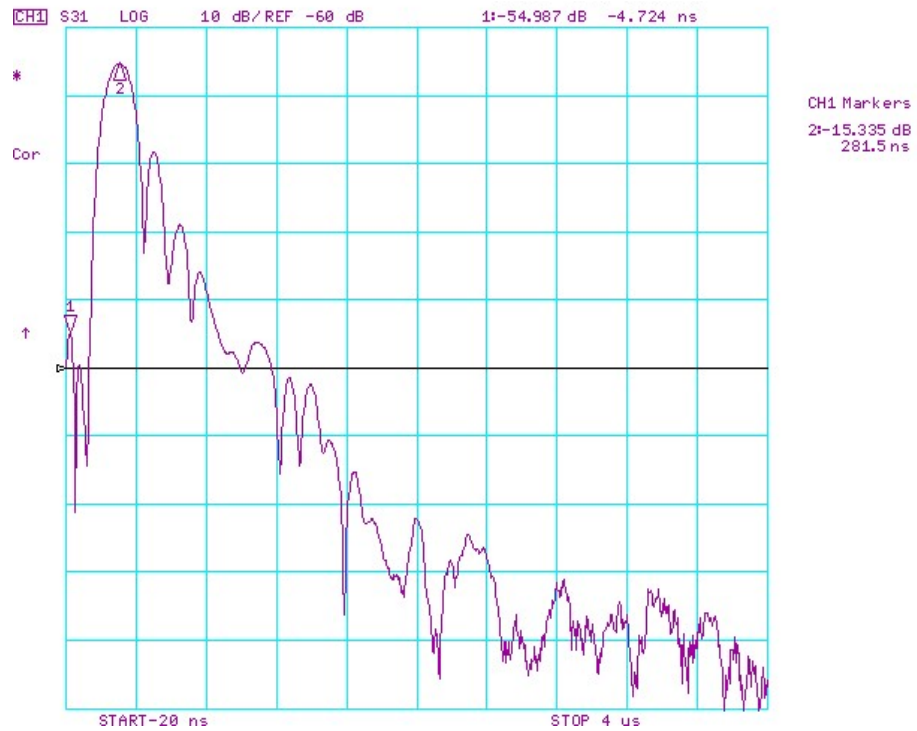
Group Delay and Ripple, Horizontal: 1 MHz/Div
 Vertical 1: 1 dB/Div Vertical 2: 100 ns/Div

(2) wide band Response:

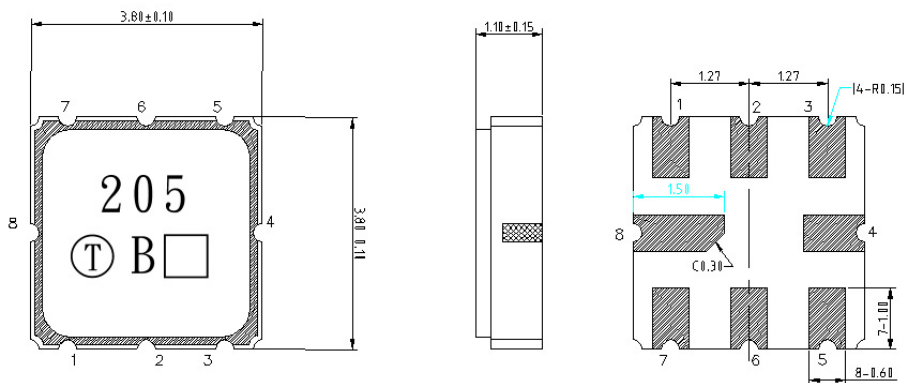


Horizontal: 5MHz/Div
 Vertical: 10dB/Div
 Reference: -30dB

(3). Triple Transit Suppression

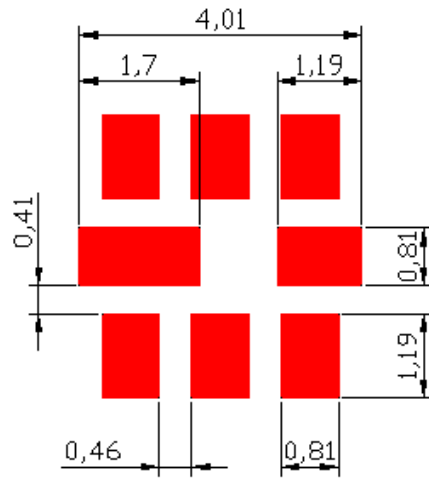


E. OUTLINE DRAWING:



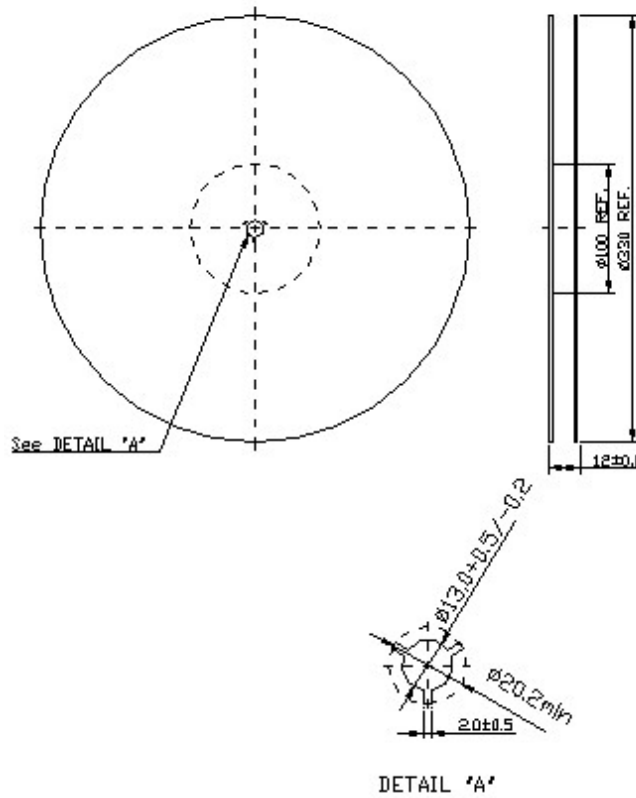
Pin 2 : RF input
 Pin 6 : RF output
 Pin 1, 3, 4, 5, 7, 8 : To be Ground
 □ : Date code
 Unit : mm

F.PCB FOOTPRINT



G. PACKING:

1. REEL DIMENSION



2.TAPE DIMENSION

