

J Series® 2835 3-V LEDs



PRODUCT DESCRIPTION

J Series® LEDs extend Cree’s industry-leading portfolio of lighting-class LEDs to a broader set of applications. The J Series 2835 LEDs combine high efficacy and excellent value in a reliable package. The J Series 2835 LEDs are optimized for low-density lighting applications where high efficacy and smooth appearance are critical, such as downlights, troffers, and panel lights. The J Series 2835 LEDs offer high CRI and are optimized for lighting applications where good color quality is critical.

FEATURES

- Industry-compatible size : 2.8 x 3.5 x 0.7 mm
- 3-V configuration
- JB2835B 3-V G Class applicable for horticulture applications
- Flux and chromaticity binned at 25 °C
- 6500 K–2200 K ANSI CCTs available
- 70, 80 & 90 CRI minimum available for 6500 K–2700 K CCTs, 80 & 90 CRI minimum available for 2200 K CCT
- 95 CRI minimum available for 6500 K, 5000 K, 4000 K, 3500 K, 3000 K & 2700 K
- RoHS and REACH compliant
- UL® recognized component (E495478)

PRODUCT SUMMARY

Product	Power Class	Test Temperature	Test Current	Typical Forward Voltage	4000 K, 80 CRI		5000 K, 70 CRI		Maximum Current
					Typical Flux	Typical Efficacy	Typical Flux	Typical Efficacy	
JB2835B 3-V G Class	0.2 W	25 °C	55 mA	2.67 V	31.8 lm	217 LPW	33.5 lm	228 LPW	480 mA
JB2835B 3-V J Class	0.2 W	25 °C	55 mA	2.68 V	31.0 lm	210 LPW	32.7 lm	222 LPW	480 mA
JE2835B 3-V N Class	0.5 W	25 °C	150 mA	2.86 V	78.1 lm	182 LPW	82.9 lm	193 LPW	240 mA
JE2835B 3-V P Class	0.5 W	25 °C	150 mA	3.04 V	77.0 lm	169 LPW	82.0 lm	180 LPW	240 mA
JE2835 3-V R Class	0.5 W	25 °C	150 mA	2.95 V	73.5 lm	166 LPW	76.5 lm	173 LPW	240 mA
JB2835 3-V W Class	0.2 W	25 °C	60 mA	2.91 V	30.4 lm	174 LPW	--	--	150 mA



J Series® Products are sold exclusively by Cree Venture LED Company Limited (“Cree Venture”), regardless of geography. Any orders for J Series Products that are submitted to Cree LED or any of its other subsidiaries will be directed to Cree Venture for acknowledgment and order fulfillment.

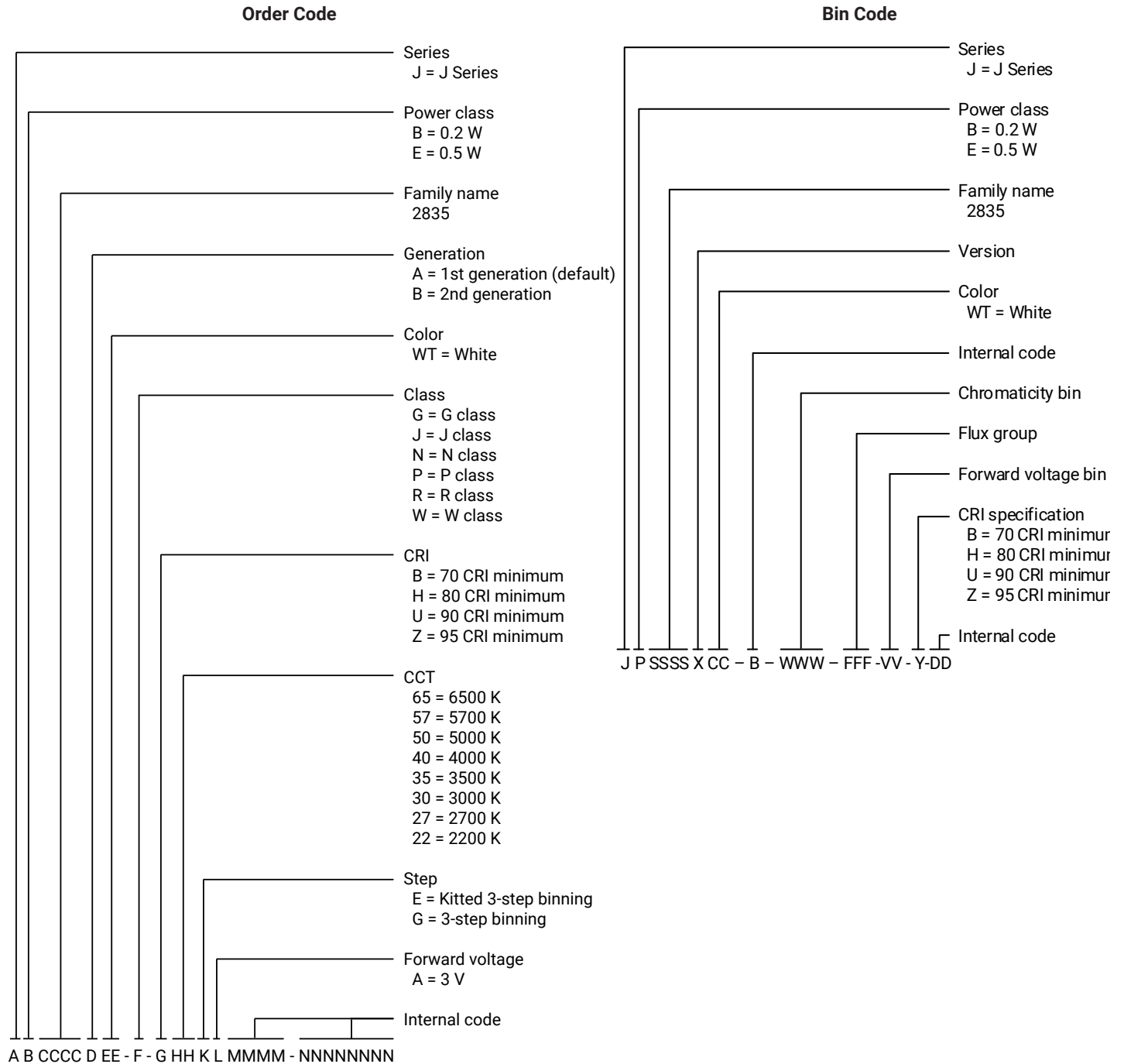
Cree LED / 4400 Silicon Drive / Durham, NC 27703 USA / +1.919.313.5330 / www.cree-led.com

TABLE OF CONTENTS

Order Code & Bin Code Formats	3	Flux Characteristics, Order Codes and Bins - JE2835B 3-V	
Characteristics - JB2835B 3-V G Class	4	P Class Fidelity.....	23
Operating Limits - JB2835B 3-V G Class	4	Relative Luminous Flux vs. Current - JE2835B 3-V P Class	24
Flux Characteristics, Order Codes and Bins - JB2835B 3-V		Electrical Characteristics - JE2835B 3-V P Class	24
G Class.....	5	Relative Chromaticity vs. Current - JE2835B 3-V P Class	25
Flux Characteristics, Order Codes and Bins - JB2835B 3-V		Relative Chromaticity vs. Temperature - JE2835B 3-V P Class ..	25
G Class for Horticulture.....	6	Relative Luminous Flux vs. Junction Temperature - JE2835B	
Relative Luminous Flux vs. Current - JB2835B 3-V G Class.....	7	3-V P Class	26
Electrical Characteristics - JB2835B 3-V G Class	7	Characteristics - JE2835 3-V R Class	27
Relative Chromaticity vs. Current - JB2835B 3-V G Class	8	Operating Limits - JE2835 3-V R Class.....	27
Relative Chromaticity vs. Temperature - JB2835B 3-V G Class.....	8	Flux Characteristics, Order Codes and Bins - JE2835 3-V	
Relative Luminous Flux vs. Junction Temperature - JB2835B 3-V		R Class.....	28
G Class.....	9	Relative Luminous Flux vs. Current - JE2835 3-V R Class.....	29
Characteristics - JB2835B 3-V J Class.....	10	Electrical Characteristics - JE2835 3-V R Class.....	29
Operating Limits - JB2835B 3-V J Class.....	10	Relative Chromaticity vs. Current - JE2835 3-V R Class.....	30
Flux Characteristics, Order Codes and Bins - JB2835B 3-V		Relative Chromaticity vs. Temperature - JE2835 3-V R Class.....	30
J Class	11	Relative Luminous Flux vs. Junction Temperature - JE2835 3-V	
Relative Luminous Flux vs. Current - JB2835B 3-V J Class	12	R Class.....	31
Electrical Characteristics - JB2835B 3-V J Class	12	Characteristics - JB2835 3-V W Class	32
Relative Chromaticity vs. Current - JB2835B 3-V J Class	13	Operating Limits - JB2835 3-V W Class.....	32
Relative Chromaticity vs. Temperature - JB2835B 3-V J Class...	13	Flux Characteristics, Order Codes and Bins - JB2835 3-V	
Relative Luminous Flux vs. Junction Temperature - JB2835B		W Class	33
3-V J Class.....	14	Relative Luminous Flux vs. Current - JB2835 3-V W Class	34
Characteristics - JE2835B 3-V N Class.....	15	Electrical Characteristics - JB2835 3-V W Class.....	34
Operating Limits - JE2835B 3-V N Class	15	Relative Chromaticity vs. Current - JB2835 3-V W Class.....	35
Flux Characteristics, Order Codes and Bins - JE2835B 3-V		Relative Chromaticity vs. Temperature - JB2835 3-V W Class....	35
N Class.....	16	Relative Luminous Flux vs. Junction Temperature - JB2835 3-V	
Flux Characteristics, Order Codes and Bins - JE2835B 3-V		W Class.....	36
N Class Fidelity.....	17	Relative Spectral Power Distribution	37
Relative Luminous Flux vs. Current - JE2835B 3-V N Class	18	Typical Spatial Distribution.....	38
Electrical Characteristics - JE2835B 3-V N Class	18	Performance Groups - Luminous Flux	39
Relative Chromaticity vs. Current - JE2835B 3-V N Class	19	Performance Groups - Forward Voltage.....	40
Relative Chromaticity vs. Temperature - JE2835B 3-V N Class..	19	Performance Groups - Chromaticity	41
Relative Luminous Flux vs. Junction Temperature - JE2835B		Reflow Soldering Characteristics.....	50
3-V N Class	20	Notes	51
Characteristics - JE2835B 3-V P Class.....	21	Mechanical Dimensions	53
Operating Limits - JE2835B 3-V P Class	21	Tape & Reel.....	54
Flux Characteristics, Order Codes and Bins - JE2835B 3-V		Packaging.....	56
P Class.....	22		

ORDER CODE & BIN CODE FORMATS

Order codes and bin codes for J Series 2835 LEDs are configured in the following manner:

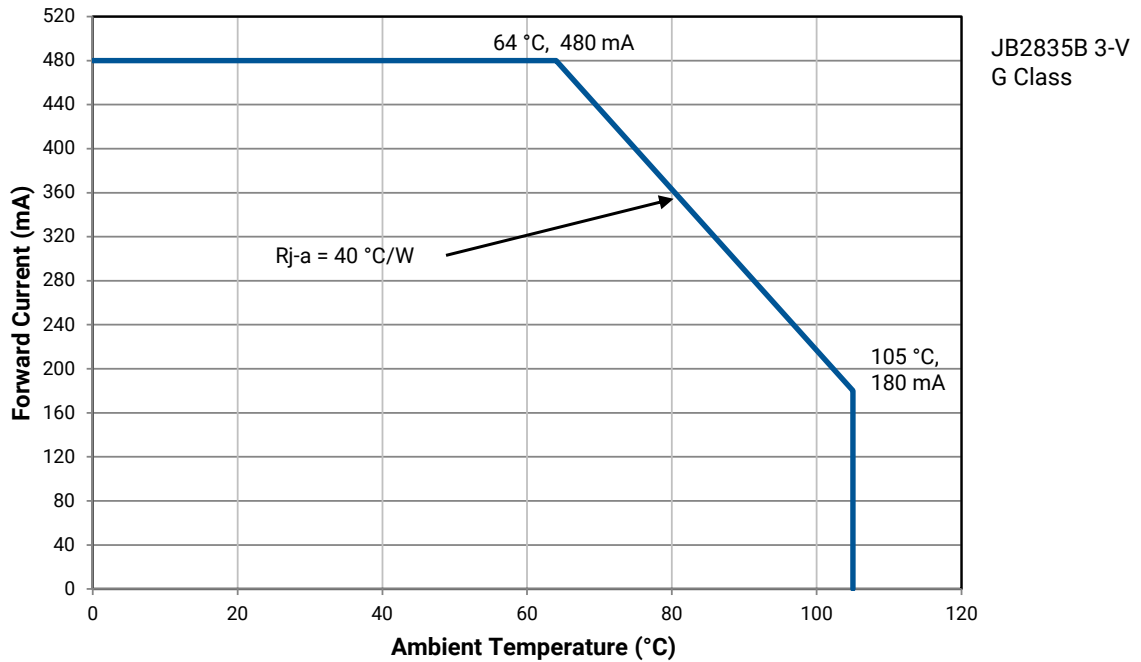


CHARACTERISTICS - JB2835B 3-V G CLASS

Characteristics	Unit	Minimum	Typical	Maximum
Thermal resistance, junction to solder point	°C/W		7.6	
Viewing angle (FWHM)	degrees		120	
Temperature coefficient of voltage	mV/°C		-0.9	
ESD withstand voltage (JEDEC JS-001-2012)			Class 2	
DC forward current	mA			480
Reverse voltage	V			5
Forward voltage (@ 55 mA, 25 °C)	V		2.67	2.8
LED junction temperature	°C			125
Operating temperature	°C	-40		105

OPERATING LIMITS - JB2835B 3-V G CLASS

The maximum forward current is determined by the thermal resistance between the LED junction and ambient.



FLUX CHARACTERISTICS, ORDER CODES AND BINS - JB2835B 3-V G CLASS ($I_F = 55 \text{ mA}$, $T_j = 25 \text{ °C}$)

The following table provides order codes for J Series JB2835B 3-V G Class LEDs. For a complete description of the order code nomenclature, please see the Order Code and Bin Code Formats section (page 3). For definitions of the chromaticity kits, please see the Performance Groups - Chromaticity section (page 41).

Nominal CCT	Minimum CRI	Minimum Flux (lm) @ 25 °C	Typical Flux (lm) @ 25 °C	Typical Flux (lm) @ 85 °C*	Order Code	
					3-Step	Kitted 3-Step**
6500 K	70	31.0	33.5	31.1	JB2835BWT-G-B65GA0000-N0000001	JB2835BWT-G-B65EA0000-N0000001
	80	29.0	31.8	29.6	JB2835BWT-G-H65GA0000-N0000001	JB2835BWT-G-H65EA0000-N0000001
	90	25.0	27.3	25.4	JB2835BWT-G-U65GA0000-N0000001	JB2835BWT-G-U65EA0000-N0000001
5700 K	70	31.0	33.5	31.1	JB2835BWT-G-B57GA0000-N0000001	JB2835BWT-G-B57EA0000-N0000001
	80	29.0	31.8	29.6	JB2835BWT-G-H57GA0000-N0000001	JB2835BWT-G-H57EA0000-N0000001
	90	25.0	27.3	25.4	JB2835BWT-G-U57GA0000-N0000001	JB2835BWT-G-U57EA0000-N0000001
5000 K	70	31.0	33.5	31.1	JB2835BWT-G-B50GA0000-N0000001	JB2835BWT-G-B50EA0000-N0000001
	80	29.0	31.8	29.6	JB2835BWT-G-H50GA0000-N0000001	JB2835BWT-G-H50EA0000-N0000001
	90	25.0	27.3	25.4	JB2835BWT-G-U50GA0000-N0000001	JB2835BWT-G-U50EA0000-N0000001
4000 K	70	31.0	33.5	31.1	JB2835BWT-G-B40GA0000-N0000001	JB2835BWT-G-B40EA0000-N0000001
	80	29.0	31.8	29.6	JB2835BWT-G-H40GA0000-N0000001	JB2835BWT-G-H40EA0000-N0000001
	90	25.0	27.3	25.4	JB2835BWT-G-U40GA0000-N0000001	JB2835BWT-G-U40EA0000-N0000001
3500 K	70	31.0	32.5	30.2	JB2835BWT-G-B35GA0000-N0000001	JB2835BWT-G-B35EA0000-N0000001
	80	29.0	30.9	28.7	JB2835BWT-G-H35GA0000-N0000001	JB2835BWT-G-H35EA0000-N0000001
	90	25.0	26.4	24.5	JB2835BWT-G-U35GA0000-N0000001	JB2835BWT-G-U35EA0000-N0000001
3000 K	70	29.0	31.5	29.3	JB2835BWT-G-B30GA0000-N0000001	JB2835BWT-G-B30EA0000-N0000001
	80	27.0	29.9	27.8	JB2835BWT-G-H30GA0000-N0000001	JB2835BWT-G-H30EA0000-N0000001
	90	23.0	25.5	23.7	JB2835BWT-G-U30GA0000-N0000001	JB2835BWT-G-U30EA0000-N0000001
2700 K	70	29.0	30.5	28.4	JB2835BWT-G-B27GA0000-N0000001	JB2835BWT-G-B27EA0000-N0000001
	80	27.0	28.8	26.8	JB2835BWT-G-H27GA0000-N0000001	JB2835BWT-G-H27EA0000-N0000001
	90	23.0	24.5	22.8	JB2835BWT-G-U27GA0000-N0000001	JB2835BWT-G-U27EA0000-N0000001
2200 K	80	23.0	25.0	23.2	JB2835BWT-G-H22GA0000-N0000001	JB2835BWT-G-H22EA0000-N0000001
	90	19.0	21.3	19.8	JB2835BWT-G-U22GA0000-N0000001	JB2835BWT-G-U22EA0000-N0000001

Notes:

- Cree Venture maintains a tolerance of $\pm 7\%$ on flux and power measurements, ± 0.005 on chromaticity (CCx, CCy) measurements and ± 2 on CRI measurements. See the Measurements section (page 51).
- Cree Venture J Series 2835B LED order codes specify only a minimum flux bin and not a maximum. Cree Venture may ship reels in flux bins higher than the minimum specified by the order code without advance notice. Shipments will always adhere to the chromaticity restrictions specified by the order code.
- * Flux values @ 85 °C are calculated and for reference only.
- ** Contact your Cree LED sales representative for kitted 3-step order code details.

FLUX CHARACTERISTICS, ORDER CODES AND BINS - JB2835B 3-V G CLASS FOR HORTICULTURE (I_F = 55 mA, T_J = 25 °C)

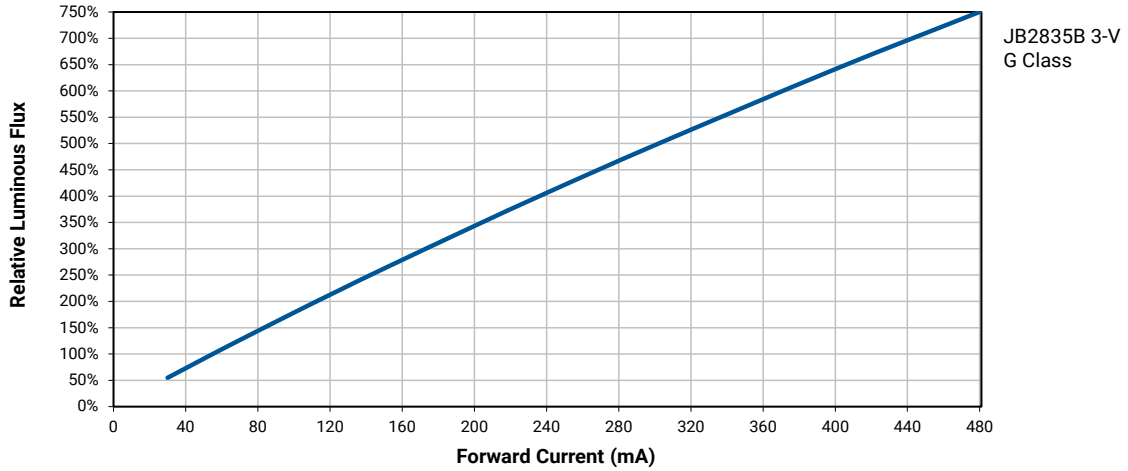
The following table provides order codes for J Series JB2835B 3-V G Class LEDs. For a complete description of the order code nomenclature, please see the Order Code and Bin Code Formats section (page 3). For definitions of the chromaticity kits, please see the Performance Groups - Chromaticity section (page 41).

Nominal CCT	Minimum CRI	Minimum Flux (lm) @ 25 °C	Typical Flux (lm) @ 25 °C	Typical Luminous Efficacy (lm/W)	PPF* (μmol/s)	PPF/W* (μmol/J)	Kitted 3-Step Order Code**
6500 K	70	31.0	33.5	228	0.47	3.17	JB2835BWT-G-B65EA0000-N0000001
	80	29.0	31.8	217	0.46	3.15	JB2835BWT-G-H65EA0000-N0000001
	90	25.0	27.3	186	0.44	2.98	JB2835BWT-G-U65EA0000-N0000001
5700 K	70	31.0	33.5	228	0.45	3.08	JB2835BWT-G-B57EA0000-N0000001
	80	29.0	31.8	217	0.45	3.08	JB2835BWT-G-H57EA0000-N0000001
	90	25.0	27.3	186	0.43	2.90	JB2835BWT-G-U57EA0000-N0000001
5000 K	70	31.0	33.5	228	0.44	3.03	JB2835BWT-G-B50EA0000-N0000001
	80	29.0	31.8	217	0.44	3.03	JB2835BWT-G-H50EA0000-N0000001
	90	25.0	27.3	186	0.42	2.86	JB2835BWT-G-U50EA0000-N0000001
4000 K	70	31.0	33.5	228	0.45	3.04	JB2835BWT-G-B40EA0000-N0000001
	80	29.0	31.8	217	0.45	3.04	JB2835BWT-G-H40EA0000-N0000001
	90	25.0	27.3	186	0.42	2.86	JB2835BWT-G-U40EA0000-N0000001
3500 K	70	31.0	32.5	221	0.44	2.99	JB2835BWT-G-B35EA0000-N0000001
	80	29.0	30.9	210	0.44	3.00	JB2835BWT-G-H35EA0000-N0000001
	90	25.0	26.4	180	0.41	2.81	JB2835BWT-G-U35EA0000-N0000001
3000 K	70	29.0	31.5	215	0.43	2.94	JB2835BWT-G-B30EA0000-N0000001
	80	27.0	29.9	204	0.43	2.94	JB2835BWT-G-H30EA0000-N0000001
	90	23.0	25.5	174	0.40	2.75	JB2835BWT-G-U30EA0000-N0000001
2700 K	70	29.0	30.5	208	0.42	2.89	JB2835BWT-G-B27EA0000-N0000001
	80	27.0	28.8	196	0.42	2.87	JB2835BWT-G-H27EA0000-N0000001
	90	23.0	24.5	167	0.39	2.67	JB2835BWT-G-U27EA0000-N0000001
2200 K	80	23.0	25.0	170	0.38	2.56	JB2835BWT-G-H22EA0000-N0000001
	90	19.0	21.3	145	0.35	2.38	JB2835BWT-G-U22EA0000-N0000001

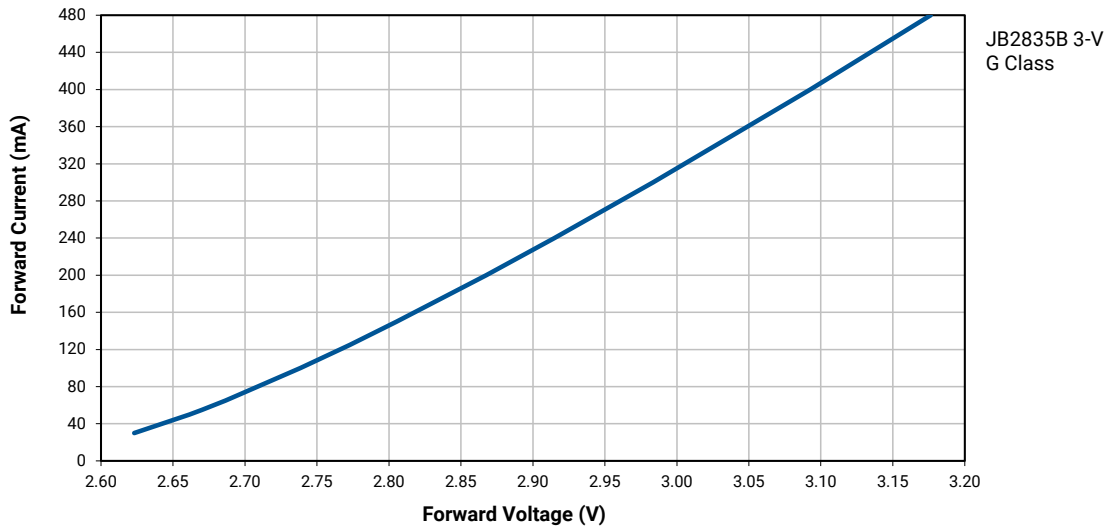
Notes:

- Cree Venture maintains a tolerance of ±7% on flux and power measurements, ±0.005 on chromaticity (CCx, CCy) measurements and ±2 on CRI measurements. See the Measurements section (page 51).
- Cree Venture J Series 2835B LED order codes specify only a minimum flux bin and not a maximum. Cree Venture may ship reels in flux bins higher than the minimum specified by the order code without advance notice. Shipments will always adhere to the chromaticity restrictions specified by the order code.
- * PPF values are calculated from luminous flux values and are for reference only.
- ** Contact your Cree LED sales representative for kitted 3-step order code details.

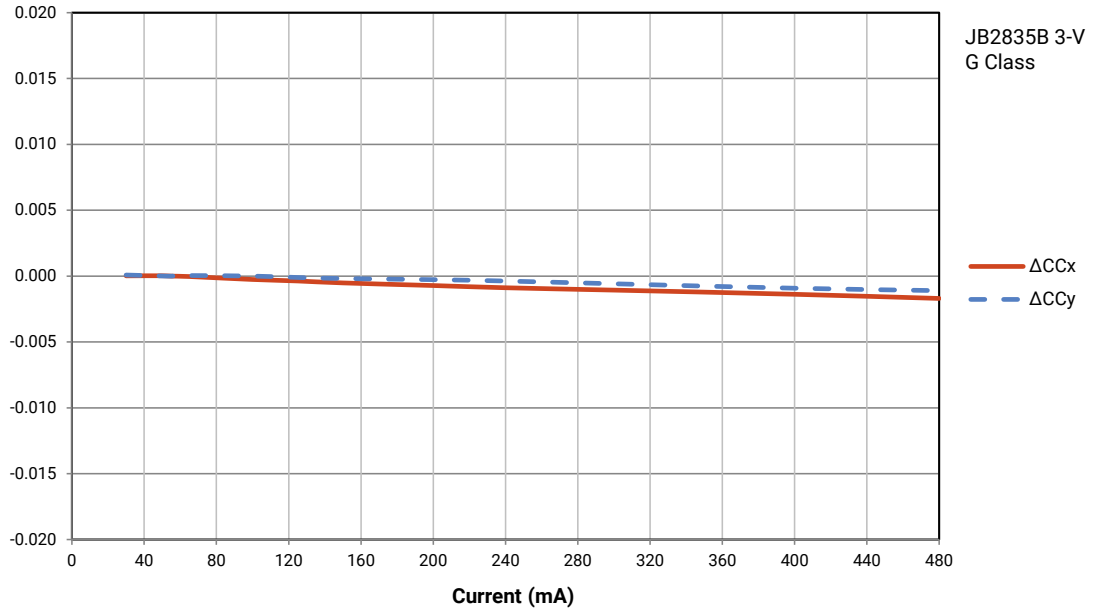
RELATIVE LUMINOUS FLUX VS. CURRENT - JB2835B 3-V G CLASS



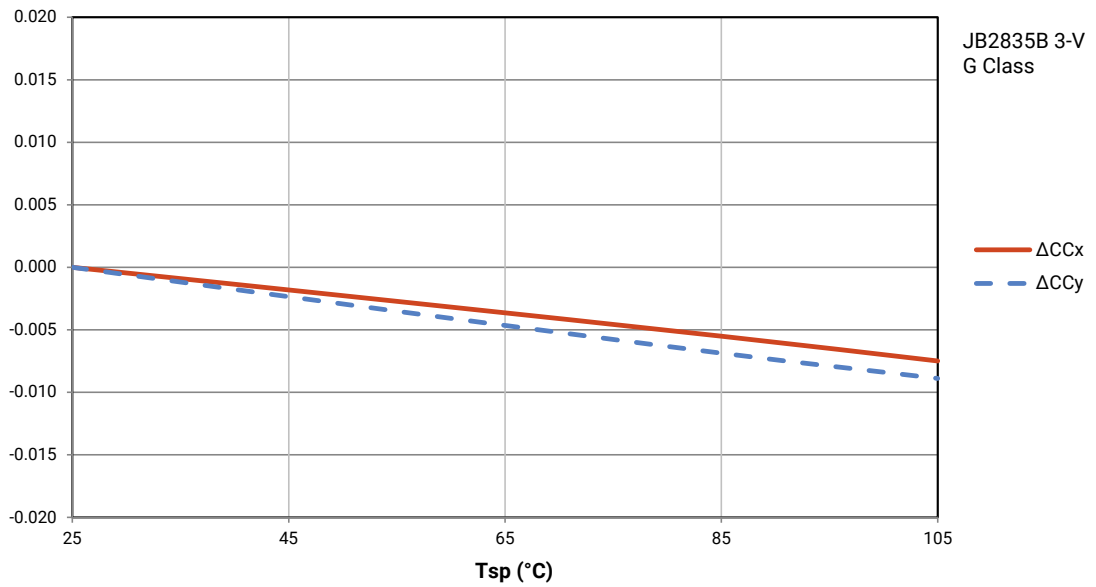
ELECTRICAL CHARACTERISTICS - JB2835B 3-V G CLASS



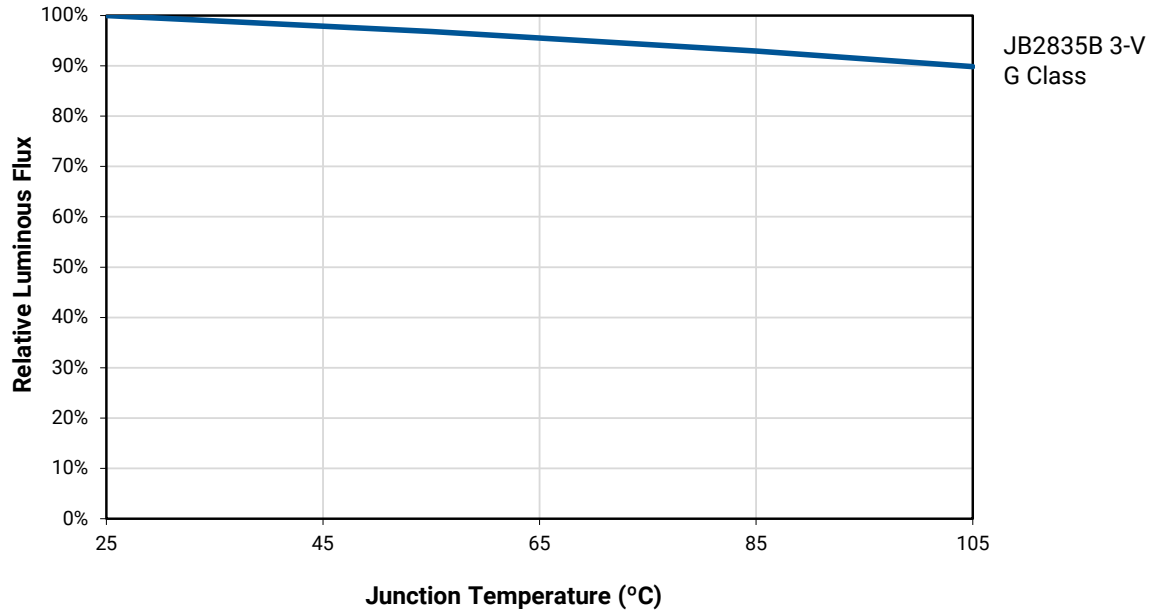
RELATIVE CHROMATICITY VS. CURRENT - JB2835B 3-V G CLASS



RELATIVE CHROMATICITY VS. TEMPERATURE - JB2835B 3-V G CLASS



RELATIVE LUMINOUS FLUX VS. JUNCTION TEMPERATURE - JB2835B 3-V G CLASS

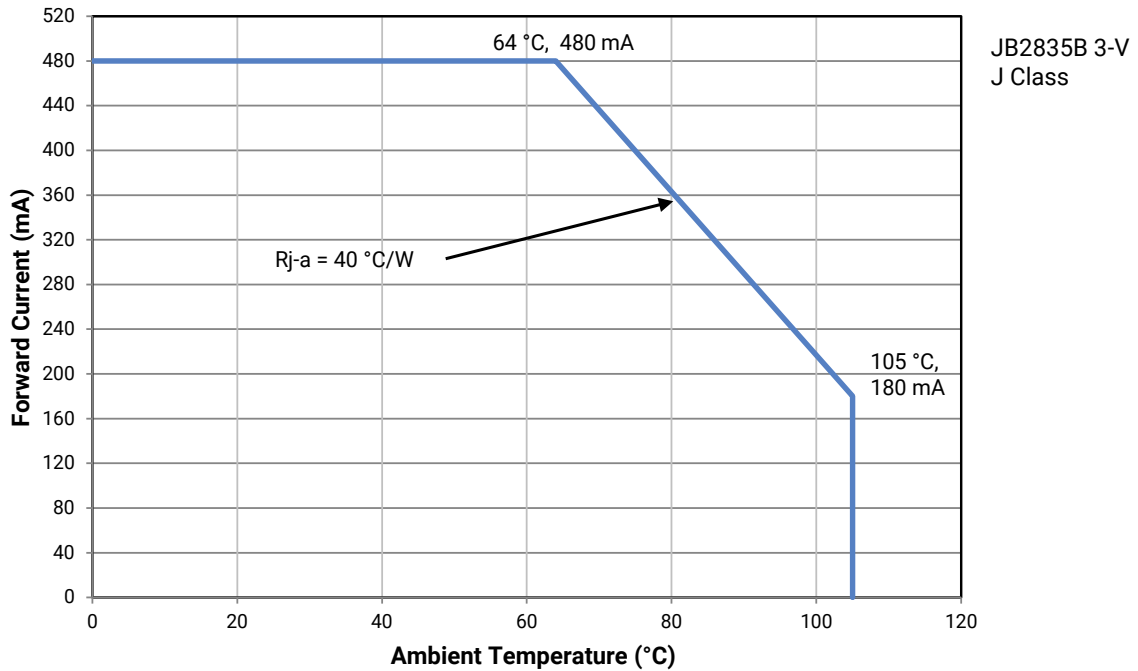


CHARACTERISTICS - JB2835B 3-V J CLASS

Characteristics	Unit	Minimum	Typical	Maximum
Thermal resistance, junction to solder point	°C/W		8.8	
Viewing angle (FWHM)	degrees		120	
Temperature coefficient of voltage	mV/°C		-1.02	
ESD withstand voltage (JEDEC JS-001-2012)			Class 2	
DC forward current	mA			480
Reverse voltage	V			5
Forward voltage (@ 55 mA, 25 °C)	V		2.68	2.8
LED junction temperature	°C			125
Operating temperature	°C	-40		105

OPERATING LIMITS - JB2835B 3-V J CLASS

The maximum forward current is determined by the thermal resistance between the LED junction and ambient.



FLUX CHARACTERISTICS, ORDER CODES AND BINS - JB2835B 3-V J CLASS ($I_F = 55 \text{ mA}$, $T_j = 25 \text{ °C}$)

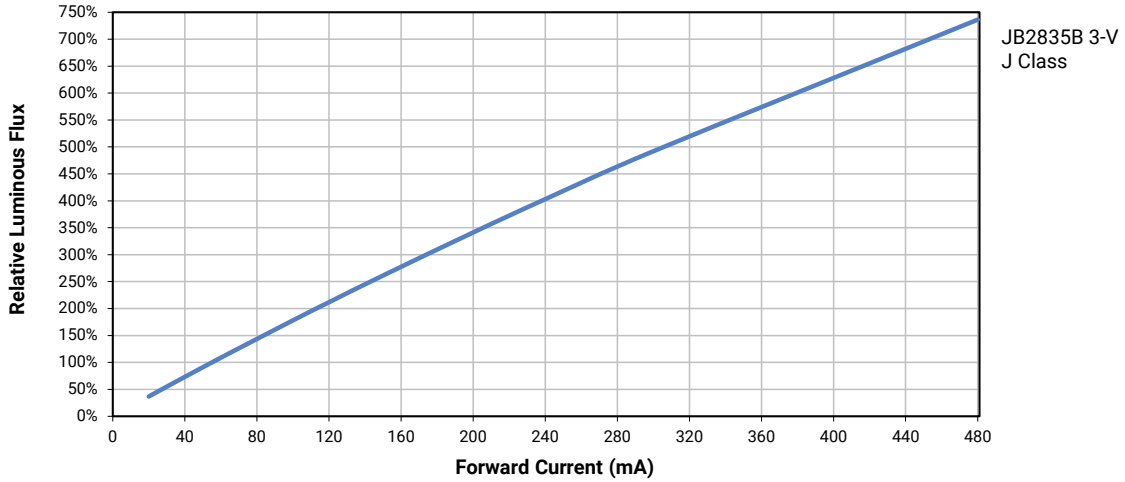
The following table provides order codes for J Series JB2835B 3-V J Class LEDs. For a complete description of the order code nomenclature, please see the Order Code and Bin Code Formats section (page 3). For definitions of the chromaticity kits, please see the Performance Groups - Chromaticity section (page 41).

Nominal CCT	Minimum CRI	Minimum Flux (lm) @ 25 °C	Typical Flux (lm) @ 25 °C	Typical Flux (lm) @ 85 °C*	Order Code	
					3-Step	Kitted 3-Step**
6500 K	70	31.0	32.7	30.5	JB2835BWT-J-B65GA0000-N0000001	JB2835BWT-J-B65EA0000-N0000001
	80	29.0	31.0	28.9	JB2835BWT-J-H65GA0000-N0000001	JB2835BWT-J-H65EA0000-N0000001
	90	25.0	26.5	24.7	JB2835BWT-J-U65GA0000-N0000001	JB2835BWT-J-U65EA0000-N0000001
5700 K	70	31.0	32.7	30.5	JB2835BWT-J-B57GA0000-N0000001	JB2835BWT-J-B57EA0000-N0000001
	80	29.0	31.0	28.9	JB2835BWT-J-H57GA0000-N0000001	JB2835BWT-J-H57EA0000-N0000001
	90	25.0	26.5	24.7	JB2835BWT-J-U57GA0000-N0000001	JB2835BWT-J-U57EA0000-N0000001
5000 K	70	31.0	32.7	30.5	JB2835BWT-J-B50GA0000-N0000001	JB2835BWT-J-B50EA0000-N0000001
	80	29.0	31.0	28.9	JB2835BWT-J-H50GA0000-N0000001	JB2835BWT-J-H50EA0000-N0000001
	90	25.0	26.5	24.7	JB2835BWT-J-U50GA0000-N0000001	JB2835BWT-J-U50EA0000-N0000001
4000 K	70	31.0	32.7	30.5	JB2835BWT-J-B40GA0000-N0000001	JB2835BWT-J-B40EA0000-N0000001
	80	29.0	31.0	28.9	JB2835BWT-J-H40GA0000-N0000001	JB2835BWT-J-H40EA0000-N0000001
	90	25.0	26.5	24.7	JB2835BWT-J-U40GA0000-N0000001	JB2835BWT-J-U40EA0000-N0000001
3500 K	70	29.0	31.7	29.6	JB2835BWT-J-B35GA0000-N0000001	JB2835BWT-J-B35EA0000-N0000001
	80	29.0	30.1	28.1	JB2835BWT-J-H35GA0000-N0000001	JB2835BWT-J-H35EA0000-N0000001
	90	23.0	25.6	23.9	JB2835BWT-J-U35GA0000-N0000001	JB2835BWT-J-U35EA0000-N0000001
3000 K	70	29.0	30.7	28.6	JB2835BWT-J-B30GA0000-N0000001	JB2835BWT-J-B30EA0000-N0000001
	80	27.0	29.1	27.2	JB2835BWT-J-H30GA0000-N0000001	JB2835BWT-J-H30EA0000-N0000001
	90	23.0	24.8	23.1	JB2835BWT-J-U30GA0000-N0000001	JB2835BWT-J-U30EA0000-N0000001
2700 K	70	27.0	29.7	27.7	JB2835BWT-J-B27GA0000-N0000001	JB2835BWT-J-B27EA0000-N0000001
	80	27.0	28.0	26.1	JB2835BWT-J-H27GA0000-N0000001	JB2835BWT-J-H27EA0000-N0000001
	90	21.0	23.7	22.1	JB2835BWT-J-U27GA0000-N0000001	JB2835BWT-J-U27EA0000-N0000001

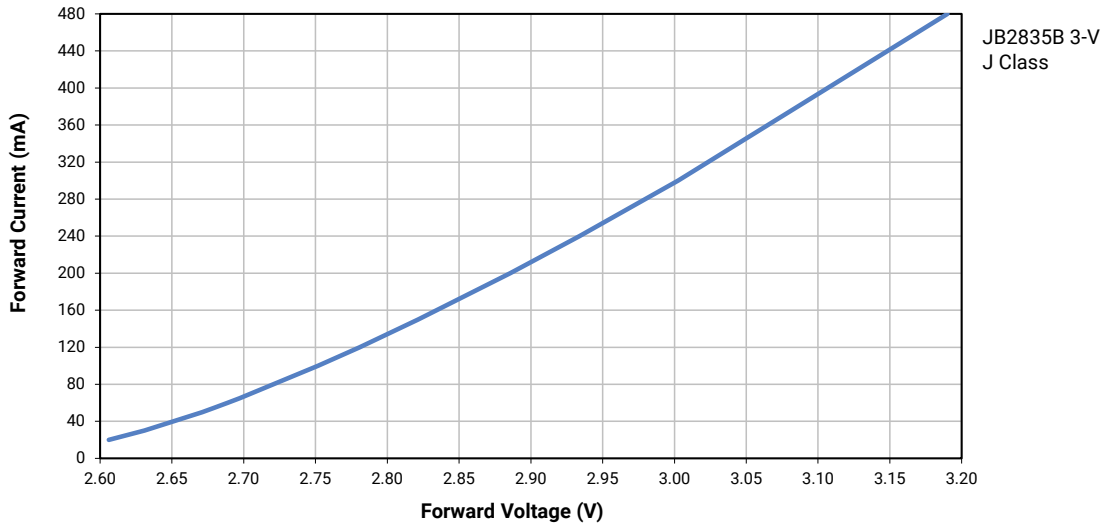
Notes:

- Cree Venture maintains a tolerance of $\pm 7\%$ on flux and power measurements, ± 0.005 on chromaticity (CCx, CCy) measurements and ± 2 on CRI measurements. See the Measurements section (page 51).
- Cree Venture J Series 2835B LED order codes specify only a minimum flux bin and not a maximum. Cree Venture may ship reels in flux bins higher than the minimum specified by the order code without advance notice. Shipments will always adhere to the chromaticity restrictions specified by the order code.
- * Flux values @ 85 °C are calculated and for reference only.
- ** Contact your Cree LED sales representative for kitted 3-step order code details.

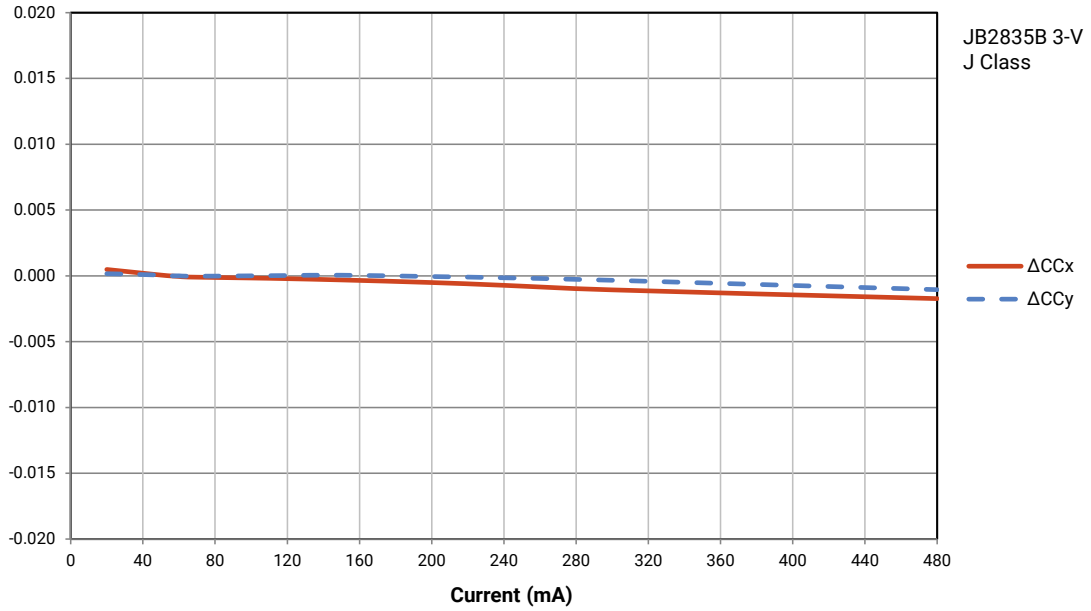
RELATIVE LUMINOUS FLUX VS. CURRENT - JB2835B 3-V J CLASS



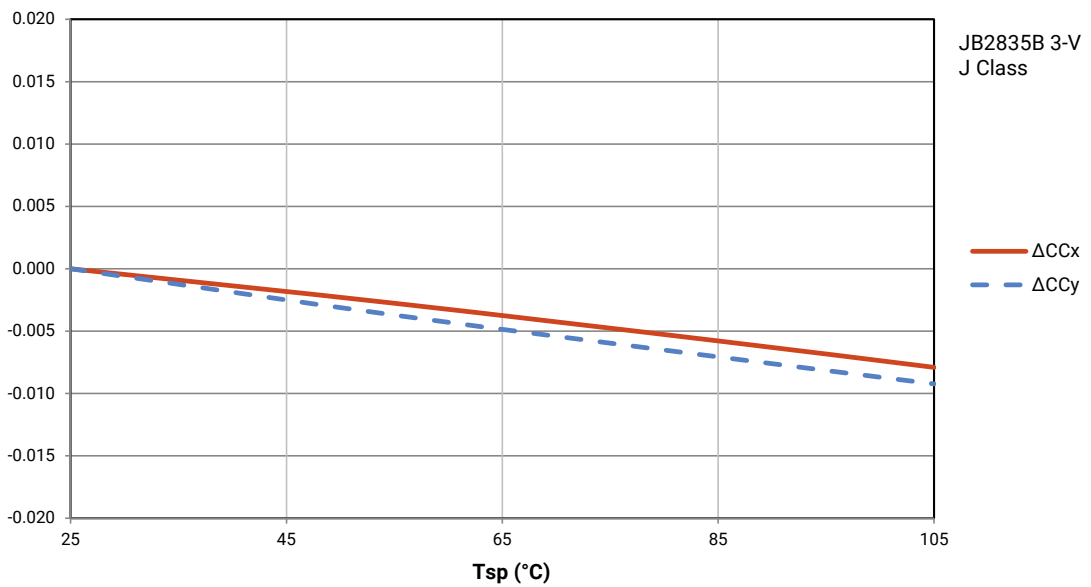
ELECTRICAL CHARACTERISTICS - JB2835B 3-V J CLASS



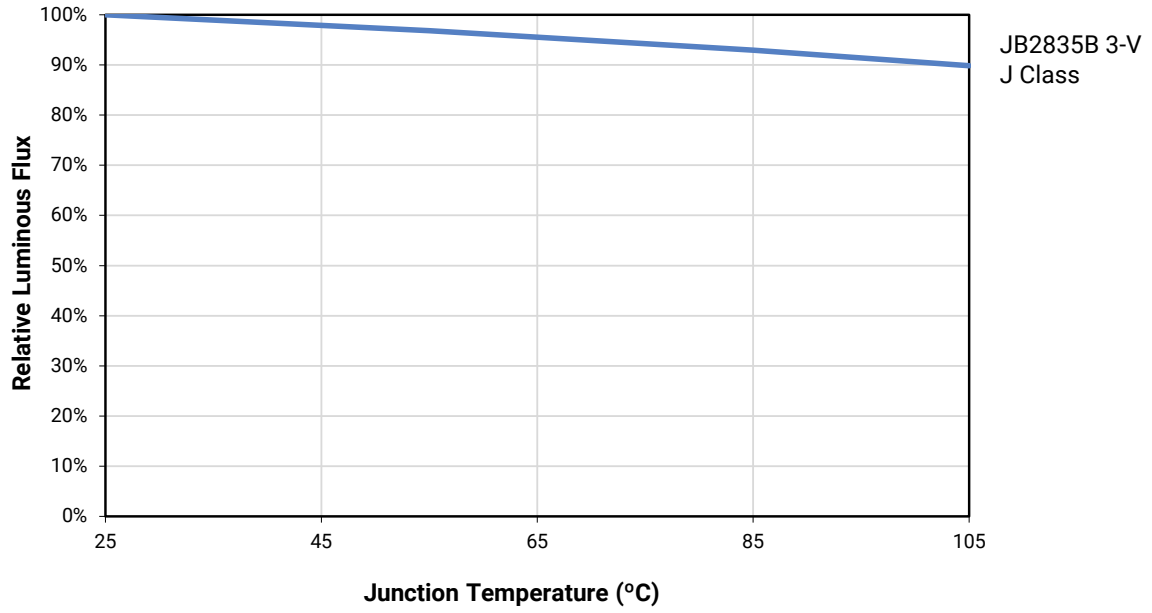
RELATIVE CHROMATICITY VS. CURRENT - JB2835B 3-V J CLASS



RELATIVE CHROMATICITY VS. TEMPERATURE - JB2835B 3-V J CLASS



RELATIVE LUMINOUS FLUX VS. JUNCTION TEMPERATURE - JB2835B 3-V J CLASS

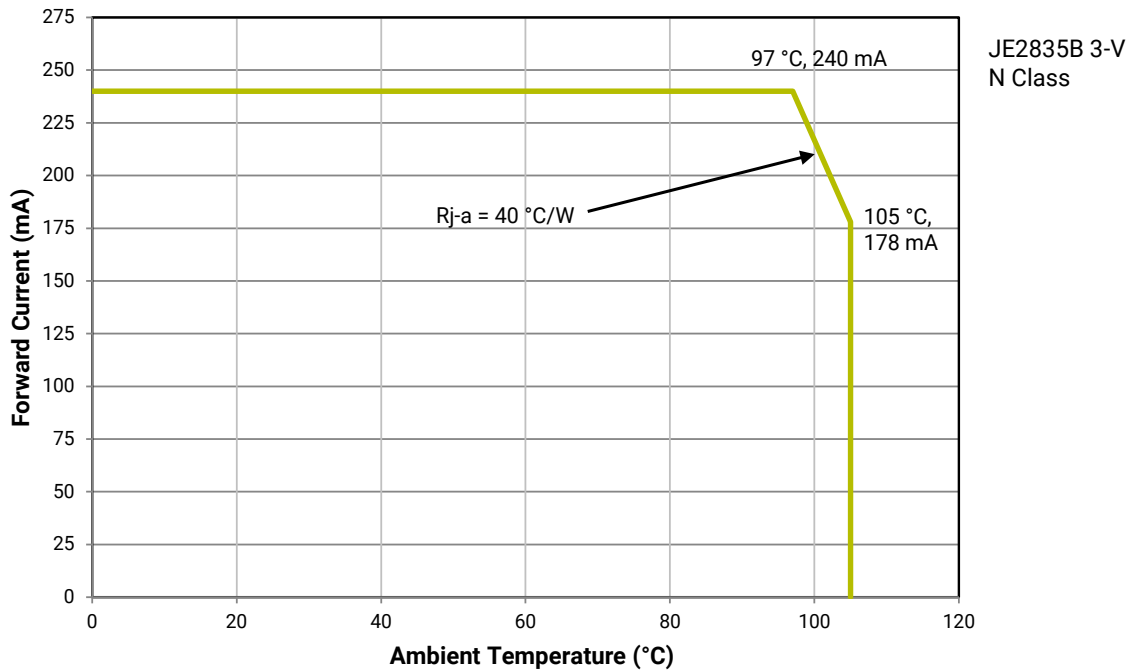


CHARACTERISTICS - JE2835B 3-V N CLASS

Characteristics	Unit	Minimum	Typical	Maximum
Thermal resistance, junction to solder point	°C/W		11	
Viewing angle (FWHM)	degrees		120	
Temperature coefficient of voltage	mV/°C		-1.4	
ESD withstand voltage (JEDEC JS-001-2012)			Class 2	
DC forward current	mA			240
Reverse voltage	V			5
Forward voltage (@ 150 mA, 25 °C)	V		2.86	3.0
LED junction temperature	°C			125
Operating temperature	°C	-40		105

OPERATING LIMITS - JE2835B 3-V N CLASS

The maximum forward current is determined by the thermal resistance between the LED junction and ambient.



FLUX CHARACTERISTICS, ORDER CODES AND BINS - JE2835B 3-V N CLASS ($I_F = 150 \text{ mA}$, $T_J = 25 \text{ °C}$)

The following table provides order codes for J Series JE2835B 3-V N Class LEDs. For a complete description of the order code nomenclature, please see the Order Code and Bin Code Formats section (page 3). For definitions of the chromaticity kits, please see the Performance Groups - Chromaticity section (page 41).

Nominal CCT	Minimum CRI	Minimum Flux (lm) @ 25 °C	Typical Flux (lm) @ 25 °C	Typical Flux (lm) @ 85 °C*	Order Code	
					3-Step	Kitted 3-Step**
6500 K	70	78.0	82.9	74.8	JE2835BWT-N-B65GA0000-N0000001	JE2835BWT-N-B65EA0000-N0000001
	80	75.0	77.1	69.6	JE2835BWT-N-H65GA0000-N0000001	JE2835BWT-N-H65EA0000-N0000001
	90	63.0	66.0	59.5	JE2835BWT-N-U65GA0000-N0000001	JE2835BWT-N-U65EA0000-N0000001
5700 K	70	81.0	82.9	74.8	JE2835BWT-N-B57GA0000-N0000001	JE2835BWT-N-B57EA0000-N0000001
	80	75.0	78.1	70.5	JE2835BWT-N-H57GA0000-N0000001	JE2835BWT-N-H57EA0000-N0000001
	90	63.0	66.0	59.5	JE2835BWT-N-U57GA0000-N0000001	JE2835BWT-N-U57EA0000-N0000001
5000 K	70	81.0	82.9	74.8	JE2835BWT-N-B50GA0000-N0000001	JE2835BWT-N-B50EA0000-N0000001
	80	75.0	78.1	70.5	JE2835BWT-N-H50GA0000-N0000001	JE2835BWT-N-H50EA0000-N0000001
	90	63.0	66.0	59.5	JE2835BWT-N-U50GA0000-N0000001	JE2835BWT-N-U50EA0000-N0000001
4000 K	70	81.0	82.9	74.8	JE2835BWT-N-B40GA0000-N0000001	JE2835BWT-N-B40EA0000-N0000001
	80	75.0	78.1	70.5	JE2835BWT-N-H40GA0000-N0000001	JE2835BWT-N-H40EA0000-N0000001
	90	63.0	66.0	59.5	JE2835BWT-N-U40GA0000-N0000001	JE2835BWT-N-U40EA0000-N0000001
3500 K	70	78.0	79.9	72.1	JE2835BWT-N-B35GA0000-N0000001	JE2835BWT-N-B35EA0000-N0000001
	80	72.0	75.8	68.4	JE2835BWT-N-H35GA0000-N0000001	JE2835BWT-N-H35EA0000-N0000001
	90	63.0	64.2	57.9	JE2835BWT-N-U35GA0000-N0000001	JE2835BWT-N-U35EA0000-N0000001
3000 K	70	75.0	77.9	70.3	JE2835BWT-N-B30GA0000-N0000001	JE2835BWT-N-B30EA0000-N0000001
	80	72.0	73.8	66.6	JE2835BWT-N-H30GA0000-N0000001	JE2835BWT-N-H30EA0000-N0000001
	90	60.0	62.1	56	JE2835BWT-N-U30GA0000-N0000001	JE2835BWT-N-U30EA0000-N0000001
2700 K	70	72.0	74.9	67.6	JE2835BWT-N-B27GA0000-N0000001	JE2835BWT-N-B27EA0000-N0000001
	80	69.0	70.7	63.8	JE2835BWT-N-H27GA0000-N0000001	JE2835BWT-N-H27EA0000-N0000001
	90	57.0	59.3	53.5	JE2835BWT-N-U27GA0000-N0000001	JE2835BWT-N-U27EA0000-N0000001
2200 K	80	57.0	60.2	54.3	JE2835BWT-N-H22GA0000-N0000001	JE2835BWT-N-H22EA0000-N0000001
	90	45.0	50.6	45.7	JE2835BWT-N-U22GA0000-N0000001	JE2835BWT-N-U22EA0000-N0000001

Notes:

- Cree Venture maintains a tolerance of ±7% on flux and power measurements, ±0.005 on chromaticity (CCx, CCy) measurements and ±2 on CRI measurements. See the Measurements section (page 51).
- Cree Venture J Series 2835B LED order codes specify only a minimum flux bin and not a maximum. Cree Venture may ship reels in flux bins higher than the minimum specified by the order code without advance notice. Shipments will always adhere to the chromaticity restrictions specified by the order code.
- * Flux values @ 85 °C are calculated and for reference only.
- ** Contact your Cree LED sales representative for kitted 3-step order code details.

FLUX CHARACTERISTICS, ORDER CODES AND BINS - JE2835B 3-V N CLASS FIDELITY ($I_F = 150 \text{ mA}$, $T_J = 25 \text{ °C}$)

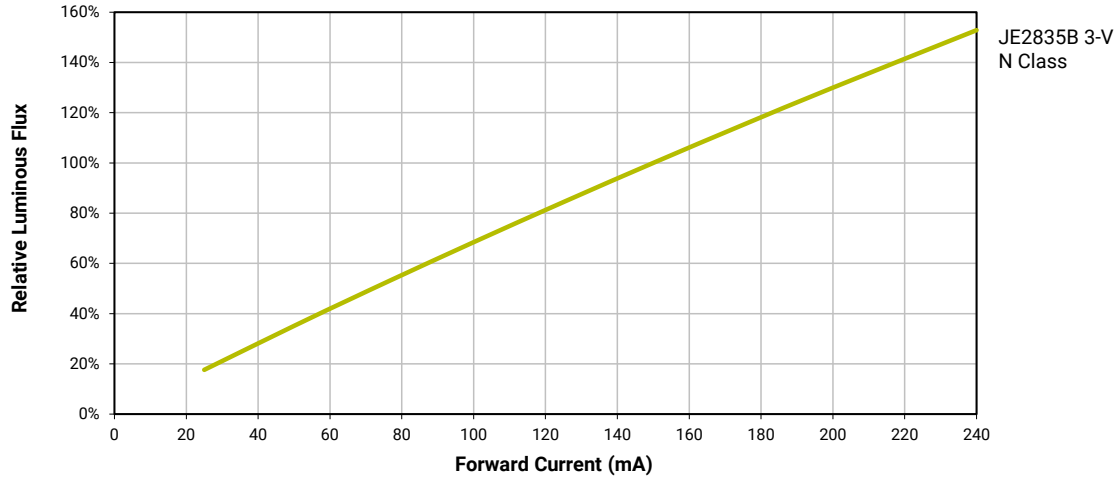
The following table provides order codes for J Series JE2835B 3-V N Class Fidelity LEDs. For a complete description of the order code nomenclature, please see the Order Code and Bin Code Formats section (page 3). For definitions of the chromaticity kits, please see the Performance Groups - Chromaticity section (page 41).

Nominal CCT	Minimum CRI	Minimum Flux (lm) @ 25 °C	Typical Flux (lm) @ 25 °C	Typical Flux (lm) @ 85 °C*	Order Code	
					3-Step	Kitted 3-Step**
6500 K	95	57.0	59.5	53.7	JE2835BWT-N-Z65GA0000-N0000001	JE2835BWT-N-Z65EA0000-N0000001
5000 K	95	57.0	59.5	53.7	JE2835BWT-N-Z50GA0000-N0000001	JE2835BWT-N-Z50EA0000-N0000001
4000 K	95	57.0	59.5	53.7	JE2835BWT-N-Z40GA0000-N0000001	JE2835BWT-N-Z40EA0000-N0000001
3500 K	95	54.0	57	51.4	JE2835BWT-N-Z35GA0000-N0000001	JE2835BWT-N-Z35EA0000-N0000001
3000 K	95	51.0	55.5	50.1	JE2835BWT-N-Z30GA0000-N0000001	JE2835BWT-N-Z30EA0000-N0000001
2700 K	95	48.0	52.5	47.4	JE2835BWT-N-Z27GA0000-N0000001	JE2835BWT-N-Z27EA0000-N0000001

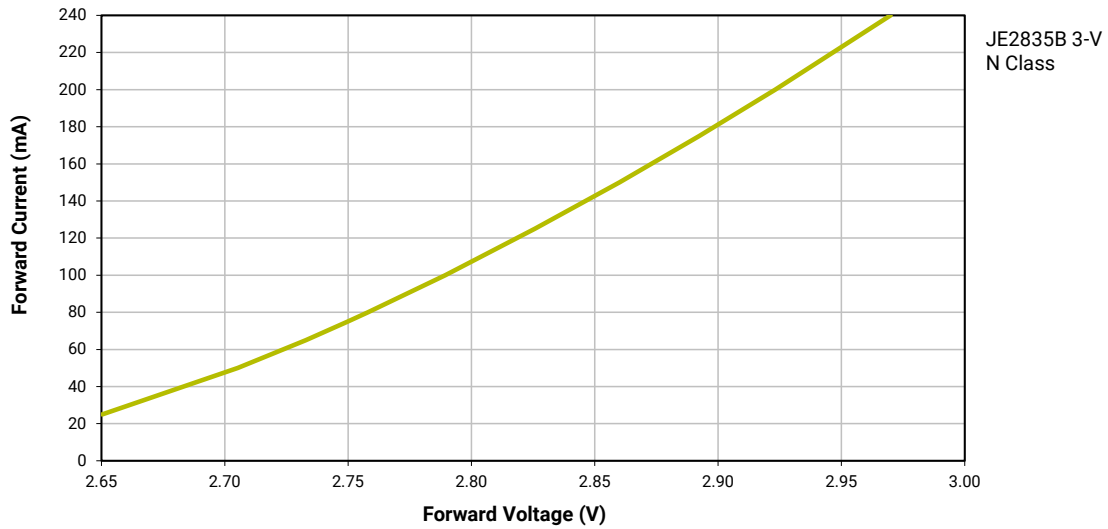
Notes:

- Cree Venture maintains a tolerance of $\pm 7\%$ on flux and power measurements, ± 0.005 on chromaticity (CCx, CCy) measurements and ± 2 on CRI measurements. See the Measurements section (page 51).
- Cree Venture J Series 2835B LED order codes specify only a minimum flux bin and not a maximum. Cree Venture may ship reels in flux bins higher than the minimum specified by the order code without advance notice. Shipments will always adhere to the chromaticity restrictions specified by the order code.
- * Flux values @ 85 °C are calculated and for reference only.
- ** Contact your Cree LED sales representative for kitted 3-step order code details.

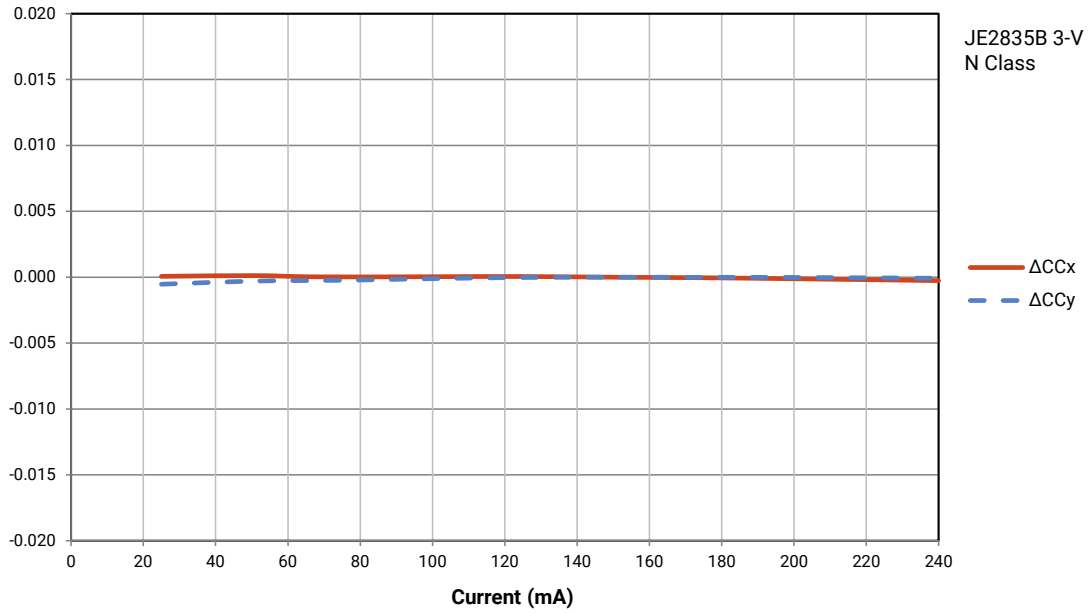
RELATIVE LUMINOUS FLUX VS. CURRENT - JE2835B 3-V N CLASS



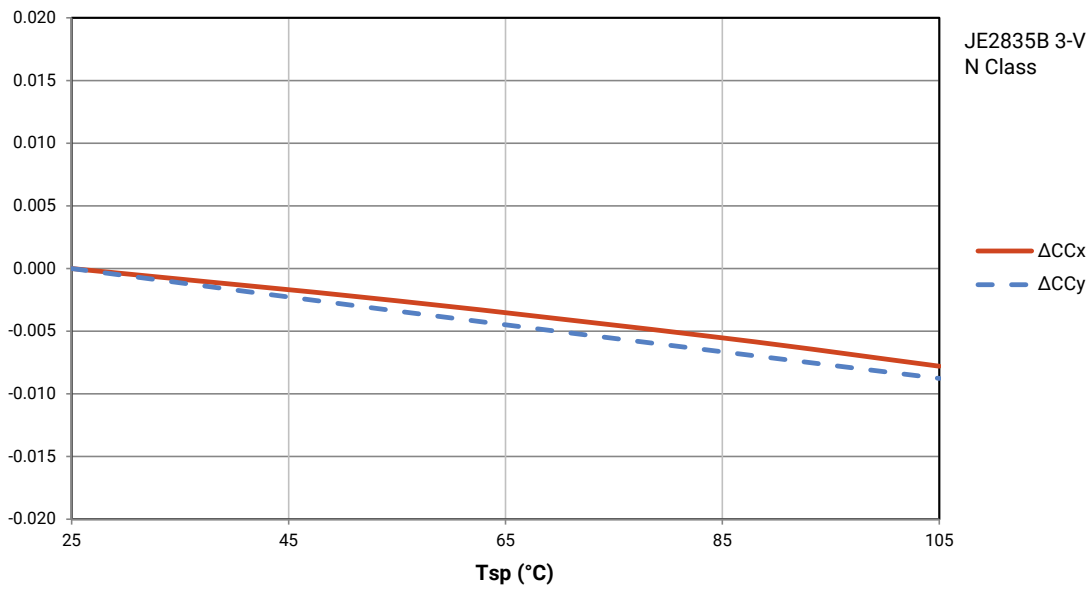
ELECTRICAL CHARACTERISTICS - JE2835B 3-V N CLASS



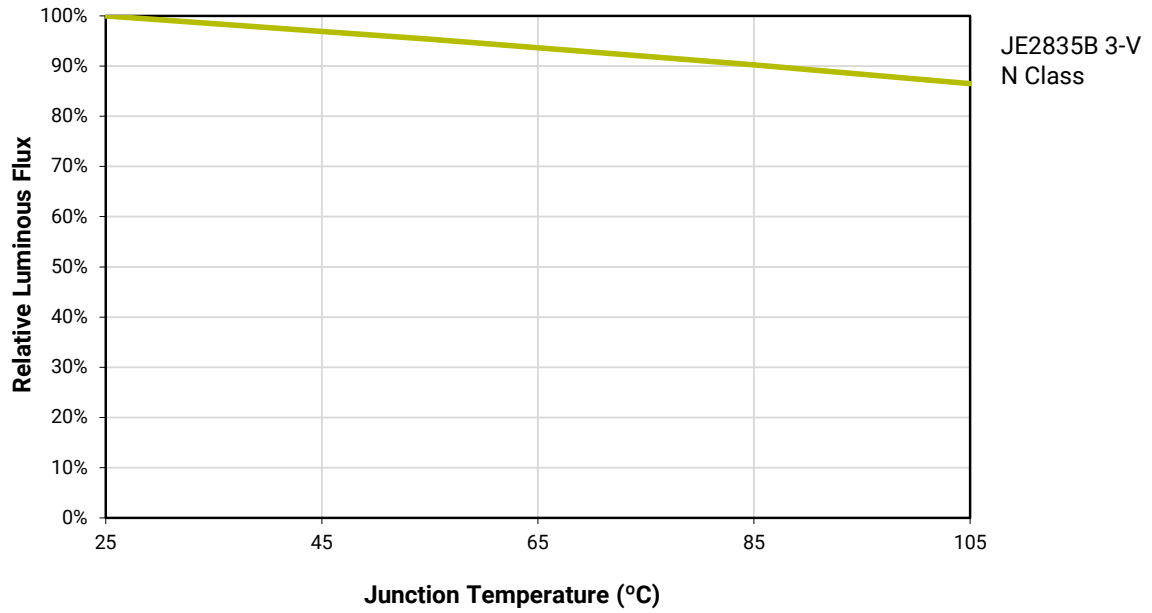
RELATIVE CHROMATICITY VS. CURRENT - JE2835B 3-V N CLASS



RELATIVE CHROMATICITY VS. TEMPERATURE - JE2835B 3-V N CLASS



RELATIVE LUMINOUS FLUX VS. JUNCTION TEMPERATURE - JE2835B 3-V N CLASS

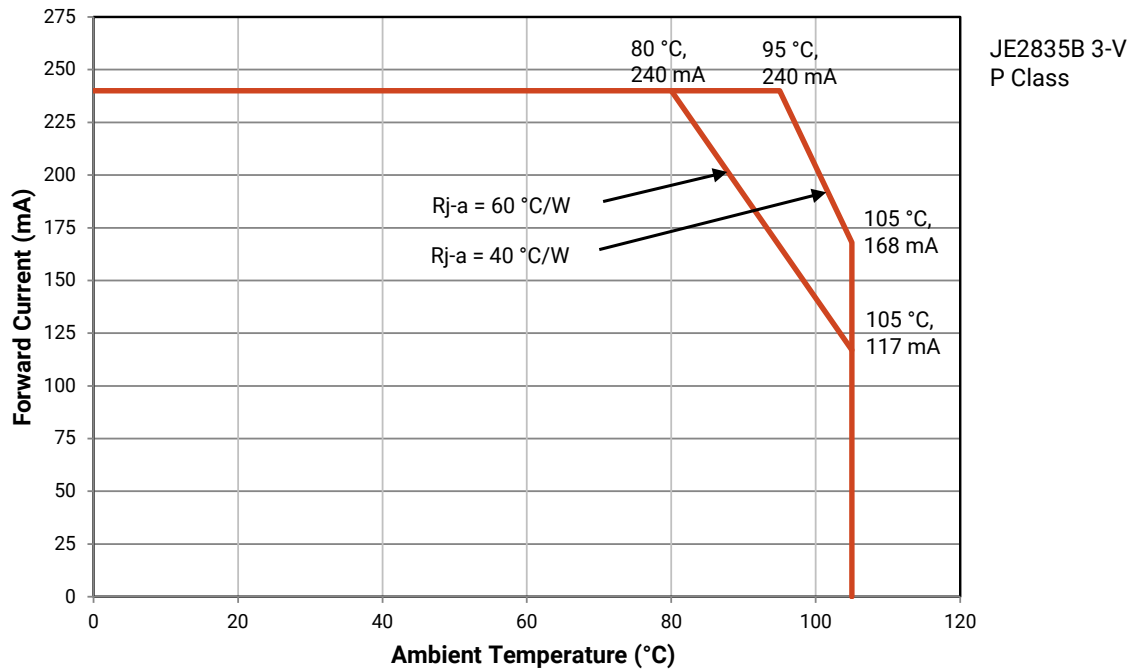


CHARACTERISTICS - JE2835B 3-V P CLASS

Characteristics	Unit	Minimum	Typical	Maximum
Thermal resistance, junction to solder point	°C/W		23	
Viewing angle (FWHM)	degrees		120	
Temperature coefficient of voltage	mV/°C		-1.0	
ESD withstand voltage (JEDEC JS-001-2012)			Class 2	
DC forward current	mA			240
Reverse voltage	V			5
Forward voltage (@ 150 mA, 25 °C)	V		3.04	3.2
LED junction temperature	°C			125
Operating temperature	°C	-40		105

OPERATING LIMITS - JE2835B 3-V P CLASS

The maximum forward current is determined by the thermal resistance between the LED junction and ambient.



FLUX CHARACTERISTICS, ORDER CODES AND BINS - JE2835B 3-V P CLASS ($I_F = 150 \text{ mA}$, $T_j = 25 \text{ °C}$)

The following table provides order codes for J Series JE2835B 3-V P Class LEDs. For a complete description of the order code nomenclature, please see the Order Code and Bin Code Formats section (page 3). For definitions of the chromaticity kits, please see the Performance Groups - Chromaticity section (page 41).

Nominal CCT	Minimum CRI [◇]	Minimum Flux (lm) @ 25 °C	Typical Flux (lm) @ 25 °C	Typical Flux (lm) @ 85 °C*	Order Code	
					3-Step	Kitted 3-Step**
6500 K	70	78.0	80.5	72.4	JE2835BWT-P-B65GA0000-N0000001	JE2835BWT-P-B65EA0000-N0000001
	80	72.0	76.0	68.4	JE2835BWT-P-H65GA0000-N0000001	JE2835BWT-P-H65EA0000-N0000001
	90	63.0	65.0	58.5	JE2835BWT-P-U65GA0000-N0000001	JE2835BWT-P-U65EA0000-N0000001
5700 K	70	78.0	80.5	72.4	JE2835BWT-P-B57GA0000-N0000001	JE2835BWT-P-B57EA0000-N0000001
	80	75.0	77.0	69.3	JE2835BWT-P-H57GA0000-N0000001	JE2835BWT-P-H57EA0000-N0000001
	90	63.0	65.0	58.5	JE2835BWT-P-U57GA0000-N0000001	JE2835BWT-P-U57EA0000-N0000001
5000 K	70	78.0	80.5	72.4	JE2835BWT-P-B50GA0000-N0000001	JE2835BWT-P-B50EA0000-N0000001
	80	75.0	77.0	69.3	JE2835BWT-P-H50GA0000-N0000001	JE2835BWT-P-H50EA0000-N0000001
	90	63.0	65.0	58.5	JE2835BWT-P-U50GA0000-N0000001	JE2835BWT-P-U50EA0000-N0000001
4000 K	70	78.0	80.5	72.4	JE2835BWT-P-B40GA0000-N0000001	JE2835BWT-P-B40EA0000-N0000001
	80	75.0	77.0	69.3	JE2835BWT-P-H40GA0000-N0000001	JE2835BWT-P-H40EA0000-N0000001
	90	63.0	65.0	58.5	JE2835BWT-P-U40GA0000-N0000001	JE2835BWT-P-U40EA0000-N0000001
3500 K	70	75.0	78.5	70.6	JE2835BWT-P-B35GA0000-N0000001	JE2835BWT-P-B35EA0000-N0000001
	80	72.0	74.0	66.6	JE2835BWT-P-H35GA0000-N0000001	JE2835BWT-P-H35EA0000-N0000001
	90	60.0	62.5	56.2	JE2835BWT-P-U35GA0000-N0000001	JE2835BWT-P-U35EA0000-N0000001
3000 K	70	75.0	76.5	68.8	JE2835BWT-P-B30GA0000-N0000001	JE2835BWT-P-B30EA0000-N0000001
	80	69.0	72.0	64.8	JE2835BWT-P-H30GA0000-N0000001	JE2835BWT-P-H30EA0000-N0000001
	90	57.0	60.5	54.4	JE2835BWT-P-U30GA0000-N0000001	JE2835BWT-P-U30EA0000-N0000001
2700 K	70	69.0	73.5	66.1	JE2835BWT-P-B27GA0000-N0000001	JE2835BWT-P-B27EA0000-N0000001
	80	66.0	69.0	62.1	JE2835BWT-P-H27GA0000-N0000001	JE2835BWT-P-H27EA0000-N0000001
	90	54.0	57.5	51.7	JE2835BWT-P-U27GA0000-N0000001	JE2835BWT-P-U27EA0000-N0000001

Notes:

- Cree Venture maintains a tolerance of ±7% on flux and power measurements, ±0.005 on chromaticity (CCx, CCy) measurements and ±2 on CRI measurements. See the Measurements section (page 51).
- Cree Venture J Series 2835 LED order codes specify only a minimum flux bin and not a maximum. Cree Venture may ship reels in flux bins higher than the minimum specified by the order code without advance notice. Shipments will always adhere to the chromaticity restrictions specified by the order code.
- ◇ CRI R9 minimum is 0 for 80 CRI minimum LEDs and 50 for 90 CRI minimum LEDs, with a ±3 tolerance.
- * Flux values @ 85 °C are calculated and for reference only.
- ** Contact your Cree LED sales representative for kitted 3-step order code details.

FLUX CHARACTERISTICS, ORDER CODES AND BINS - JE2835B 3-V P CLASS FIDELITY ($I_F = 150 \text{ mA}$, $T_j = 25 \text{ °C}$)

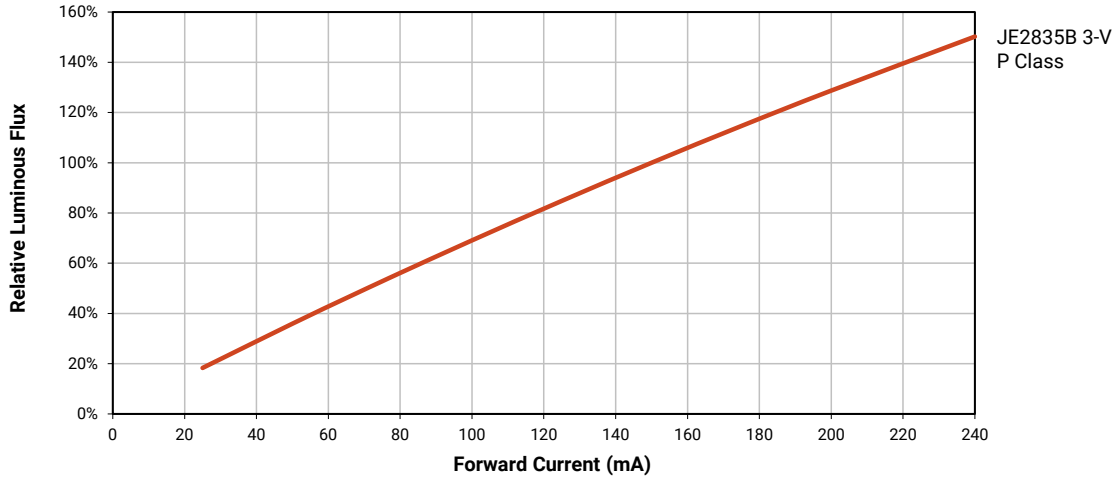
The following table provides order codes for J Series JE2835B 3-V P Class Fidelity LEDs. For a complete description of the order code nomenclature, please see the Order Code and Bin Code Formats section (page 3). For definitions of the chromaticity kits, please see the Performance Groups - Chromaticity section (page 41).

Nominal CCT	Minimum CRI [◇]	Minimum Flux (lm) @ 25 °C	Typical Flux (lm) @ 25 °C	Typical Flux (lm) @ 85 °C*	Order Code	
					3-Step	Kitted 3-Step**
6500 K	95	57.0	59.0	53.1	JE2835BWT-P-Z65GA0000-N0000001	JE2835BWT-P-Z65EA0000-N0000001
5000 K	95	57.0	59.0	53.1	JE2835BWT-P-Z50GA0000-N0000001	JE2835BWT-P-Z50EA0000-N0000001
4000 K	95	57.0	59.0	53.1	JE2835BWT-P-Z40GA0000-N0000001	JE2835BWT-P-Z40EA0000-N0000001
3500 K	95	54.0	56.5	50.8	JE2835BWT-P-Z35GA0000-N0000001	JE2835BWT-P-Z35EA0000-N0000001
3000 K	95	51.0	55.0	49.5	JE2835BWT-P-Z30GA0000-N0000001	JE2835BWT-P-Z30EA0000-N0000001
2700 K	95	48.0	52.0	46.8	JE2835BWT-P-Z27GA0000-N0000001	JE2835BWT-P-Z27EA0000-N0000001

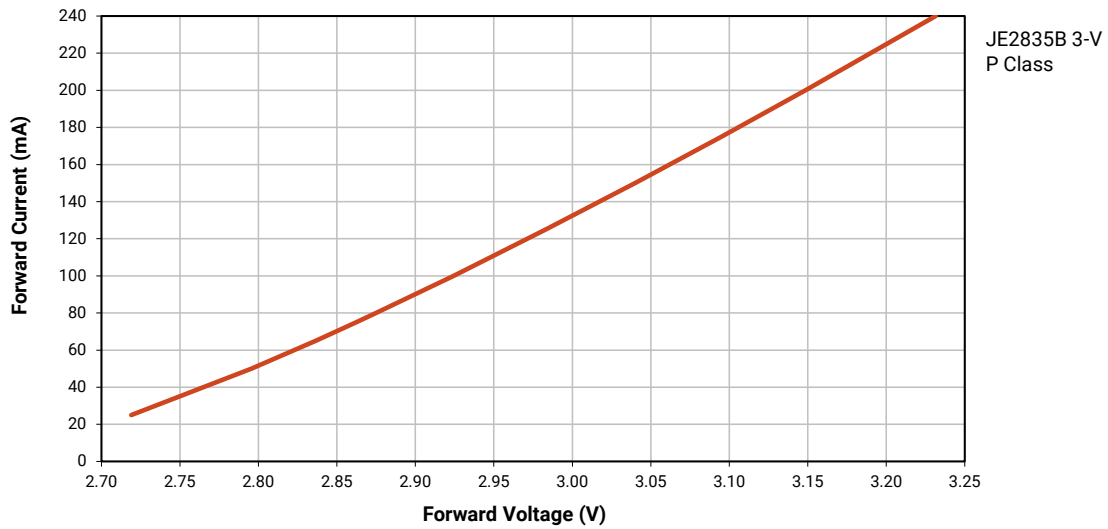
Notes:

- Cree Venture maintains a tolerance of $\pm 7\%$ on flux and power measurements, ± 0.005 on chromaticity (CCx, CCy) measurements and ± 2 on CRI measurements. See the Measurements section (page 51).
- Cree Venture J Series 2835 LED order codes specify only a minimum flux bin and not a maximum. Cree Venture may ship reels in flux bins higher than the minimum specified by the order code without advance notice. Shipments will always adhere to the chromaticity restrictions specified by the order code.
- ◇ CRI R9 minimum is 0 for 80 CRI minimum LEDs and 50 for 90 CRI minimum LEDs, with a ± 3 tolerance.
- * Flux values @ 85 °C are calculated and for reference only.
- ** Contact your Cree LED sales representative for kitted 3-step order code details.

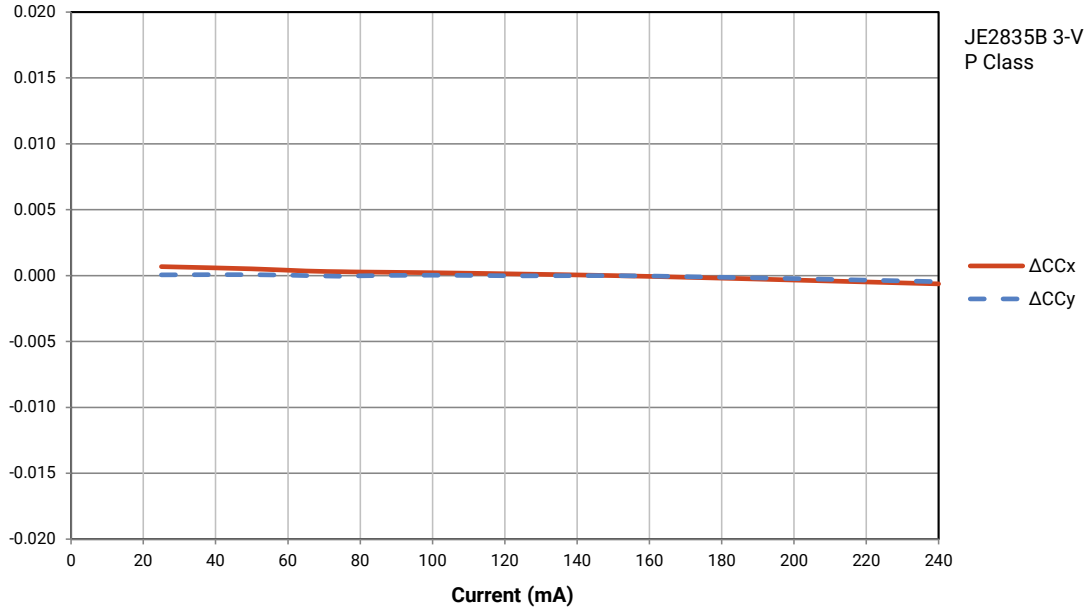
RELATIVE LUMINOUS FLUX VS. CURRENT - JE2835B 3-V P CLASS



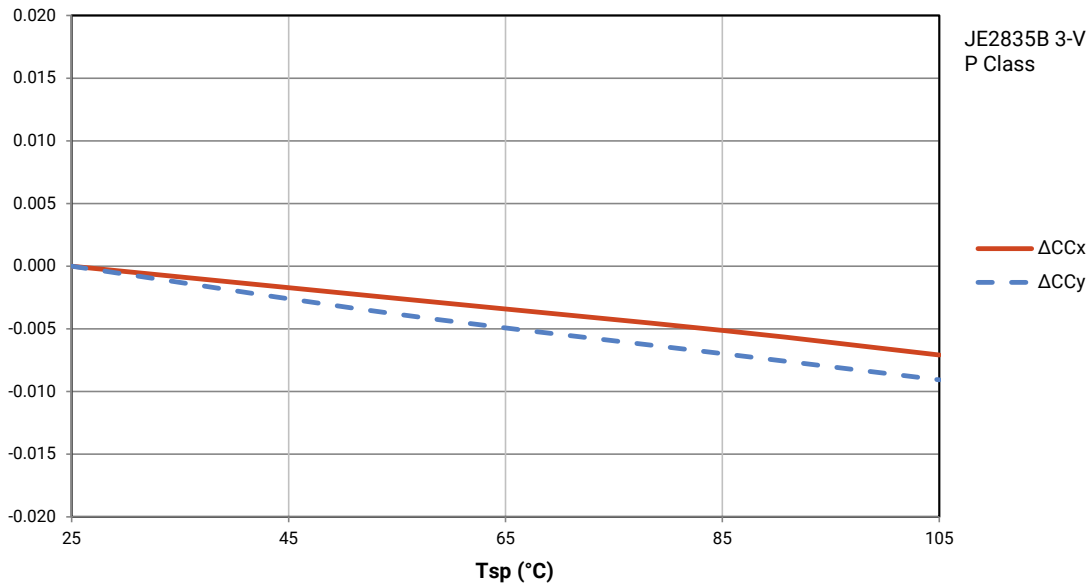
ELECTRICAL CHARACTERISTICS - JE2835B 3-V P CLASS



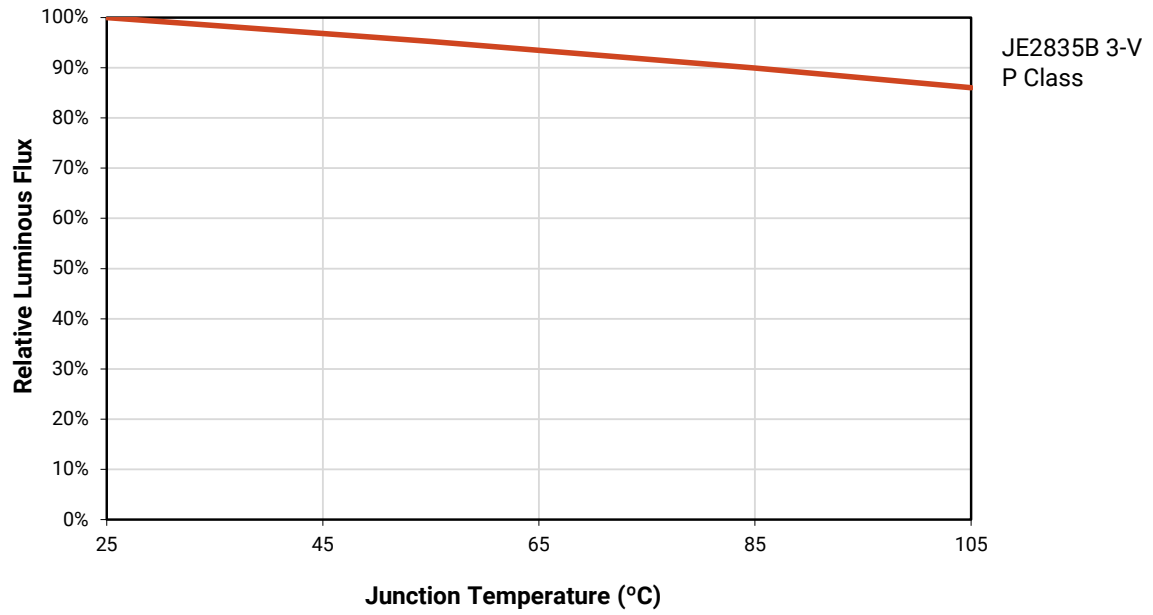
RELATIVE CHROMATICITY VS. CURRENT - JE2835B 3-V P CLASS



RELATIVE CHROMATICITY VS. TEMPERATURE - JE2835B 3-V P CLASS



RELATIVE LUMINOUS FLUX VS. JUNCTION TEMPERATURE - JE2835B 3-V P CLASS

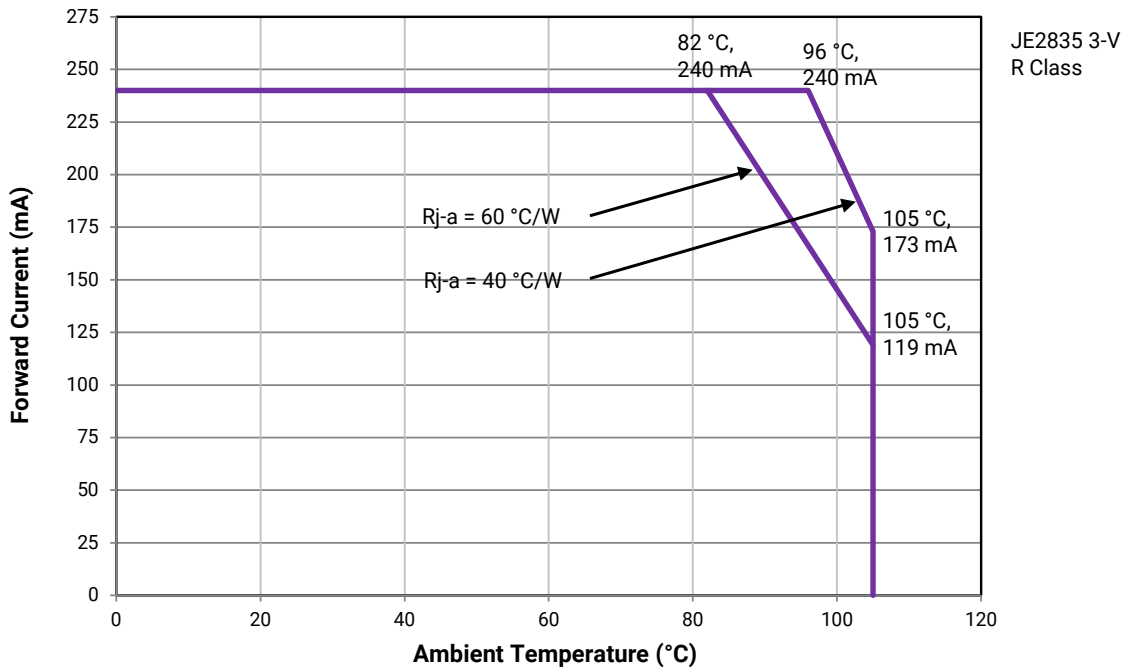


CHARACTERISTICS - JE2835 3-V R CLASS

Characteristics	Unit	Minimum	Typical	Maximum
Thermal resistance, junction to solder point	°C/W		20	
Viewing angle (FWHM)	degrees		120	
Temperature coefficient of voltage	mV/°C		-1.4	
ESD withstand voltage (JEDEC JS-001-2012)			Class 2	
DC forward current	mA			240
Reverse voltage	V			5
Forward voltage (@ 150 mA, 25 °C)	V		2.95	3.1
LED junction temperature	°C			125
Operating temperature	°C	-40		105

OPERATING LIMITS - JE2835 3-V R CLASS

The maximum forward current is determined by the thermal resistance between the LED junction and ambient.



FLUX CHARACTERISTICS, ORDER CODES AND BINS - JE2835 3-V R CLASS ($I_f = 150 \text{ mA}$, $T_j = 25 \text{ °C}$)

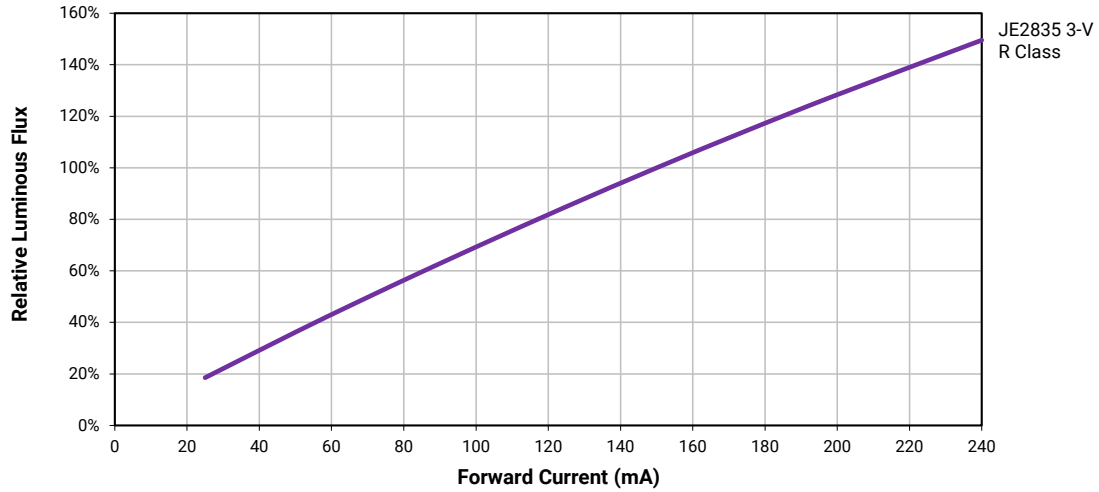
The following table provides order codes for J Series JE2835 3-V R Class LEDs. For a complete description of the order code nomenclature, please see the Order Code and Bin Code Formats section (page 3). For definitions of the chromaticity kits, please see the Performance Groups - Chromaticity section (page 41).

Nominal CCT	Minimum CRI [◇]	Minimum Flux (lm) @ 25 °C	Typical Flux (lm) @ 25 °C	Typical Flux (lm) @ 85 °C*	Order Code	
					3-Step	Kitted 3-Step**
6500 K	70	75.0	76.5	68.4	JE2835AWT-R-B65GA0000-N0000001	JE2835AWT-R-B65EA0000-N0000001
	80	72.0	73.5	65.7	JE2835AWT-R-H65GA0000-N0000001	JE2835AWT-R-H65EA0000-N0000001
	90	60.0	62.5	55.9	JE2835AWT-R-U65GA0000-N0000001	JE2835AWT-R-U65EA0000-N0000001
5700 K	70	75.0	76.5	68.4	JE2835AWT-R-B57GA0000-N0000001	JE2835AWT-R-B57EA0000-N0000001
	80	72.0	73.5	65.7	JE2835AWT-R-H57GA0000-N0000001	JE2835AWT-R-H57EA0000-N0000001
	90	60.0	62.5	55.9	JE2835AWT-R-U57GA0000-N0000001	JE2835AWT-R-U57EA0000-N0000001
5000 K	70	75.0	76.5	68.4	JE2835AWT-R-B50GA0000-N0000001	JE2835AWT-R-B50EA0000-N0000001
	80	72.0	73.5	65.7	JE2835AWT-R-H50GA0000-N0000001	JE2835AWT-R-H50EA0000-N0000001
	90	60.0	62.5	55.9	JE2835AWT-R-U50GA0000-N0000001	JE2835AWT-R-U50EA0000-N0000001
4000 K	70	75.0	76.5	68.4	JE2835AWT-R-B40GA0000-N0000001	JE2835AWT-R-B40EA0000-N0000001
	80	72.0	73.5	65.7	JE2835AWT-R-H40GA0000-N0000001	JE2835AWT-R-H40EA0000-N0000001
	90	60.0	62.5	55.9	JE2835AWT-R-U40GA0000-N0000001	JE2835AWT-R-U40EA0000-N0000001
3500 K	70	72.0	74.5	66.6	JE2835AWT-R-B35GA0000-N0000001	JE2835AWT-R-B35EA0000-N0000001
	80	69.0	72.0	64.4	JE2835AWT-R-H35GA0000-N0000001	JE2835AWT-R-H35EA0000-N0000001
	90	57.0	59.5	53.2	JE2835AWT-R-U35GA0000-N0000001	JE2835AWT-R-U35EA0000-N0000001
3000 K	70	69.0	73.0	65.3	JE2835AWT-R-B30GA0000-N0000001	JE2835AWT-R-B30EA0000-N0000001
	80	69.0	70.5	63.0	JE2835AWT-R-H30GA0000-N0000001	JE2835AWT-R-H30EA0000-N0000001
	90	57.0	58.5	52.3	JE2835AWT-R-U30GA0000-N0000001	JE2835AWT-R-U30EA0000-N0000001
2700 K	70	66.0	68.5	61.3	JE2835AWT-R-B27GA0000-N0000001	JE2835AWT-R-B27EA0000-N0000001
	80	66.0	67.5	60.4	JE2835AWT-R-H27GA0000-N0000001	JE2835AWT-R-H27EA0000-N0000001
	90	54.0	55.5	49.6	JE2835AWT-R-U27GA0000-N0000001	JE2835AWT-R-U27EA0000-N0000001
2200 K	80	54.0	58.5	52.3	JE2835AWT-R-H22GA0000-N0000001	JE2835AWT-R-H22EA0000-N0000001
	90	45.0	49.0	43.8	JE2835AWT-R-U22GA0000-N0000001	JE2835AWT-R-U22EA0000-N0000001

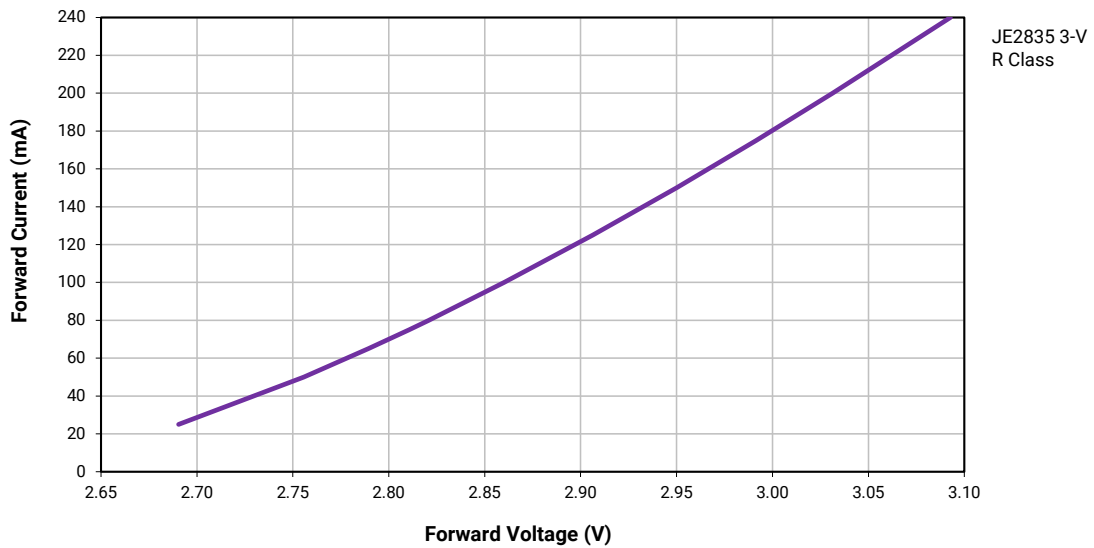
Notes:

- Cree Venture maintains a tolerance of ±7% on flux and power measurements, ±0.005 on chromaticity (CCx, CCy) measurements and ±2 on CRI measurements. See the Measurements section (page 51).
- Cree Venture J Series 2835 LED order codes specify only a minimum flux bin and not a maximum. Cree Venture may ship reels in flux bins higher than the minimum specified by the order code without advance notice. Shipments will always adhere to the chromaticity restrictions specified by the order code.
- ◇ CRI R9 minimum is 0 for 80 CRI minimum LEDs and 50 for 90 CRI minimum LEDs, with a ±3 tolerance.
- * Flux values @ 85 °C are calculated and for reference only.
- ** Contact your Cree LED sales representative for kitted 3-step order code details.

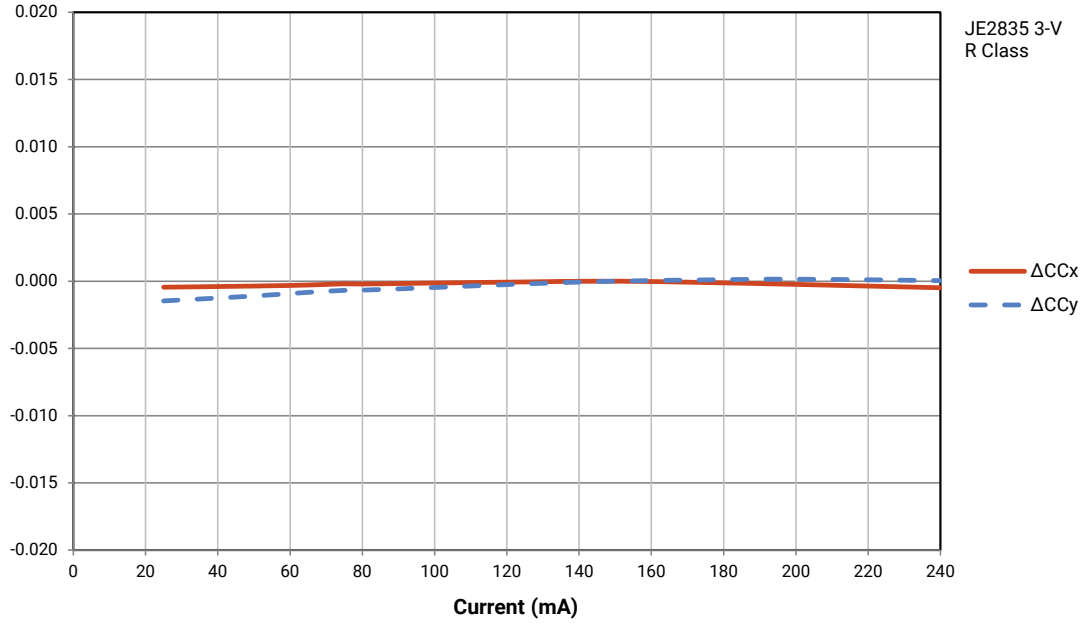
RELATIVE LUMINOUS FLUX VS. CURRENT - JE2835 3-V R CLASS



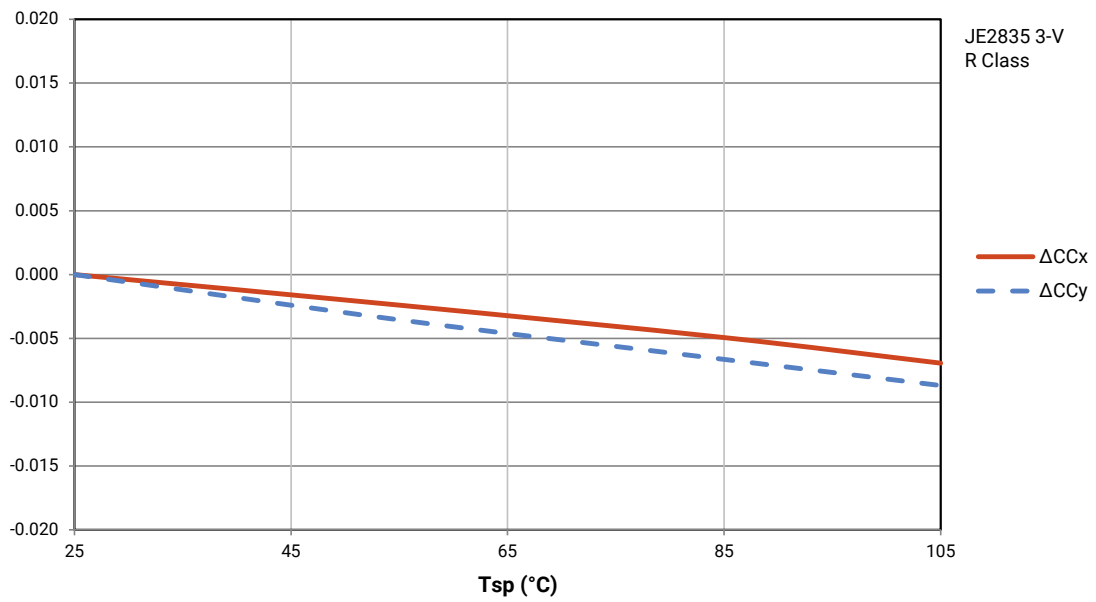
ELECTRICAL CHARACTERISTICS - JE2835 3-V R CLASS



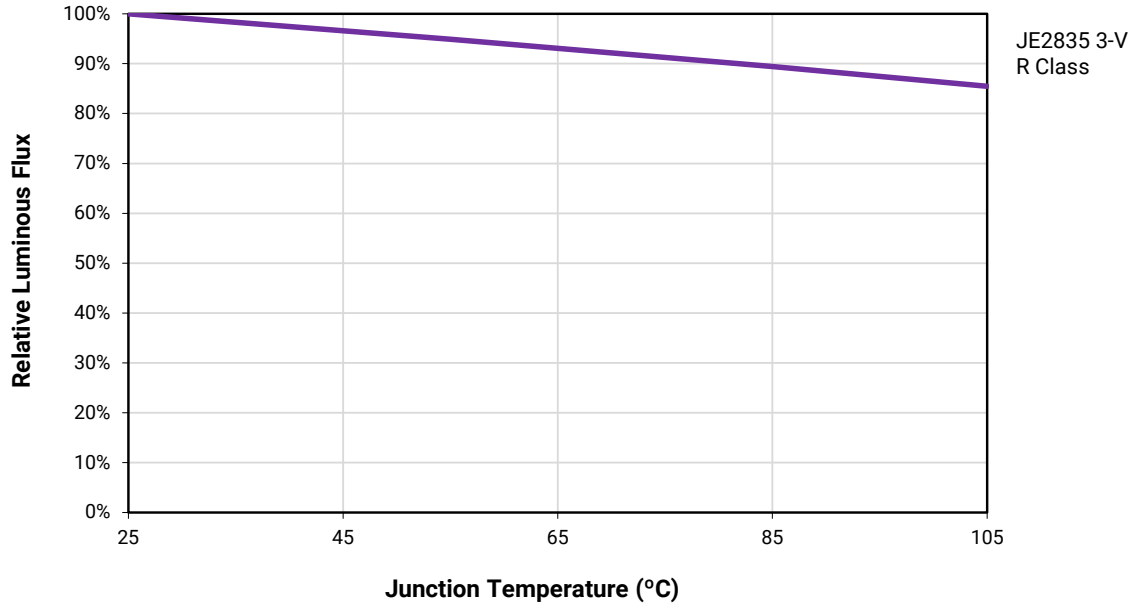
RELATIVE CHROMATICITY VS. CURRENT - JE2835 3-V R CLASS



RELATIVE CHROMATICITY VS. TEMPERATURE - JE2835 3-V R CLASS



RELATIVE LUMINOUS FLUX VS. JUNCTION TEMPERATURE - JE2835 3-V R CLASS

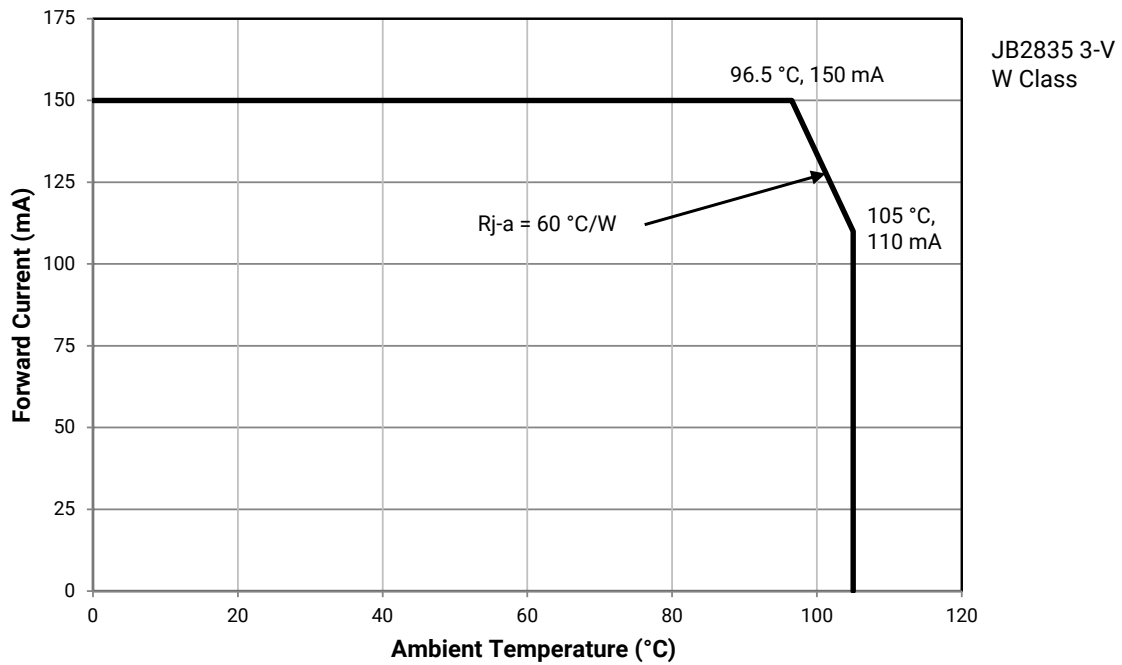


CHARACTERISTICS - JB2835 3-V W CLASS

Characteristics	Unit	Minimum	Typical	Maximum
Thermal resistance, junction to solder point	°C/W		30	
Viewing angle (FWHM)	degrees		120	
Temperature coefficient of voltage	mV/°C		-1.3	
ESD withstand voltage (JEDEC JS-001-2012)			Class 2	
DC forward current	mA			150
Reverse voltage	V			5
Forward voltage (@ 60 mA, 25 °C)	V		2.91	3.1
LED junction temperature	°C			125
Operating temperature	°C	-40		105

OPERATING LIMITS - JB2835 3-V W CLASS

The maximum forward current is determined by the thermal resistance between the LED junction and ambient.



FLUX CHARACTERISTICS, ORDER CODES AND BINS - JB2835 3-V W CLASS ($I_f = 60 \text{ mA}$, $T_j = 25 \text{ °C}$)

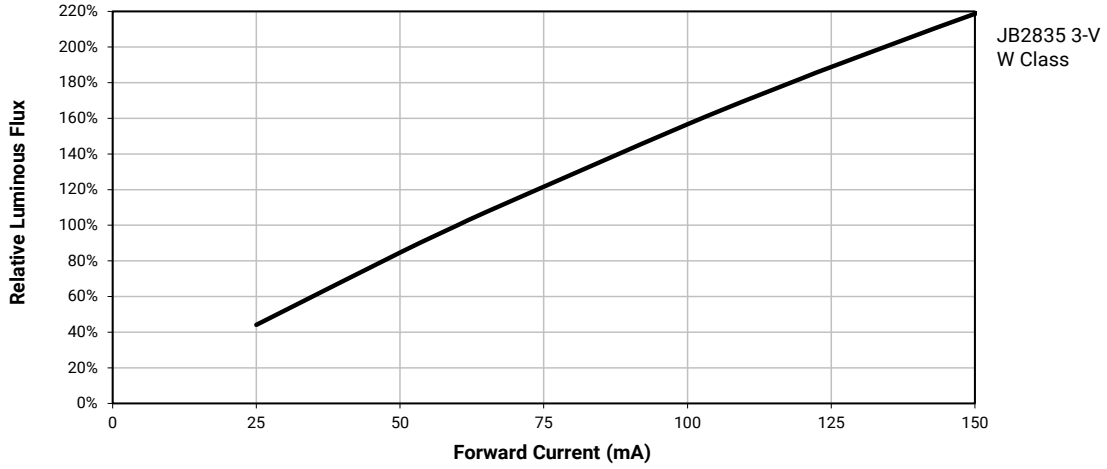
The following table provides order codes for J Series JB2835 3-V W Class LEDs. For a complete description of the order code nomenclature, please see the Order Code and Bin Code Formats section (page 3). For definitions of the chromaticity kits, please see the Performance Groups - Chromaticity section (page 41).

Nominal CCT	Minimum CRI ⁰	Minimum Flux (lm) @ 25 °C	Typical Flux (lm) @ 25 °C	Typical Flux (lm) @ 85 °C*	Order Code	
					3-Step	Kitted 3-Step**
6500 K	80	27.0	30.4	27.2	JB2835AWT-W-H65GA0000-N0000001	JB2835AWT-W-H65EA0000-N0000001
	90	23.0	25.7	23.0	JB2835AWT-W-U65GA0000-N0000001	JB2835AWT-W-U65EA0000-N0000001
5700 K	80	27.0	30.4	27.2	JB2835AWT-W-H57GA0000-N0000001	JB2835AWT-W-H57EA0000-N0000001
	90	23.0	25.7	23.0	JB2835AWT-W-U57GA0000-N0000001	JB2835AWT-W-U57EA0000-N0000001
5000 K	80	27.0	30.4	27.2	JB2835AWT-W-H50GA0000-N0000001	JB2835AWT-W-H50EA0000-N0000001
	90	23.0	25.7	23.0	JB2835AWT-W-U50GA0000-N0000001	JB2835AWT-W-U50EA0000-N0000001
4000 K	80	27.0	30.4	27.2	JB2835AWT-W-H40GA0000-N0000001	JB2835AWT-W-H40EA0000-N0000001
	90	23.0	25.7	23.0	JB2835AWT-W-U40GA0000-N0000001	JB2835AWT-W-U40EA0000-N0000001
3500 K	80	27.0	29.5	26.4	JB2835AWT-W-H35GA0000-N0000001	JB2835AWT-W-H35EA0000-N0000001
	90	21.0	24.8	22.2	JB2835AWT-W-U35GA0000-N0000001	JB2835AWT-W-U35EA0000-N0000001
3000 K	80	27.0	29.1	26.0	JB2835AWT-W-H30GA0000-N0000001	JB2835AWT-W-H30EA0000-N0000001
	90	21.0	24.4	21.8	JB2835AWT-W-U30GA0000-N0000001	JB2835AWT-W-U30EA0000-N0000001
2700 K	80	25.0	27.3	24.4	JB2835AWT-W-H27GA0000-N0000001	JB2835AWT-W-H27EA0000-N0000001
	90	21.0	22.9	20.5	JB2835AWT-W-U27GA0000-N0000001	JB2835AWT-W-U27EA0000-N0000001
2200 K	80	21.0	24.0	21.5	JB2835AWT-W-H22GA0000-N0000001	JB2835AWT-W-H22EA0000-N0000001
	90	17.0	20.1	18.0	JB2835AWT-W-U22GA0000-N0000001	JB2835AWT-W-U22EA0000-N0000001

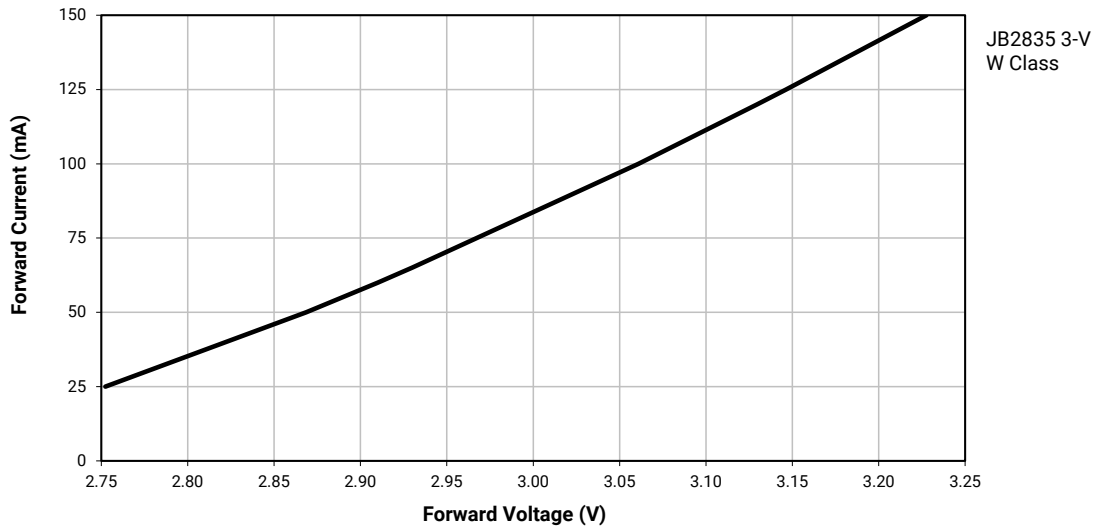
Notes:

- Cree Venture maintains a tolerance of $\pm 7\%$ on flux and power measurements, ± 0.005 on chromaticity (CCx, CCy) measurements and ± 2 on CRI measurements. See the Measurements section (page 51).
- Cree Venture J Series 2835B LED order codes specify only a minimum flux bin and not a maximum. Cree Venture may ship reels in flux bins higher than the minimum specified by the order code without advance notice. Shipments will always adhere to the chromaticity restrictions specified by the order code.
- * Flux values @ 85 °C are calculated and for reference only.
- ** Contact your Cree LED sales representative for kitted 3-step order code details.

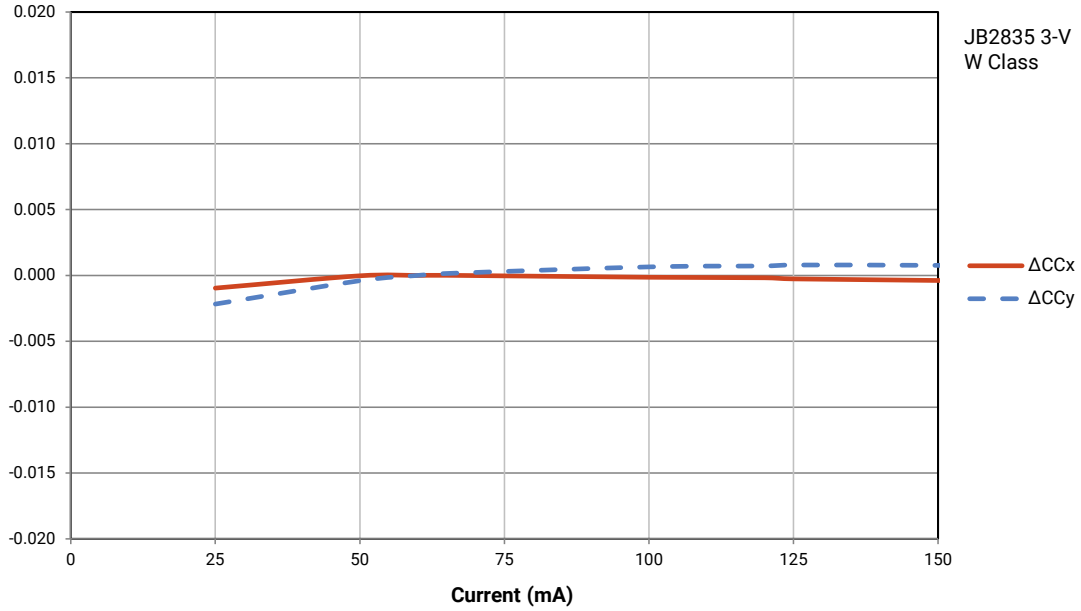
RELATIVE LUMINOUS FLUX VS. CURRENT - JB2835 3-V W CLASS



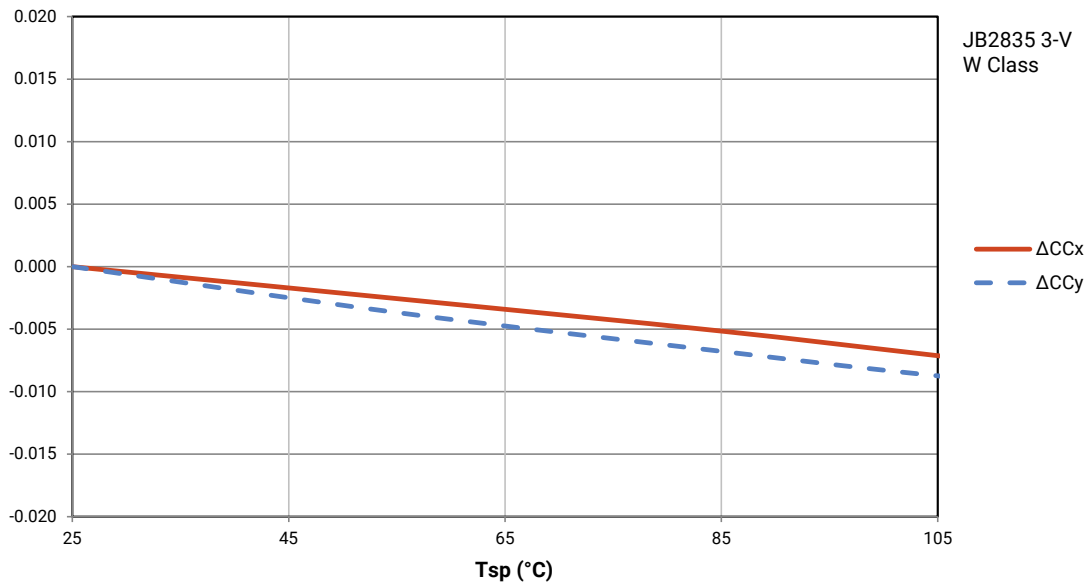
ELECTRICAL CHARACTERISTICS - JB2835 3-V W CLASS



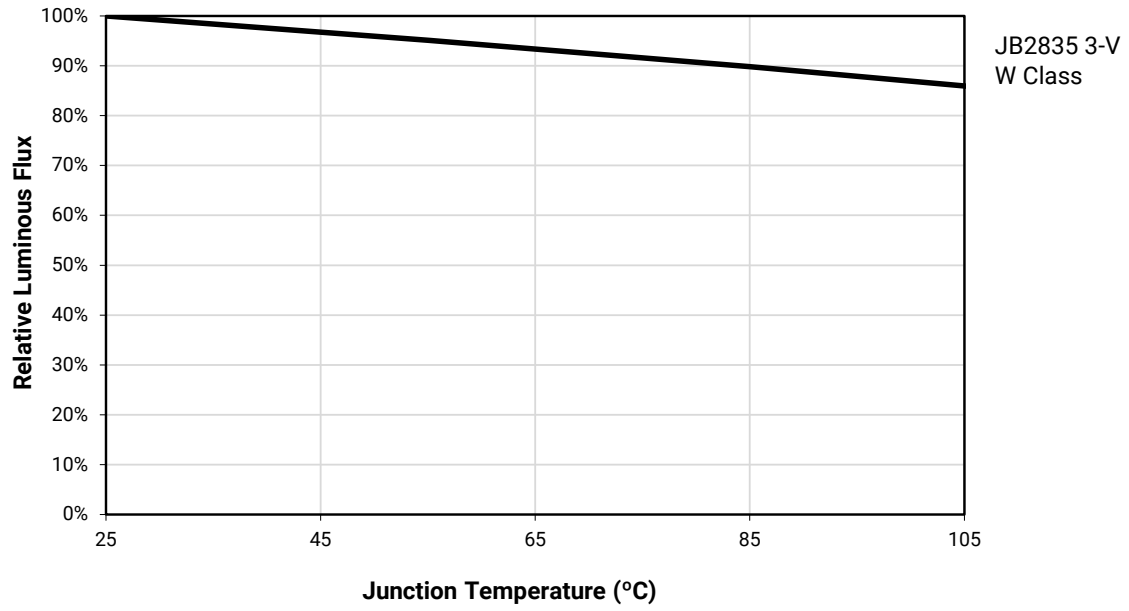
RELATIVE CHROMATICITY VS. CURRENT - JB2835 3-V W CLASS



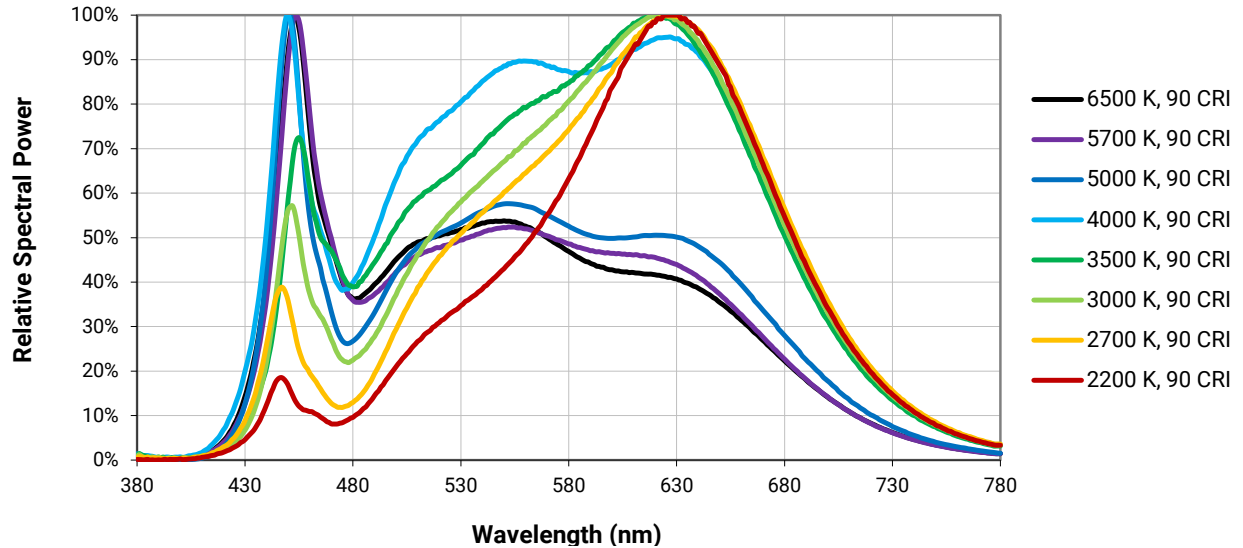
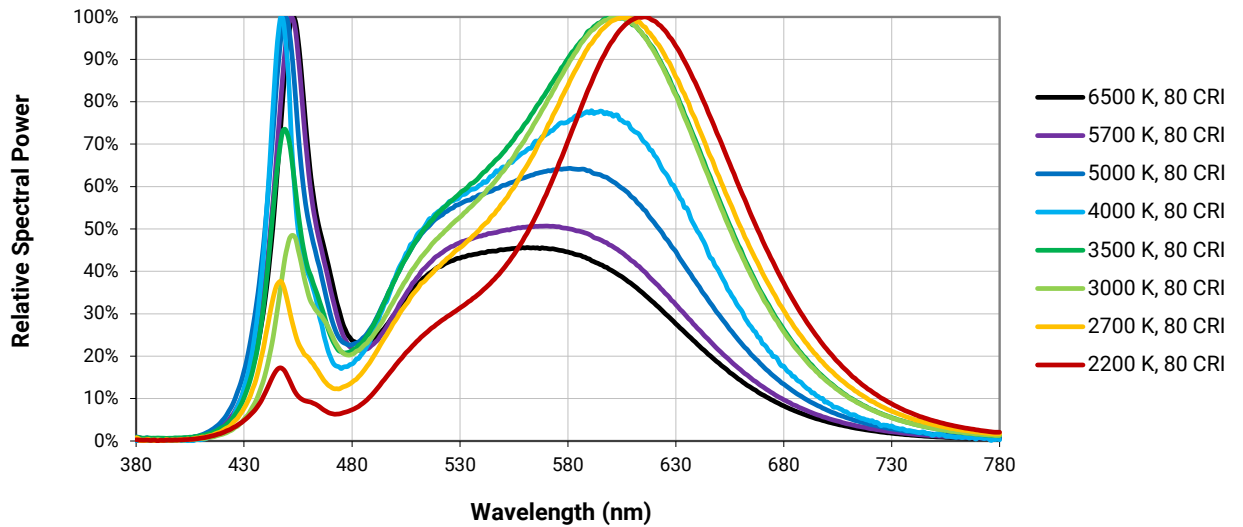
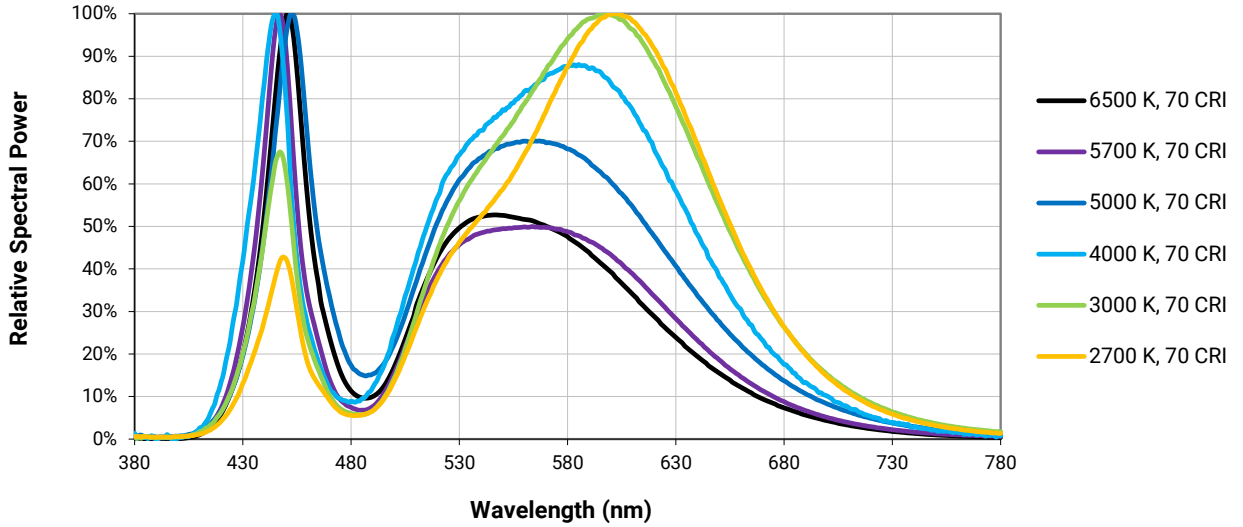
RELATIVE CHROMATICITY VS. TEMPERATURE - JB2835 3-V W CLASS



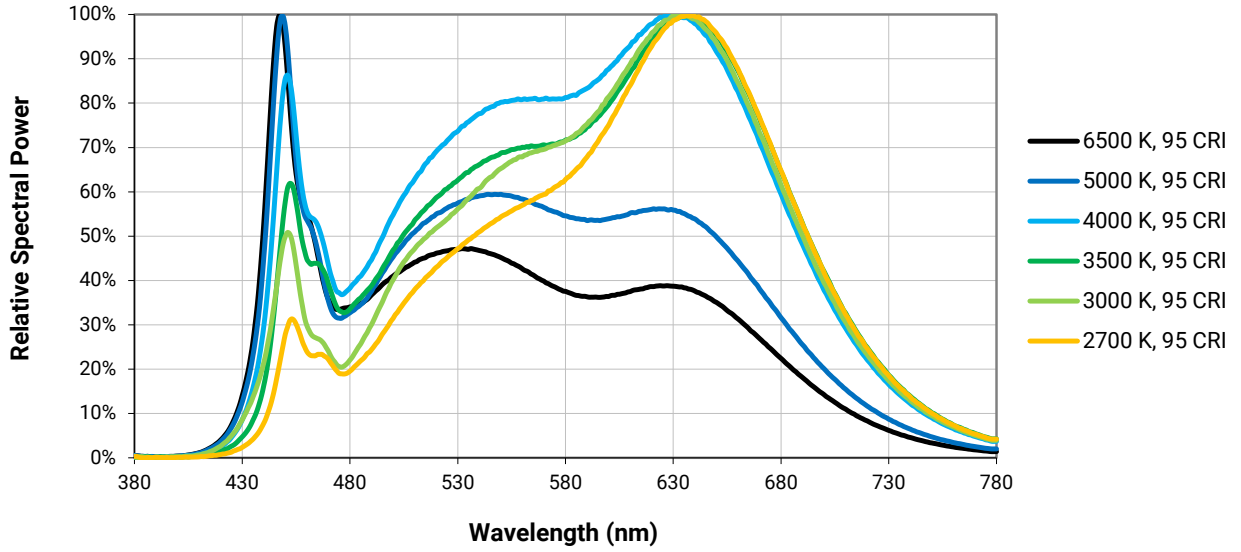
RELATIVE LUMINOUS FLUX VS. JUNCTION TEMPERATURE - JB2835 3-V W CLASS



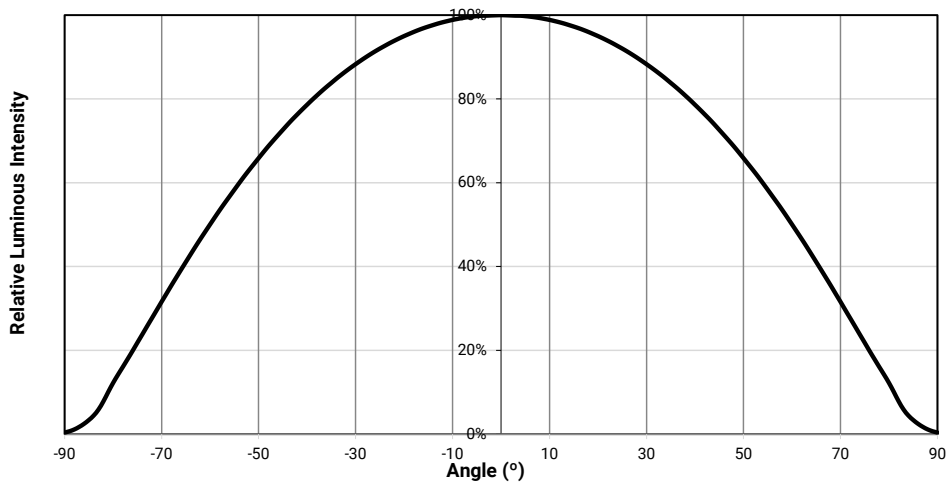
RELATIVE SPECTRAL POWER DISTRIBUTION



RELATIVE SPECTRAL POWER DISTRIBUTION - CONTINUED



TYPICAL SPATIAL DISTRIBUTION



PERFORMANCE GROUPS - LUMINOUS FLUX ($T_j = 25\text{ }^\circ\text{C}$)

J Series JB2835B 3-V G Class and J Class LEDs are tested for luminous flux at 55 mA and placed into one of the following luminous-flux groups.

Group Code	Minimum Luminous Flux (lm)	Maximum Luminous Flux (lm)
C6	19	21
C7	21	23
C8	23	25
C9	25	27
D6	27	29
D7	29	31
D8	31	33
D9	33	35
E6	35	37

J Series JE2835B 3-V N Class, JE2835B 3-V P Class and JE2835 3-V R Class LEDs are tested for luminous flux at 150 mA and placed into one of the following luminous-flux groups.

Group Code	Minimum Luminous Flux (lm)	Maximum Luminous Flux (lm)
E9	45	48
F6	48	51
F7	51	54
F8	54	57
F9	57	60
G6	60	63
G7	63	66
G8	66	69
G9	69	72
H6	72	75
H7	75	78
H8	78	81
H9	81	84
K6	84	87
K7	87	90

PERFORMANCE GROUPS - LUMINOUS FLUX ($T_j = 25\text{ }^\circ\text{C}$) - CONTINUED

J Series JB2835 3-V W Class LEDs are tested for luminous flux at 60 mA and placed into one of the following luminous-flux groups.

Group Code	Minimum Luminous Flux (lm)	Maximum Luminous Flux (lm)
B9	17	19
C6	19	21
C7	21	23
C8	23	25
C9	25	27
D6	27	29
D7	29	31
D8	31	33

PERFORMANCE GROUPS - FORWARD VOLTAGE ($T_j = 25\text{ }^\circ\text{C}$)

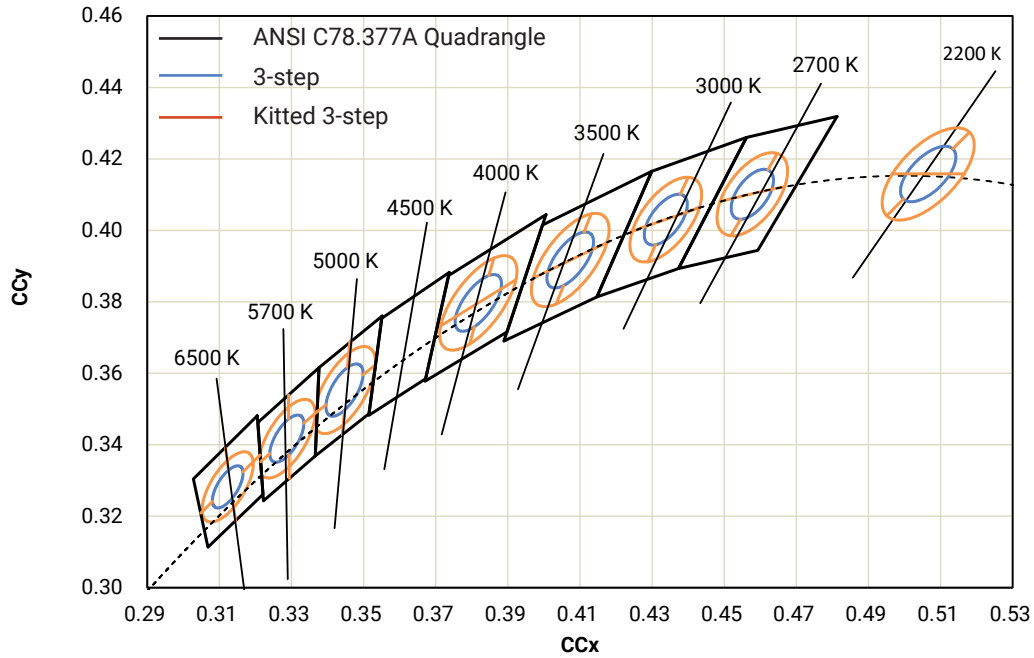
J Series 2835 LEDs are tested for forward voltage and placed into one of the following voltage bins.

The following voltage bins are indicated in the Forward Voltage Bin field in the bin code for JB2835B 3-V G Class, JB2835B 3-V J Class, JE2835B 3-V N Class, JE2835B 3-V P Class, JE2835 3-V R Class and JB2835 3-V W Class LEDs.

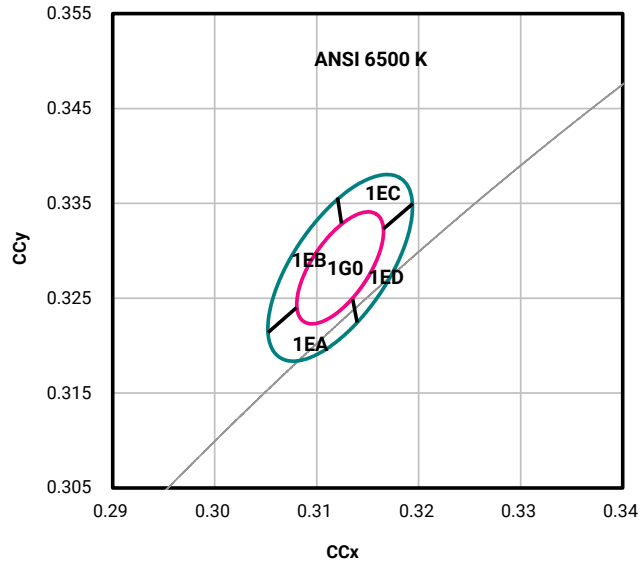
Voltage Bin	Minimum Forward Voltage (V)	Maximum Forward Voltage (V)
AB	2.5	2.6
AC	2.6	2.7
AD	2.7	2.8
AE	2.8	2.9
AF	2.9	3.0
AG	3.0	3.1
AH	3.1	3.2

PERFORMANCE GROUPS - CHROMATICITY ($T_j = 25\text{ }^\circ\text{C}$)

J Series 2835 LEDs are tested for chromaticity and placed into one of the regions defined by the following bounding coordinates.

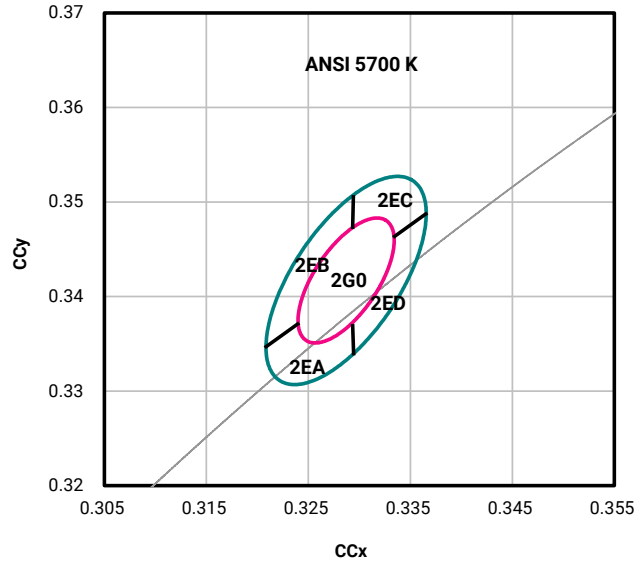


PERFORMANCE GROUPS - CHROMATICITY - CONTINUED ($T_j = 25\text{ }^\circ\text{C}$)



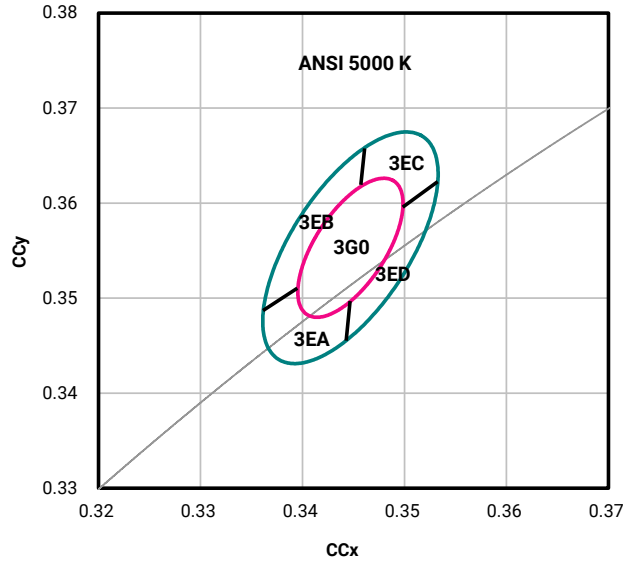
CCT	MacAdam Ellipse	Included Bins	Center Point		Major Axis	Minor Axis	Rotation Angle (°)
			x	y	a	b	
6500 K	3-step	1G0	0.3123	0.3282	0.00669	0.00285	58.57
	Kitted 3-step	1G0, 1EA, 1EB, 1EC, 1ED	0.3123	0.3282	0.01115	0.00475	58.57

PERFORMANCE GROUPS - CHROMATICITY - CONTINUED ($T_j = 25\text{ }^\circ\text{C}$)



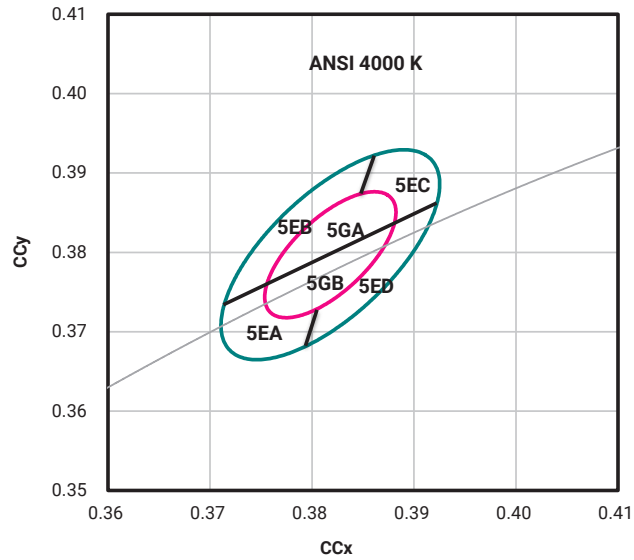
CCT	MacAdam Ellipse	Included Bins	Center Point		Major Axis	Minor Axis	Rotation Angle (°)
			x	y	a	b	
5700 K	3-step	2G0	0.3287	0.3417	0.00746	0.00320	59.09
	Kitted 3-step	2G0, 2EA, 2EB, 2EC, 2ED	0.3287	0.3417	0.01243	0.00533	59.09

PERFORMANCE GROUPS - CHROMATICITY - CONTINUED ($T_j = 25\text{ }^\circ\text{C}$)



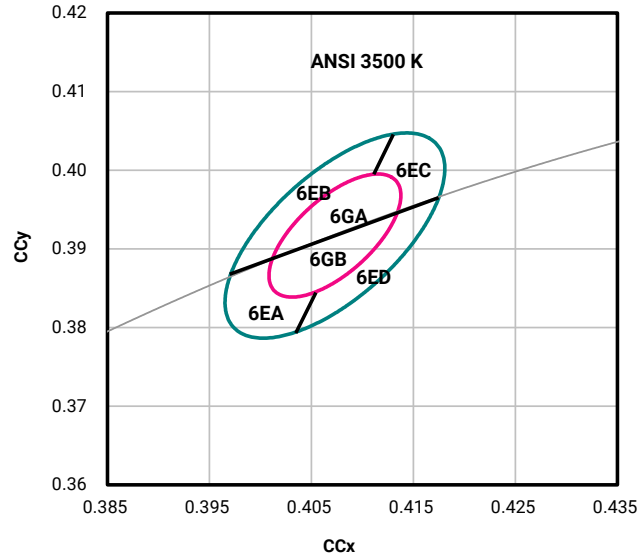
CCT	MacAdam Ellipse	Included Bins	Center Point		Major Axis	Minor Axis	Rotation Angle (°)
			x	y	a	b	
5000 K	3-step	3G0	0.3447	0.3553	0.00822	0.00354	59.62
	Kitted 3-step	3G0, 3EA, 3EB, 3EC, 3ED	0.3447	0.3553	0.01370	0.00590	59.62

PERFORMANCE GROUPS - CHROMATICITY - CONTINUED ($T_j = 25\text{ }^\circ\text{C}$)



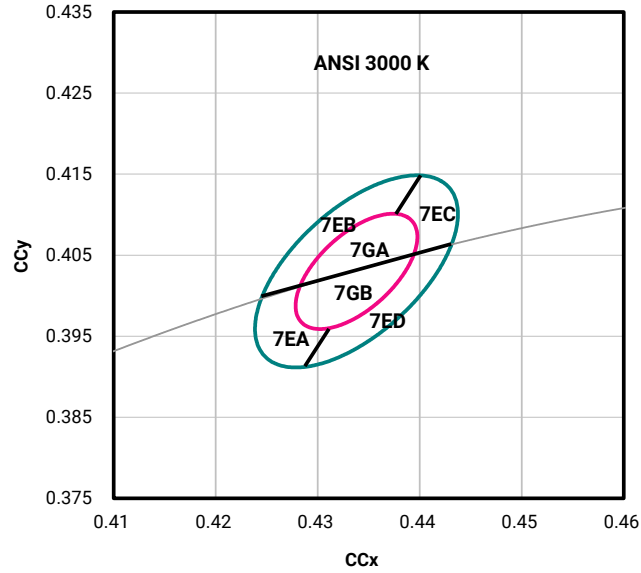
CCT	MacAdam Ellipse	Included Bins	Center Point		Major Axis	Minor Axis	Rotation Angle (°)
			x	y	a	b	
4000 K	3-step	5GA, 5GB	0.3818	0.3797	0.00939	0.00402	53.72
	Kitted 3-step	5GA, 5GB, 5EA, 5EB, 5EC, 5ED	0.3818	0.3797	0.01565	0.00670	53.72

PERFORMANCE GROUPS - CHROMATICITY - CONTINUED ($T_j = 25\text{ }^\circ\text{C}$)



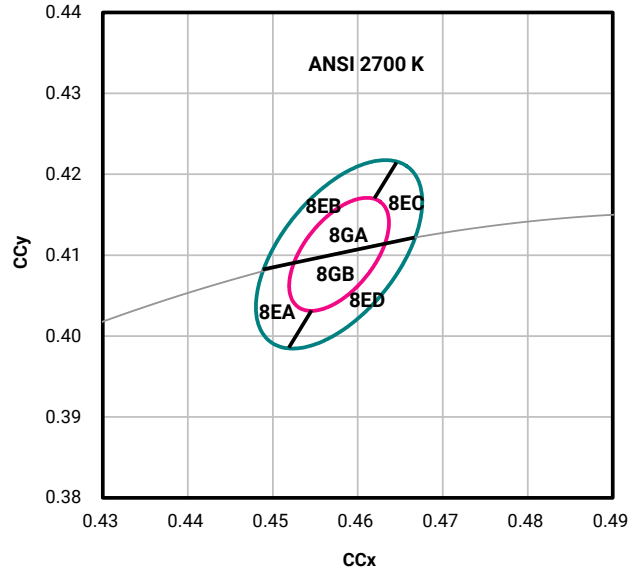
CCT	MacAdam Ellipse	Included Bins	Center Point		Major Axis	Minor Axis	Rotation Angle (°)
			x	y	a	b	
3500 K	3-step	6GA, 6GB	0.4073	0.3917	0.00927	0.00414	53.22
	Kitted 3-step	6GA, 6GB, 6EA, 6EB, 6EC, 6ED	0.4073	0.3917	0.01545	0.00690	53.22

PERFORMANCE GROUPS - CHROMATICITY - CONTINUED ($T_j = 25\text{ }^\circ\text{C}$)



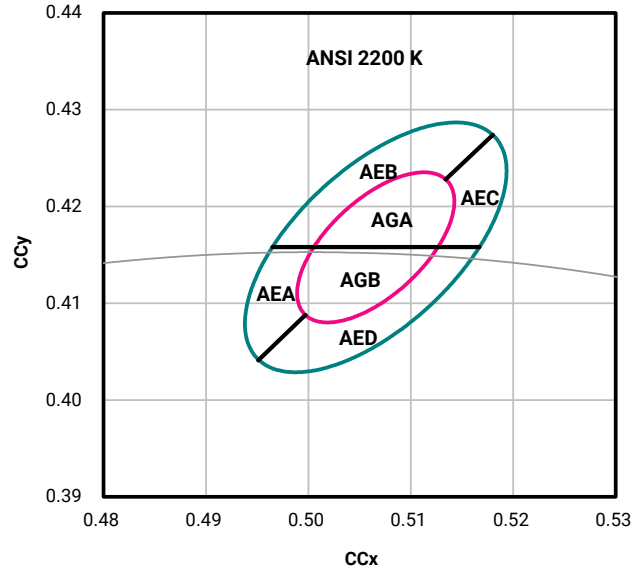
CCT	MacAdam Ellipse	Included Bins	Center Point		Major Axis	Minor Axis	Rotation Angle (°)
			x	y	a	b	
3000 K	3-step	7GA, 7GB	0.4338	0.4030	0.00834	0.00408	53.22
	Kitted 3-step	7GA, 7GB, 7EA, 7EB 7EC, 7ED	0.4338	0.4030	0.01390	0.00680	53.22

PERFORMANCE GROUPS - CHROMATICITY - CONTINUED ($T_j = 25\text{ °C}$)



CCT	MacAdam Ellipse	Included Bins	Center Point		Major Axis	Minor Axis	Rotation Angle (°)
			x	y	a	b	
2700 K	3-step	8GA, 8GB	0.4578	0.4101	0.00810	0.00420	53.70
	Kitted 3-step	8GA, 8GB, 8EA, 8EB, 8EC, 8ED	0.4578	0.4101	0.01350	0.00700	53.70

PERFORMANCE GROUPS - CHROMATICITY - CONTINUED ($T_j = 25\text{ }^\circ\text{C}$)

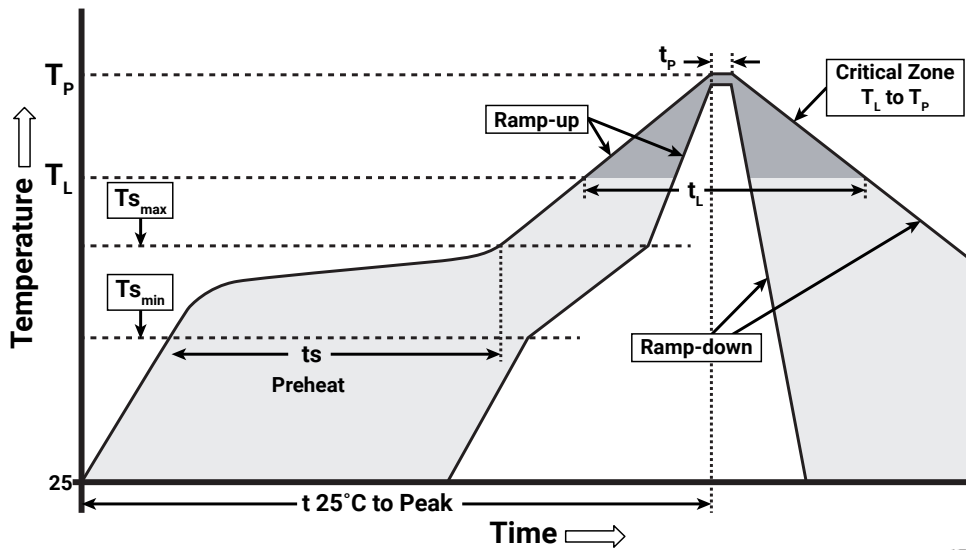


CCT	MacAdam Ellipse	Included Bins	Center Point		Major Axis	Minor Axis	Rotation Angle (°)
			x	y	a	b	
2200 K	3-step	AGA, AGB	0.5066	0.4158	0.0098	0.0048	45.5
	Kitted 3-step	AGA, AGB, AEA, AEB, AEC, AED	0.5066	0.4158	0.0163	0.0080	45.5

REFLOW SOLDERING CHARACTERISTICS

In testing, Cree Venture has found J Series 2835 LEDs to be compatible with JEDEC J-STD-020C, using the parameters listed below. As a general guideline, Cree Venture recommends that users follow the recommended soldering profile provided by the manufacturer of the solder paste used, and therefore it is the lamp or luminaire manufacturer’s responsibility to determine applicable soldering requirements.

Note that this general guideline may not apply to all PCB designs and configurations of reflow soldering equipment.



IPC/JEDEC J-STD-020C

Profile Feature	Lead-Free Solder
Temperature Min. ($T_{s_{min}}$)	150 °C
Temperature Max. ($T_{s_{max}}$)	200 °C
Time (t_s) from $T_{s_{min}}$ to $T_{s_{max}}$	60-120 seconds
Ramp-Up Rate (T_L to T_p)	3 °C/second
Liquidus Temperature (T_L)	217 °C
Time (t_L) Maintained Above T_L	60-150 seconds
Peak Package Body Temperature (T_p)	260 °C max.
Time (t_p) Within 5 °C of the Specified Classification Temperature (T_c)	30 seconds max.
Ramp-Down Rate (T_p to T_L)	6 °C/second max.
Time 25 °C to Peak Temperature	8 minutes max.

Note: All temperatures refer to the topside of the package, measured on the package body surface.

NOTES

Measurements

The luminous flux, radiant power, chromaticity, forward voltage and CRI measurements in this document are binning specifications only and solely represent product measurements as of the date of shipment. These measurements will change over time based on a number of factors that are not within Cree Venture’s control and are not intended or provided as operational specifications for the products. Calculated values are provided for informational purposes only and are not intended or provided as specifications.

Pre-Release Qualification Testing

Please read the [J Series Reliability Overview](#) for the details of the pre-release qualification testing for J Series LEDs.

Lumen Maintenance

Cree Venture uses standardized IES LM-80-08 and TM-21-11 methods for collecting long-term data and extrapolating LED lumen maintenance. For information on the specific LM-80 data sets available for this LED, refer to the public [J Series LM-80 results document](#).

Please read the [Thermal Management application note](#) for details on how thermal design, ambient temperature, and drive current affect the LED junction temperature.

Moisture Sensitivity

Cree Venture recommends keeping J Series 2835 LEDs in the provided, resealable moisture-barrier packaging (MBP) until immediately prior to soldering. Unopened MBP that contains J Series 2835 LEDs does not need special storage for moisture sensitivity.

Once the MBP is opened, J Series 2835 LEDs should be handled and stored as MSL 3 per JEDEC J-STD-033, meaning they have limited exposure time before damage to the LED may occur during the soldering operation. The table on the right specifies the maximum exposure time in days depending on temperature and humidity conditions. LEDs with exposure time longer than the specified maximums must be baked according to the baking conditions listed below.

Moisture Sensitivity Level	Temp.	Maximum Percent Relative Humidity				
		50%	60%	70%	80%	90%
Level 3	35 °C	8	5	1	0.5	0.5
Level 3	30 °C	11	7	1	1	1
Level 3	25 °C	14	10	2	1	1
Level 3	20 °C	20	13	2	1	1

Baking Conditions

It is not necessary to bake all J Series 2835 LEDs. Only the LEDs that meet all of the following criteria must be baked:

1. LEDs that have been removed from the original MBP.
2. LEDs that have been exposed to a humid environment longer than listed in the Moisture Sensitivity section above.
3. LEDs that have not been soldered.

LEDs should be baked at 60 °C for 24 hours. LEDs may be baked in the original reels. Remove LEDs from the MBP before baking. Do not bake parts at temperatures higher than 60 °C. This baking operation resets the exposure time as defined in the Moisture Sensitivity section above.

NOTES - CONTINUED

RoHS Compliance

The levels of RoHS restricted materials in this product are below the maximum concentration values (also referred to as the threshold limits) permitted for such substances, or are used in an exempted application, in accordance with EU Directive 2011/65/EC (RoHS2), as implemented January 2, 2013. RoHS Declarations for this product can be obtained from your Cree representative or from the [Product Ecology](#) section of the Cree website.

REACH Compliance

REACH substances of very high concern (SVHCs) information is available for this product. Since the European Chemical Agency (ECHA) has published notice of their intent to frequently revise the SVHC listing for the foreseeable future, please contact a Cree representative to insure you get the most up-to-date REACH SVHC Declaration. REACH banned substance information (REACH Article 67) is also available upon request.

UL® Recognized Component

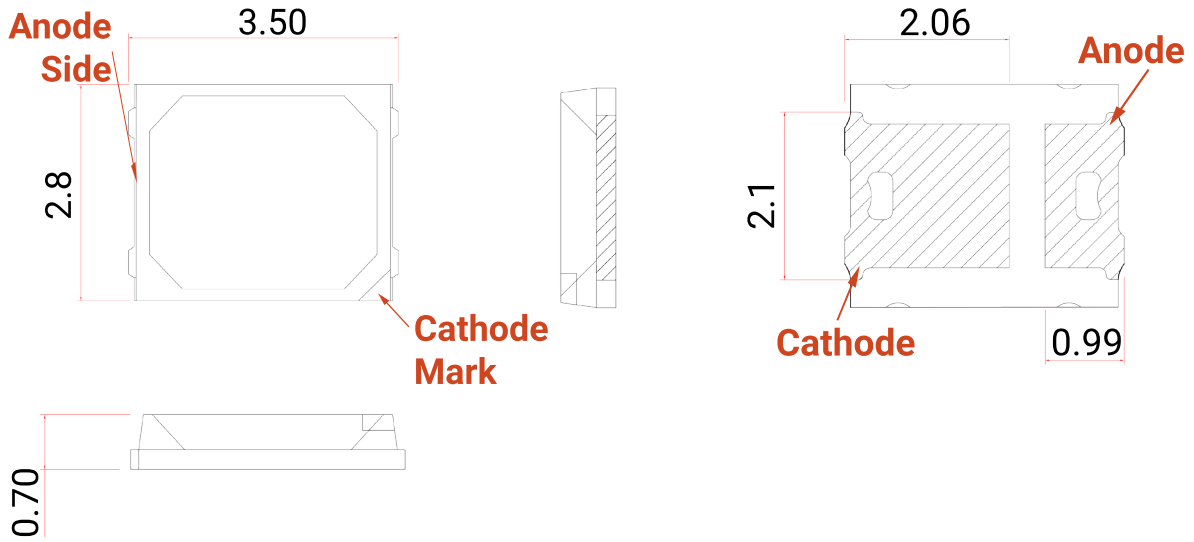
This product meets the requirements to be considered a UL Recognized Component with Level 4 enclosure consideration. The LED package or a portion thereof has been investigated as a fire and electrical enclosure per ANSI/UL 8750.

Vision Advisory

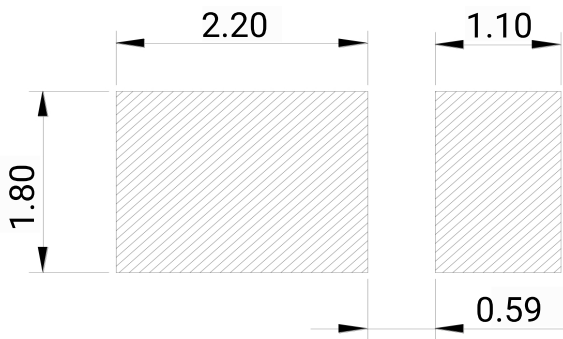
WARNING: Do not look at an exposed lamp in operation. Eye injury can result. For more information about LEDs and eye safety, please refer to the [J Series LED Eye Safety application note](#).

MECHANICAL DIMENSIONS

Thermal vias, if present, are not shown on these drawings.
 All measurements are ±0.1 mm unless otherwise indicated.



All measurements are ±0.1 mm unless otherwise indicated.

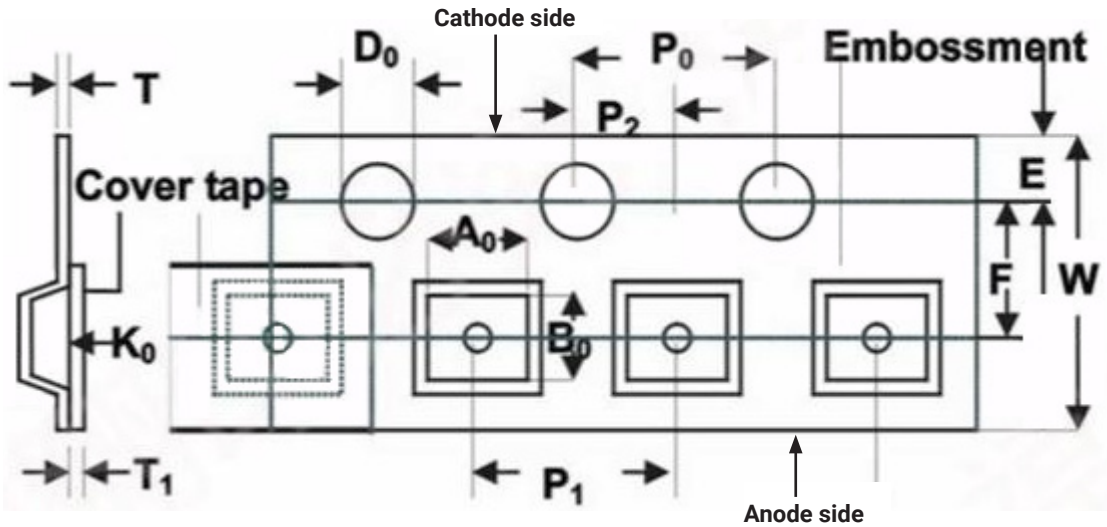


Recommended Solder Pad

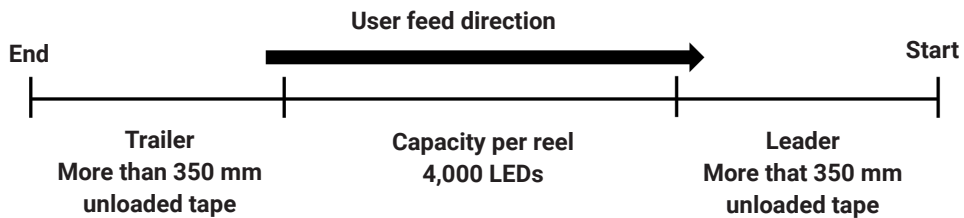
TAPE & REEL

All Cree Venture carrier tapes conform to EIA-481D, Automated Component Handling Systems Standard.

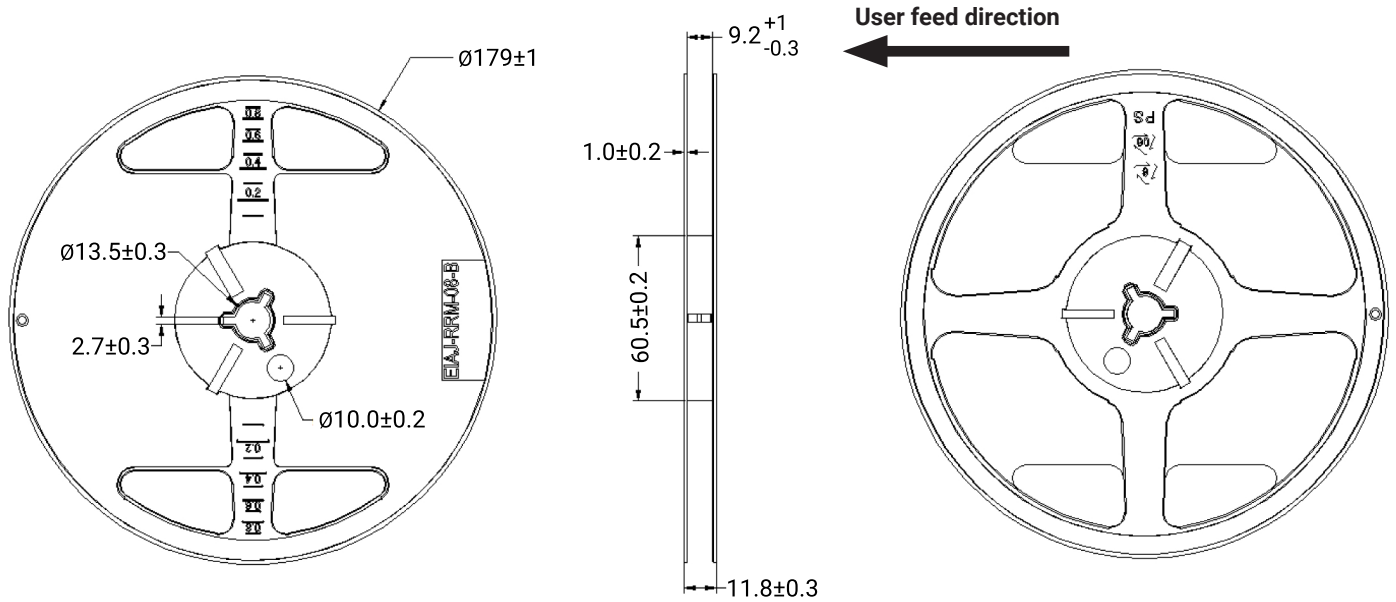
All dimensions in mm.



Symbol	Specification	Symbol	Specification
W	8.00 ± 0.10	A ₀	3.00 ± 0.10
E	1.75 ± 0.10	B ₀	3.70 ± 0.10
F	3.50 ± 0.05	K ₀	1.05 ± 0.10
D ₀	1.55 ± 0.10		
P ₀	4.00 ± 0.10		
P ₁	4.00 ± 0.10		
P ₂	2.00 ± 0.05		
T	0.20 ± 0.05		
T1	0.05 ± 0.01		

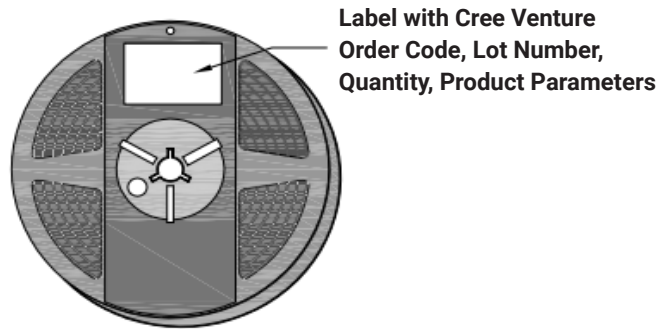


TAPE & REEL- CONTINUED

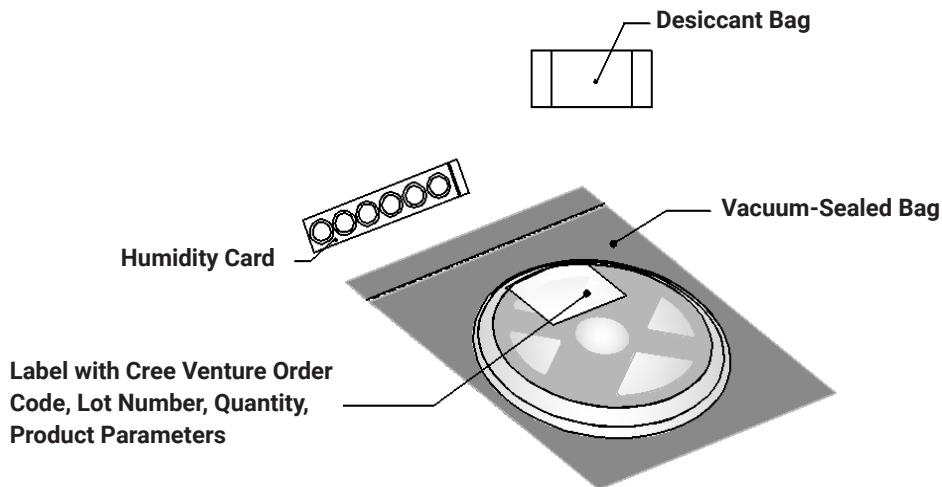


PACKAGING

Unpackaged Reel



Packaged Reel



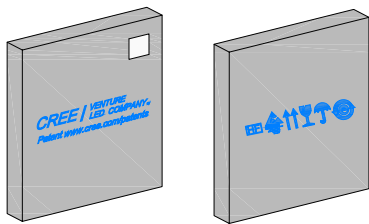
PACKAGING - CONTINUED

J Series 2835 LEDs are packaged in boxes for shipment. Box sizes and the number of reels per box are as follows.

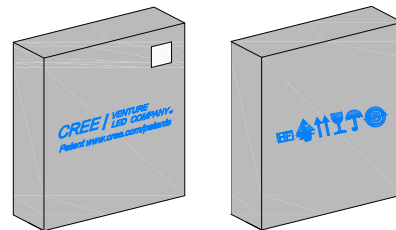
Box	Box Dimensions	Maximum Number of Reels per Box
1	250 x 210 x 30 mm	2
2	250 x 210 x 50 mm	4
3	530 x 230 x 275 mm	42
4	530 x 443 x 275 mm	84

Each box has at least one label (shown as a white square in the diagrams below) showing the order code, lot number, quantity, and product parameters.

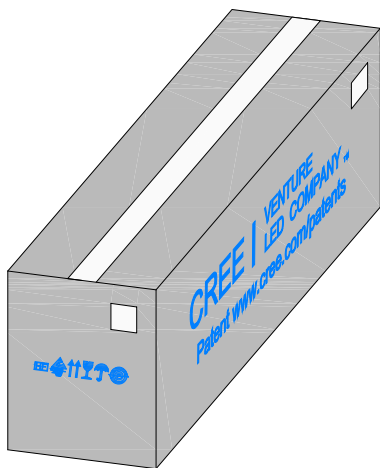
Box 1



Box 2



Box 3



Box 4

