



80x80x25 mm

San Ace 80 9GA type Low Power Consumption Fan

General Specifications

- Material Frame: Plastic (Flammability: UL 94V-0), Impeller: Plastic (Flammability: UL 94V-0)
- Expected life See the table below. (L10 life: 90% survival rate for continuous operation in free air at 60°C, rated voltage)
- Motor protection function Locked rotor burnout protection, Reverse polarity protection
For details, please refer to p. 547.
- Dielectric strength 50/60 Hz, 500 VAC, for 1 minute (between lead wire conductors and frame)
- Insulation resistance 10 MΩ or more with a 500 VDC megger (between lead wire conductors and frame)
- Sound pressure level (SPL) At 1 m away from the air inlet
- Storage temperature -30 to +70°C (Non-condensing)
- Lead wire ⊕Red ⊖Black (Sensor) Yellow (Control) Brown
- Mass 110 g

Specifications

The models listed below **have ribs and pulse sensors with PWM control function**. For models without ribs, append "1" to the end of model numbers.

| Model no. | Rated voltage [V] | Operating voltage range [V] | PWM duty cycle* [%] | Rated current [A] | Rated input [W] | Rated speed [min ⁻¹] | Max. airflow [m ³ /min] [CFM] | Max. static pressure [Pa] [inchH ₂ O] | SPL [dB (A)] | Operating temperature [°C] | Expected life [h] |
|---------------|-------------------|-----------------------------|---------------------|-------------------|-----------------|----------------------------------|--|--|--------------|----------------------------|----------------------------|
| 9GA0812P4J001 | 12 | 10.8 to 13.2 | 100 | 0.6 | 7.2 | 7400 | 2.07 73.0 | 177.6 0.7 | 48 | -20 to +70 | 40000/60°C (70000/40°C) |
| | | | 25 | 0.08 | 0.96 | 2500 | 0.69 24.3 | 20.2 0.08 | 21 | | |
| 9GA0812P4G001 | | | 100 | 0.48 | 5.76 | 6800 | 1.91 67.4 | 150 0.6 | 45 | | |
| | | | 25 | 0.06 | 0.72 | 1500 | 0.42 14.8 | 7.2 0.02 | 17 | | |
| 9GA0812P4H001 | | | 100 | 0.22 | 2.64 | 5200 | 1.46 51.5 | 87.7 0.35 | 37 | | |
| | | | 25 | 0.06 | 0.72 | 1600 | 0.44 15.5 | 8.3 0.03 | 17 | | |
| 9GA0824P4J001 | 24 | 21.6 to 26.4 | 100 | 0.28 | 6.72 | 7400 | 2.07 73.0 | 177.6 0.7 | 48 | | |
| | | | 25 | 0.06 | 1.44 | 2800 | 0.78 27.5 | 25.4 0.1 | 23 | | |
| 9GA0824P4G001 | | | 100 | 0.21 | 5.04 | 6800 | 1.91 67.4 | 150 0.6 | 45 | | |
| | | | 25 | 0.04 | 0.96 | 2100 | 0.58 20.4 | 14.3 0.05 | 19 | | |
| 9GA0824P4H001 | | | 100 | 0.1 | 2.4 | 5200 | 1.46 51.5 | 87.7 0.35 | 37 | | |
| | | | 25 | 0.02 | 0.48 | 1500 | 0.42 14.8 | 7.2 0.02 | 17 | | |

* PWM frequency: 25 kHz. Fan does not rotate when PWM duty cycle is 0%.

The following sensor and control options are available for selection.

Available for all models. **Without sensor** **Pulse sensor**

Differs according to the model. Refer to the table on pp. 571 to 572. **Lock sensor**

Airflow - Static Pressure Characteristics / PWM Duty - Speed Characteristics Example

9GA0812P4J001 With pulse sensor with PWM control function

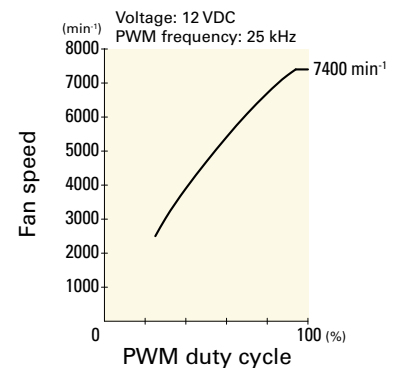
PWM duty cycle



Operating voltage range



PWM duty - Speed characteristics example



Airflow - Static Pressure Characteristics / PWM Duty - Speed Characteristics Example

DC

DC Fan 80 mm sq.

9GA0812P4G001 With pulse sensor with PWM control function

PWM duty cycle



Operating voltage range

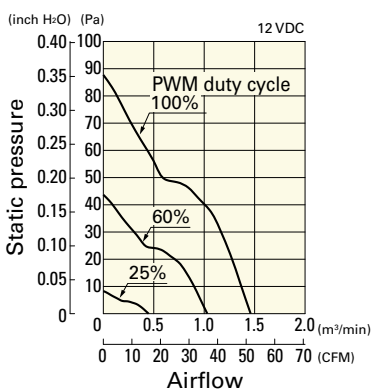


PWM duty - Speed characteristics example

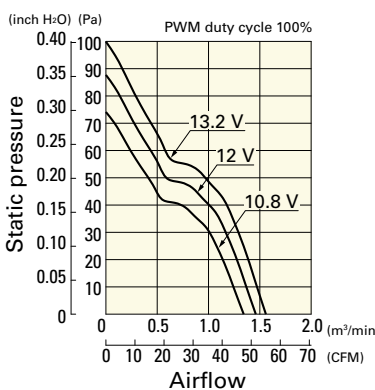


9GA0812P4H001 With pulse sensor with PWM control function

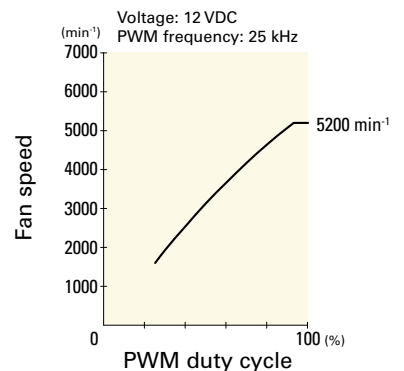
PWM duty cycle



Operating voltage range

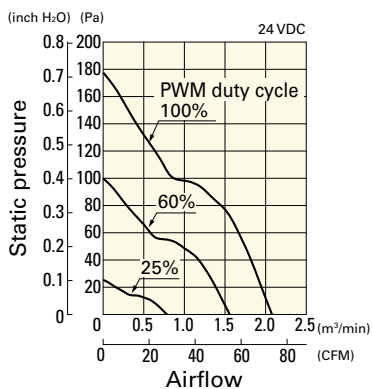


PWM duty - Speed characteristics example

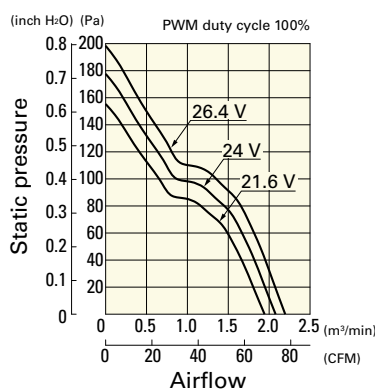


9GA0824P4J001 With pulse sensor with PWM control function

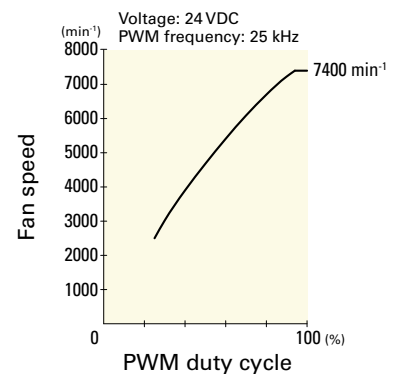
PWM duty cycle



Operating voltage range

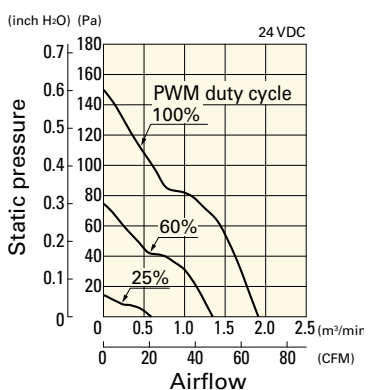


PWM duty - Speed characteristics example

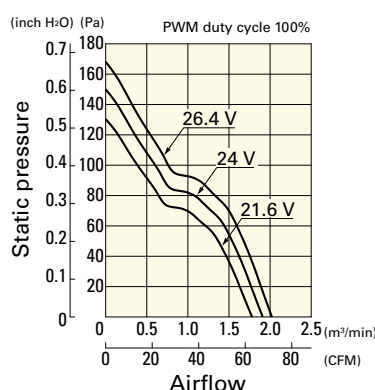


9GA0824P4G001 With pulse sensor with PWM control function

PWM duty cycle



Operating voltage range



PWM duty - Speed characteristics example



Airflow - Static Pressure Characteristics / PWM Duty - Speed Characteristics Example

9GA0824P4H001 With pulse sensor with PWM control function

PWM duty cycle



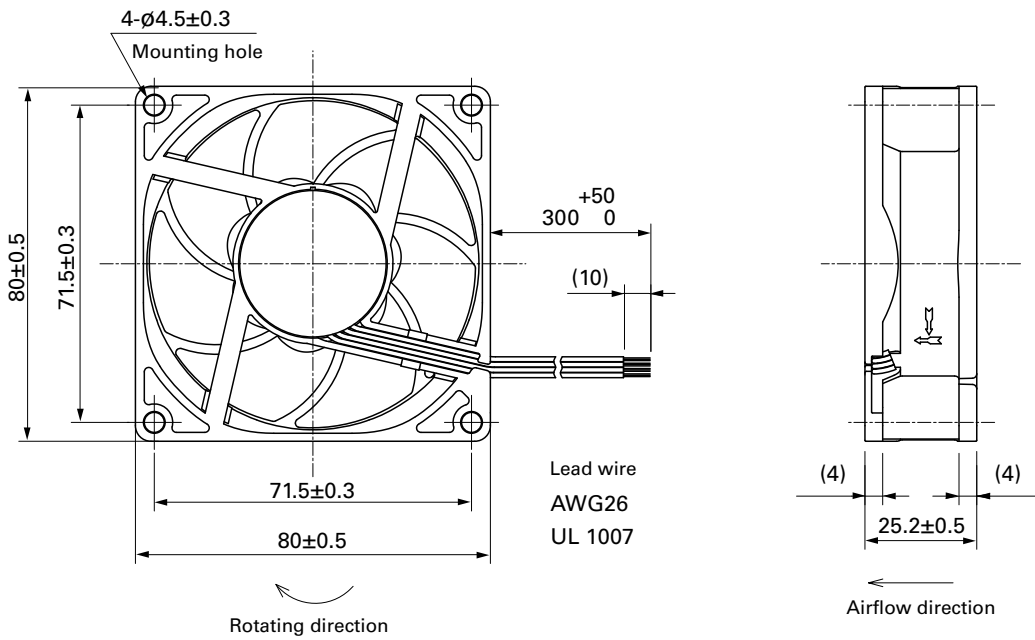
Operating voltage range



PWM duty - Speed characteristics example



Dimensions (unit: mm) (With ribs)



Reference Dimensions of Mounting Holes and Vent Opening (unit: mm)



Options

Finger guards

page: p. 532

Model no.: 109-049E, 109-049H, 109-049C

Resin finger guards

page: p. 539

Model no.: 109-1002G

Resin filter kits

page: p. 540

Model no.: 109-1002F13 (13PPI), 109-1002F20 (20PPI),
109-1002F30 (30PPI), 109-1002F40 (40PPI)