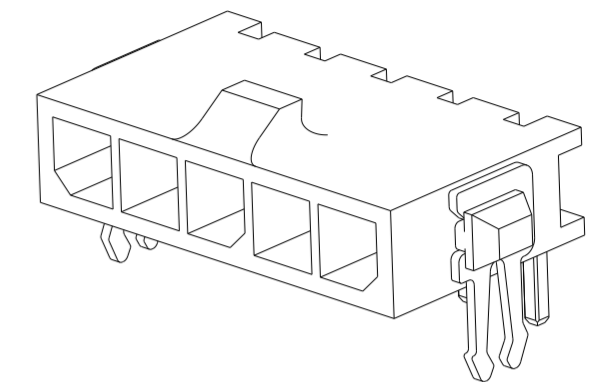
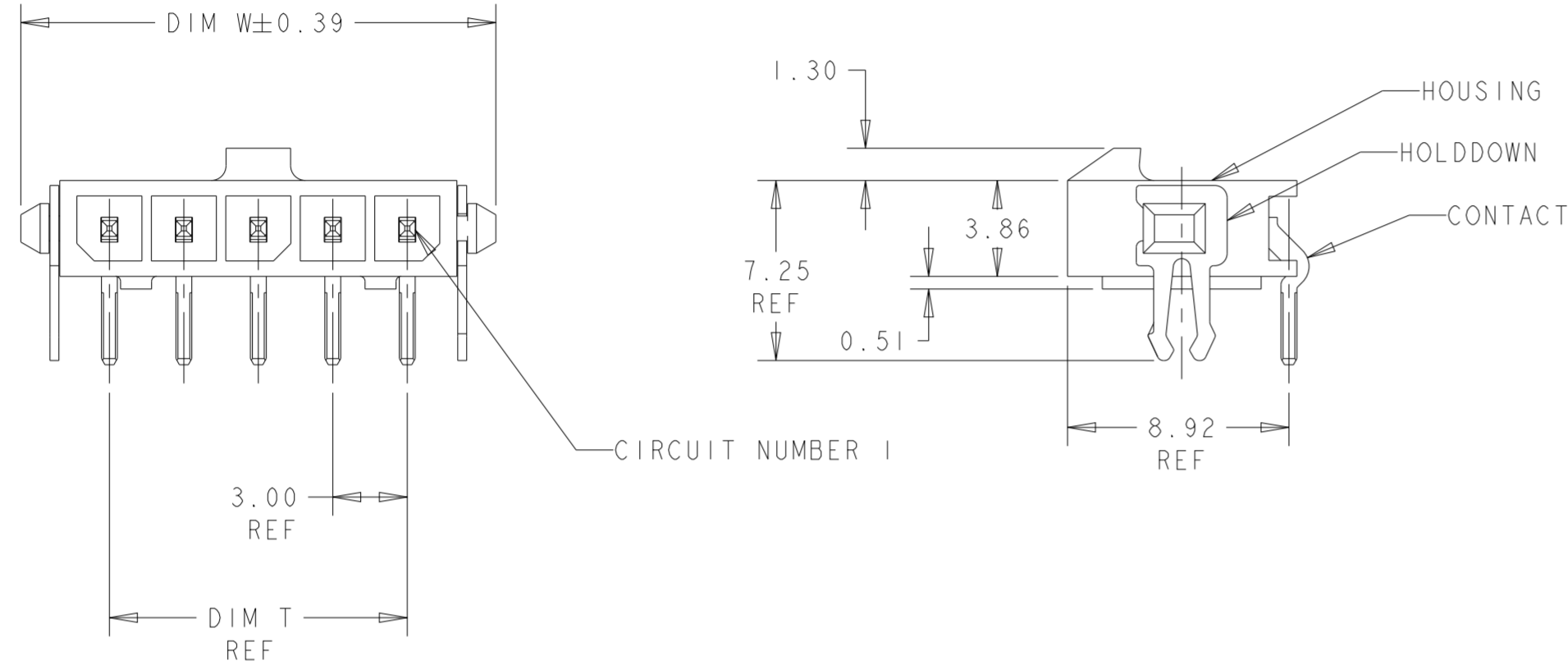
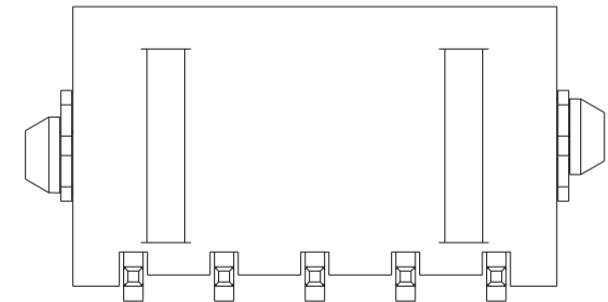


THIS DRAWING IS UNPUBLISHED. RELEASED FOR PUBLICATION 2011
 © COPYRIGHT 2011 ALL RIGHTS RESERVED.

REVISIONS					
P	LTR	DESCRIPTION	DATE	DWN	APVD
A2		REVISED PER ECR-16-011494	26JUN2017	NK	CX
A3		ECO-19-006934	10MAY2019	AP	WS
A4		REVISED PER ECN-22-179646	02NOV2022	WLS	VS



- 1 MATERIAL: HOUSING - UL 94V-0 RATED HIGH TEMP NYLON, COLOR BLACK.
CONTACTS - BRASS
HOLDDOWNS: - PHOSPHOR BRONZE.
- 2 RECOMMENDED PC BOARD THICKNESS OF 1.57.
- 3 PLATING: CONTACTS - 0.38µm MINIMUM GOLD ON MATING AREA,
2.54µm MINIMUM MATTE TIN ON SOLDER TAILS,
ALL OVER 1.27µm MINIMUM NICKEL.
HOLDDOWNS: 2.54µm MINIMUM MATTE TIN OVER 1.27µm MINIMUM NICKEL.
- 4 COUNTERPART RECOMMENDED IS PN 1445022 OR 2008571 (DASH ACC. TO NUMBER OF POSITION).
- 5 FOR REELING DIRECTION AND PACKAGING TYPE, SEE SPECIFICATION 114-13000.



33.00	37.43	33.00	40.14	12	3-1445088-2
30.00	34.43	30.00	37.14	11	3-1445088-1
27.00	31.43	27.00	34.14	10	3-1445088-0
24.00	28.43	24.00	31.14	9	2-1445088-9
21.00	25.43	21.00	28.14	8	2-1445088-8
18.00	22.43	18.00	25.14	7	2-1445088-7
15.00	19.43	15.00	22.14	6	2-1445088-6
12.00	16.43	12.00	19.14	5	2-1445088-5
9.00	13.43	9.00	16.14	4	2-1445088-4
6.00	10.43	6.00	13.14	3	2-1445088-3
3.00	7.43	3.00	10.14	2	2-1445088-2
DIM Z	DIM V	DIM T	DIM W	NO. OF POSN	PART NUMBER

THIS DRAWING IS A CONTROLLED DOCUMENT.

DWN	J. ROOT	09OCT2000
CHK	K. WHITAKER	17-APR-2001
APVD	C. JONES	17-APR-2001
PRODUCT SPEC	108-1836	
APPLICATION SPEC	114-13000	
WEIGHT	-	

STE TE Connectivity

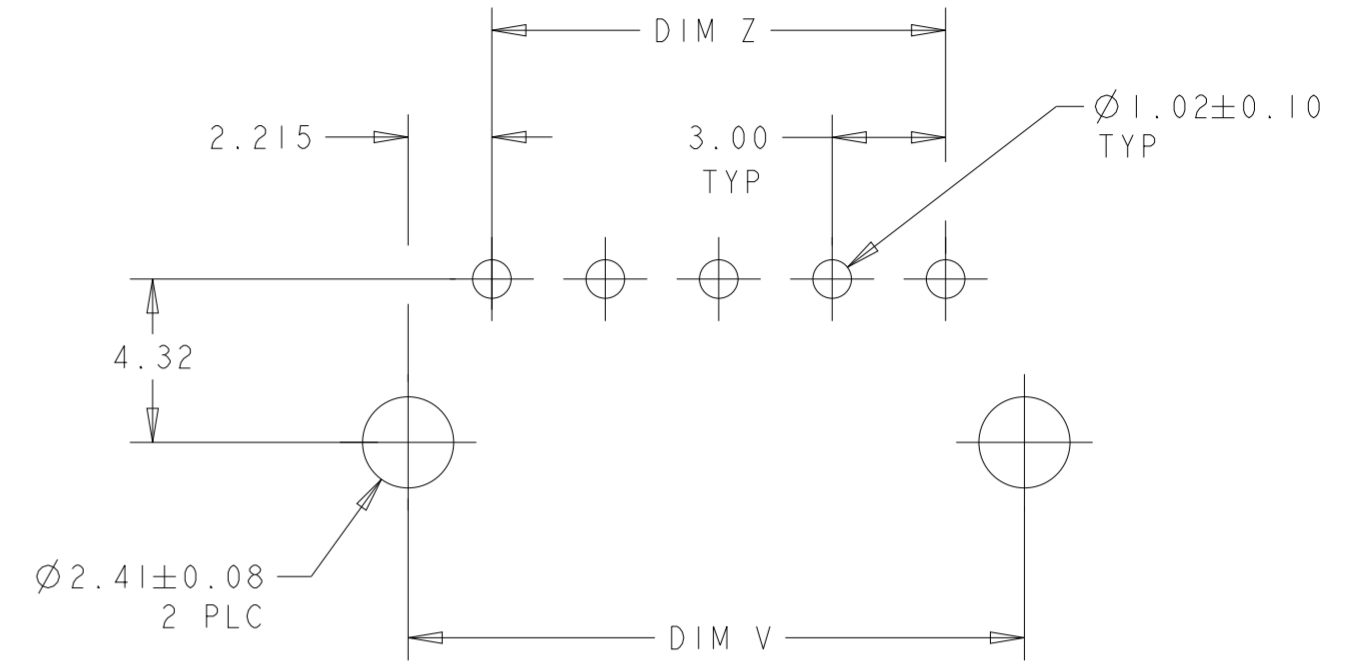
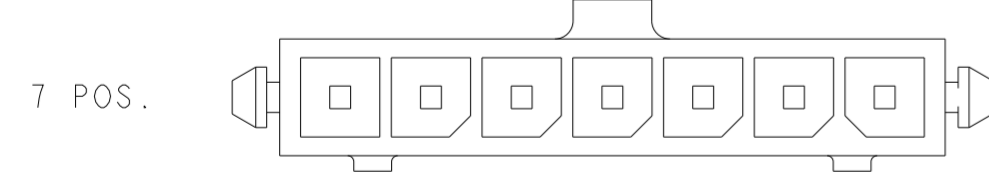
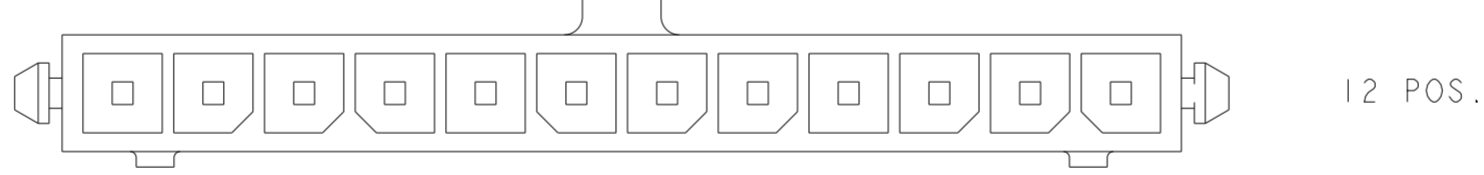
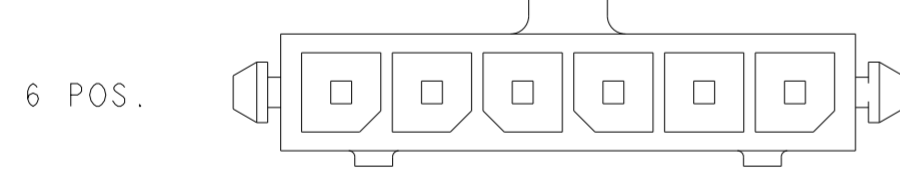
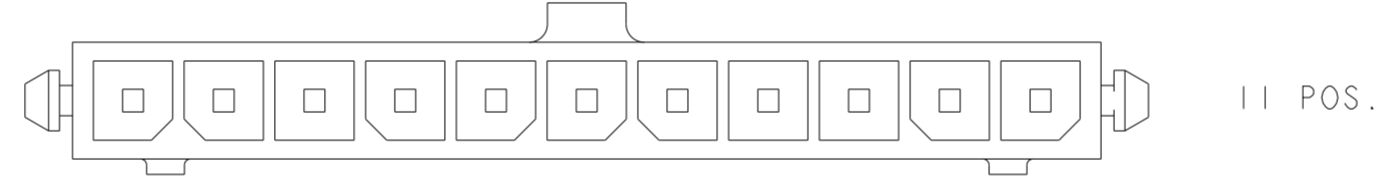
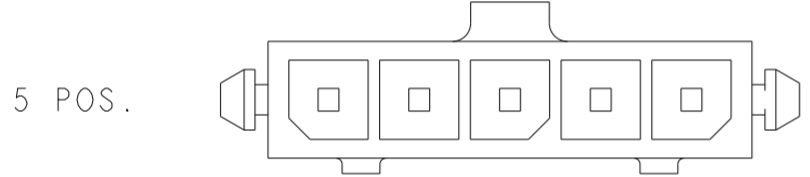
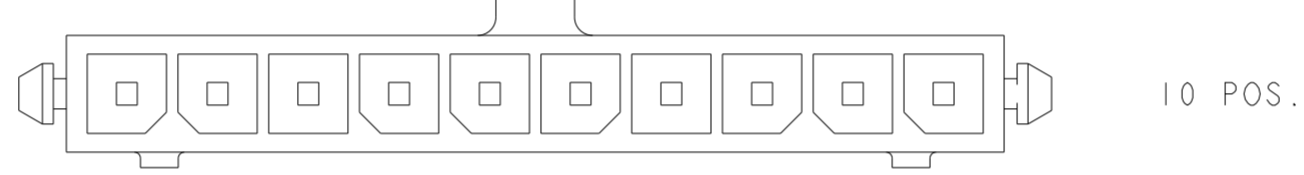
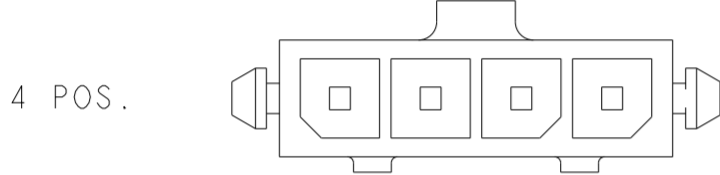
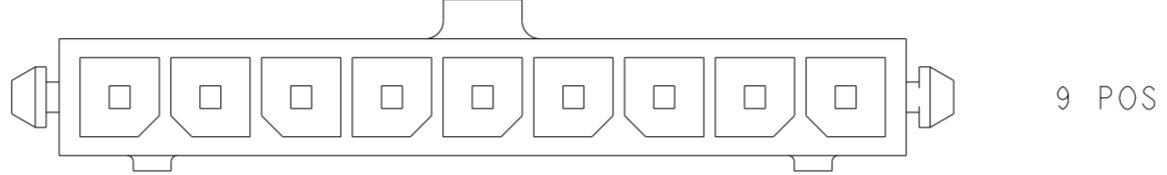
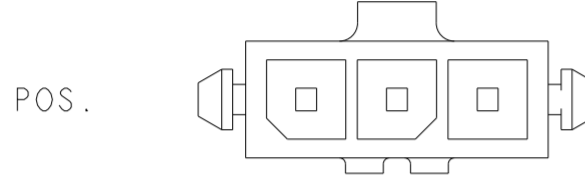
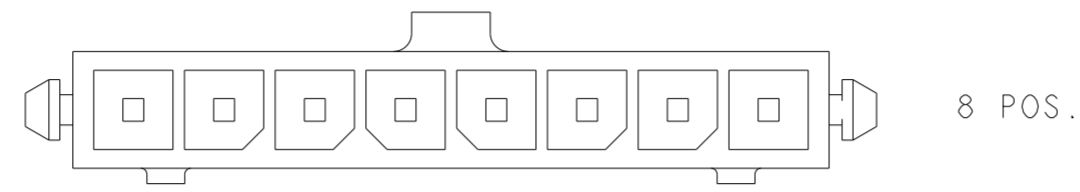
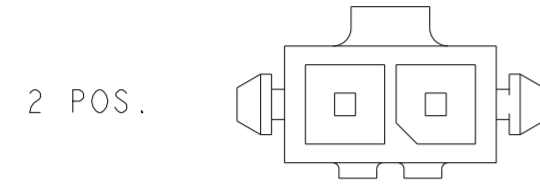
NAME: RT ANG THRU HOLE HEADER ASSY, 0.38 MIC GOLD CONTACTS W/THRU HOLE, HOLDDOWNS, SGL ROW, MICRO MATE-N-LOK™

SIZE: A2 CAGE CODE: 00779 DRAWING NO: C-1445088 RESTRICTED TO: -

CUSTOMER DRAWING SCALE: 4:1 SHEET: 1 OF 2 REV: A4

THIS DRAWING IS UNPUBLISHED. RELEASED FOR PUBLICATION 2011
 © COPYRIGHT 2011 ALL RIGHTS RESERVED.

REVISIONS				
P	LTR	DESCRIPTION	DATE	APVD
-	-	SEE SHEET 1	-	-



PCB LAYOUT COMPONENT SIDE

KEYING BY POSITION SIZE

THIS DRAWING IS A CONTROLLED DOCUMENT.		DWN J. ROOT 09OCT2000	TE Connectivity			
DIMENSIONS: mm		CHK K. WHITAKER 17-APR-2001				
TOLERANCES UNLESS OTHERWISE SPECIFIED:		APVD C. JONES 17-APR-2001	NAME RT ANG THRU HOLE HEADER ASSY, 0.38 MIC GOLD CONTACTS W/THRU HOLE HOLDDOWNS, SGL ROW, MICRO MATE-N-LOK			
		PRODUCT SPEC 108-1836	SIZE A2	CAGE CODE 00779	DRAWING NO C-1445088	RESTRICTED TO -
MATERIAL	FINISH	APPLICATION SPEC 114-13000	SCALE 4:1	SHEET 2 OF 2	REV A4	
-	-	WEIGHT -	CUSTOMER DRAWING			