

OSRAM SFH 229 FA

Datasheet

Published by **ams-OSRAM AG**

Tobelbader Strasse 30, 8141 Premstaetten, Austria

Phone +43 3136 500-0

ams-osram.com

© All rights reserved



Radial T1

SFH 229 FA

Silicon PIN Photodiode with very short switching time



Applications

- Access Control & Security
- Appliances & Tools

Features

- Package: black epoxy
- ESD: 2 kV acc. to ANSI/ESDA/JEDEC JS-001 (HBM, Class 2)
- Especially suitable for applications of 880 nm
- Short switching time (typ. 10 ns)
- 3 mm LED plastic package
- Also available on tape and reel

Ordering Information

Type	Photocurrent ¹⁾ $E_e = 1 \text{ mW/cm}^2; \lambda = 950 \text{ nm}; V_R = 5 \text{ V}$ I_P	Photocurrent typ. $E_e = 1 \text{ mW/cm}^2; \lambda = 950 \text{ nm}; V_R = 5 \text{ V}$ I_P	Ordering Code
SFH 229 FA	$\geq 12.0 \mu\text{A}$	$20 \mu\text{A}$	Q62702P0216

Maximum Ratings

$T_A = 25\text{ °C}$

Parameter	Symbol	Values	
Operating Temperature	T_{op}	min.	-40 °C
		max.	100 °C
Storage temperature	T_{stg}	min.	-40 °C
		max.	100 °C
Reverse voltage	V_R	max.	20 V
Total power dissipation	P_{tot}	max.	150 mW
ESD withstand voltage acc. to ANSI/ESDA/JEDEC JS-001 (HBM, Class 2)	V_{ESD}	max.	2 kV

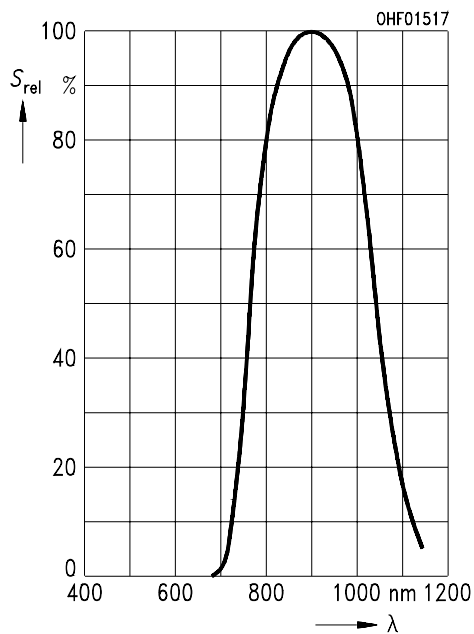
Characteristics

$T_A = 25\text{ °C}$

Parameter	Symbol		Values
Wavelength of max sensitivity	$\lambda_{S\text{ max}}$	typ.	900 nm
Spectral range of sensitivity	$\lambda_{10\%}$	typ.	730 ... 1100 nm
Radiant sensitive area	A	typ.	0.31 mm ²
Dimensions of active chip area	L x W	typ.	0.56 x 0.56 mm x mm
Half angle	φ	typ.	17 °
Dark current	I_R	typ.	0.05 nA
$V_R = 10\text{ V}$		max.	5 nA
Spectral sensitivity of the chip	S_λ	typ.	0.6 A / W
$\lambda = 850\text{ nm}$			
Quantum yield of the chip	η	typ.	0.88 Electrons / Photon
$\lambda = 850\text{ nm}$			
Open-circuit voltage	V_O	min.	370 mV
$E_e = 0.5\text{ mW/cm}^2$; $\lambda = 870\text{ nm}$		typ.	420 mV
Short-circuit current	I_{sc}	typ.	9 μ A
$E_e = 0.5\text{ mW/cm}^2$; $\lambda = 950\text{ nm}$			
Rise time	t_r	typ.	0.01 μ s
$V_R = 10\text{ V}$; $R_L = 50\ \Omega$; $\lambda = 850\text{ nm}$			
Fall time	t_f	typ.	0.01 μ s
$V_R = 10\text{ V}$; $R_L = 50\ \Omega$; $\lambda = 850\text{ nm}$			
Forward voltage	V_F	typ.	1.3 V
$I_F = 100\text{ mA}$; $E = 0$			
Capacitance	C_0	typ.	13 pF
$V_R = 0\text{ V}$; $f = 1\text{ MHz}$; $E = 0$			
Temperature coefficient of voltage	TC_V	typ.	-2.6 mV / K
Temperature coefficient of short-circuit current	TC_I	typ.	0.2 % / K
$\lambda = 870\text{ nm}$			
Noise equivalent power	NEP	typ.	0.007 pW / Hz ^{1/2}
$V_R = 10\text{ V}$; $\lambda = 850\text{ nm}$			
Detection limit	D^*	typ.	8.4e12 cm x Hz ^{1/2} / W
$V_R = 10\text{ V}$; $\lambda = 850\text{ nm}$			

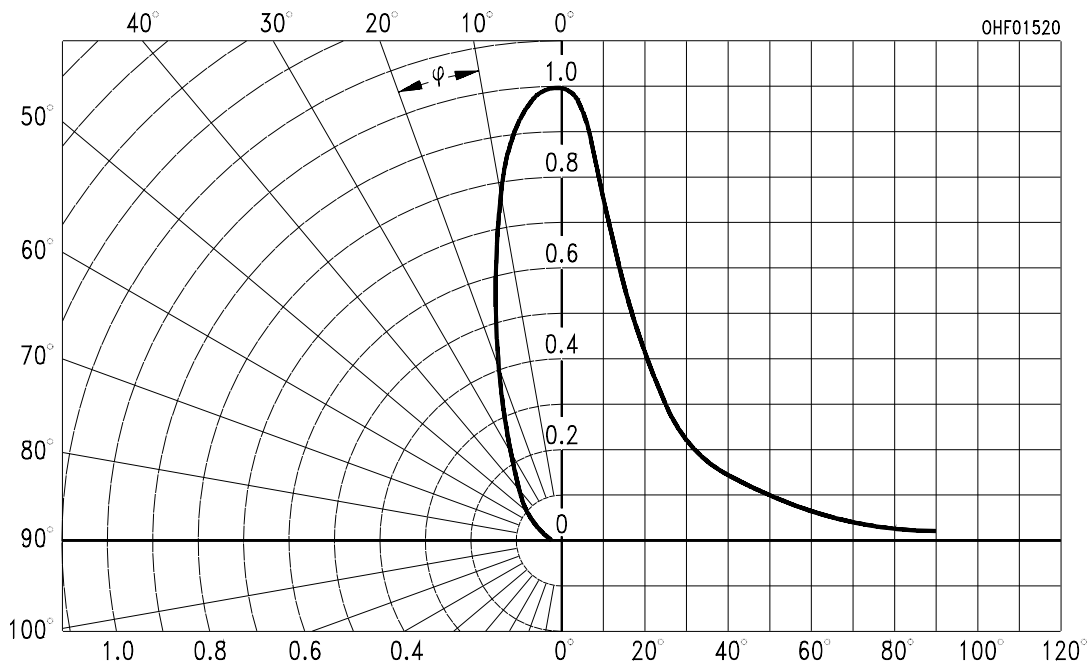
Relative Spectral Sensitivity ^{2), 3)}

$$S_{rel} = f(\lambda)$$



Directional Characteristics ^{2), 3)}

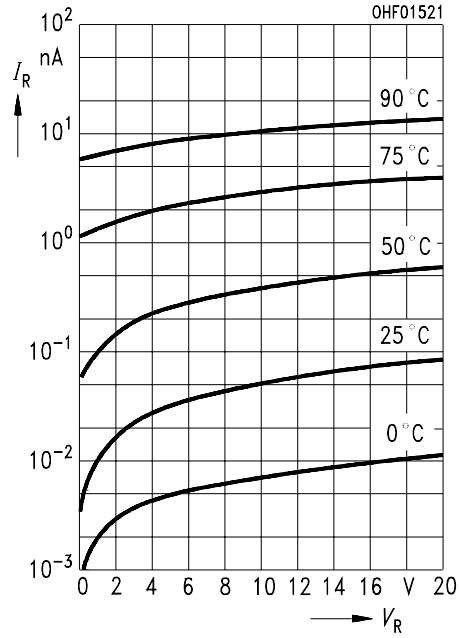
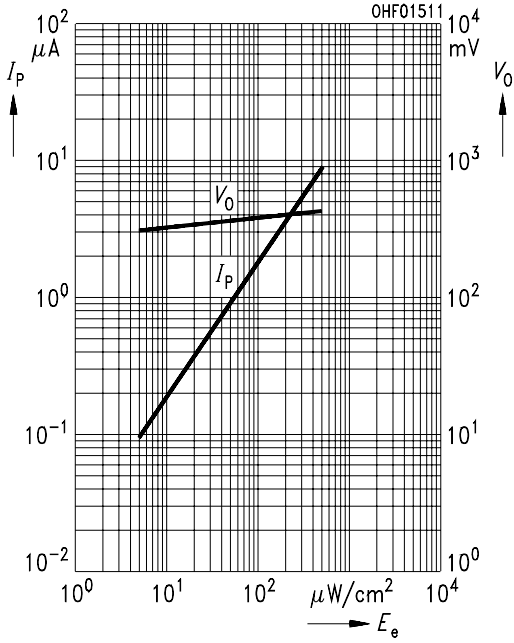
$$S_{rel} = f(\varphi)$$



Photocurrent/Open-Circuit Voltage ^{2), 3)} **Dark Current** ^{2), 3)}

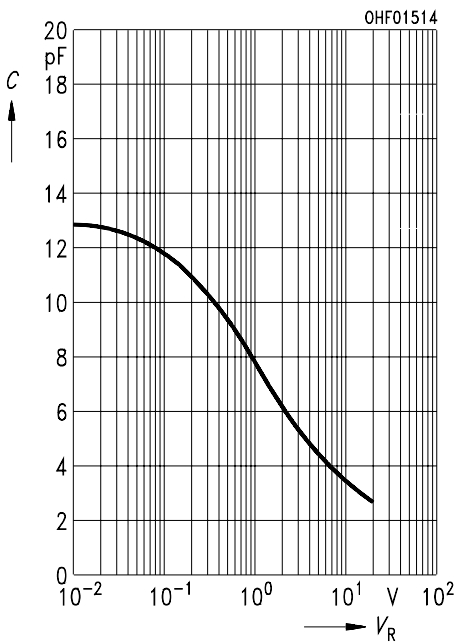
$I_P (V_R = 5 \text{ V}) / V_O = f(E_e)$

$I_R = f(V_R); E = 0$



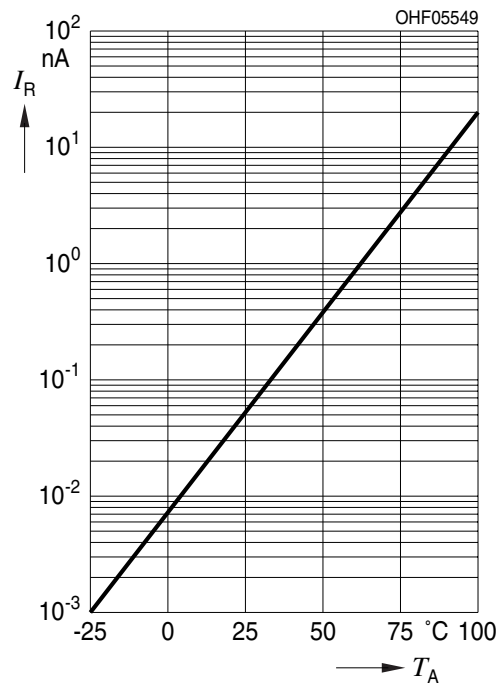
Capacitance ^{2), 3)}

$C = f(V_R); f = 1\text{MHz}; E = 0; T_A = 25^\circ\text{C}$

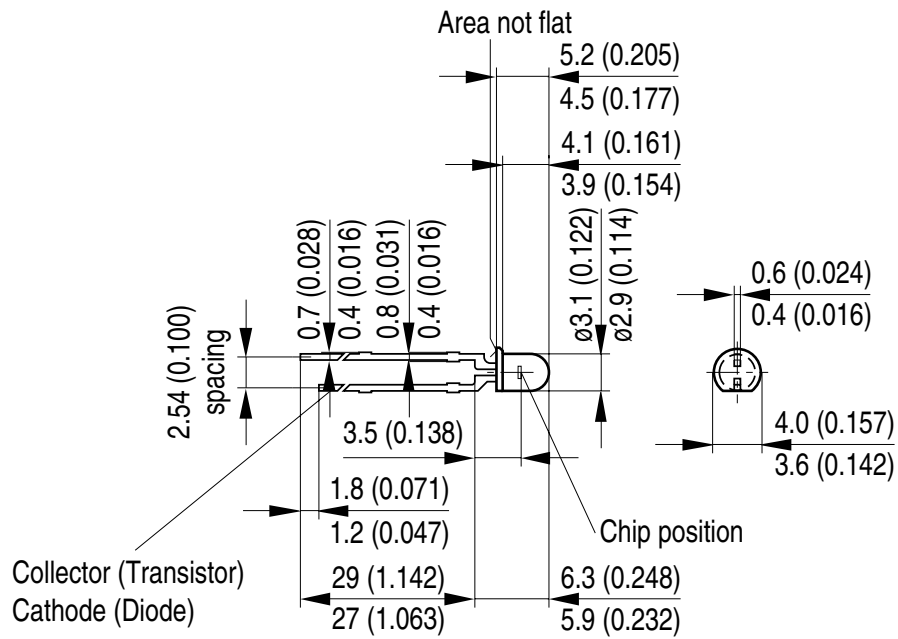


Dark Current ²⁾

$$I_R = f(T_A); E = 0; V_R = 10 \text{ V}$$



Dimensional Drawing ⁴⁾



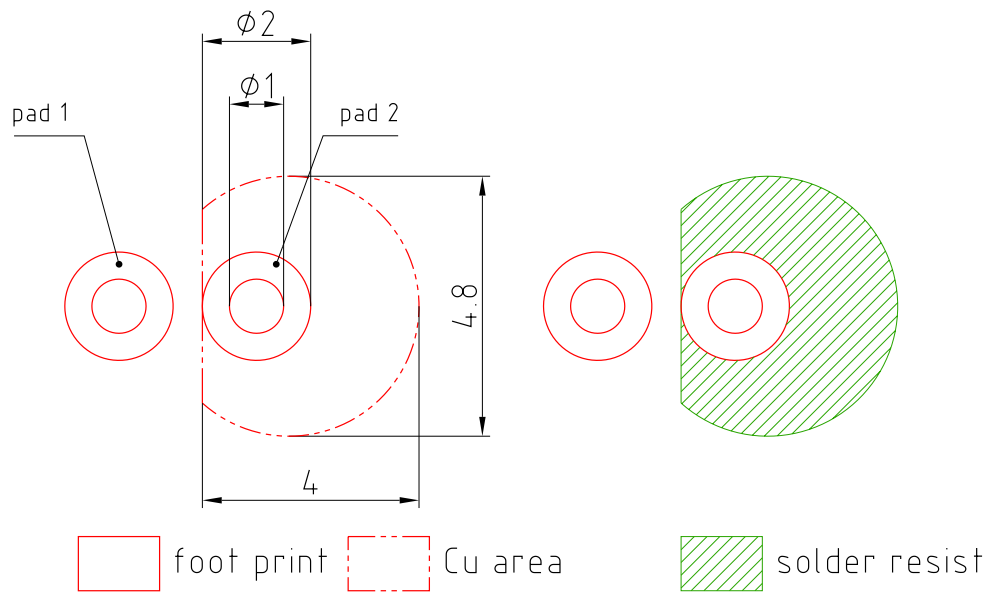
GEOY6653

Further Information:

Approximate Weight: 156.0 mg

Package marking: Cathode

Recommended Solder Pad ⁴⁾

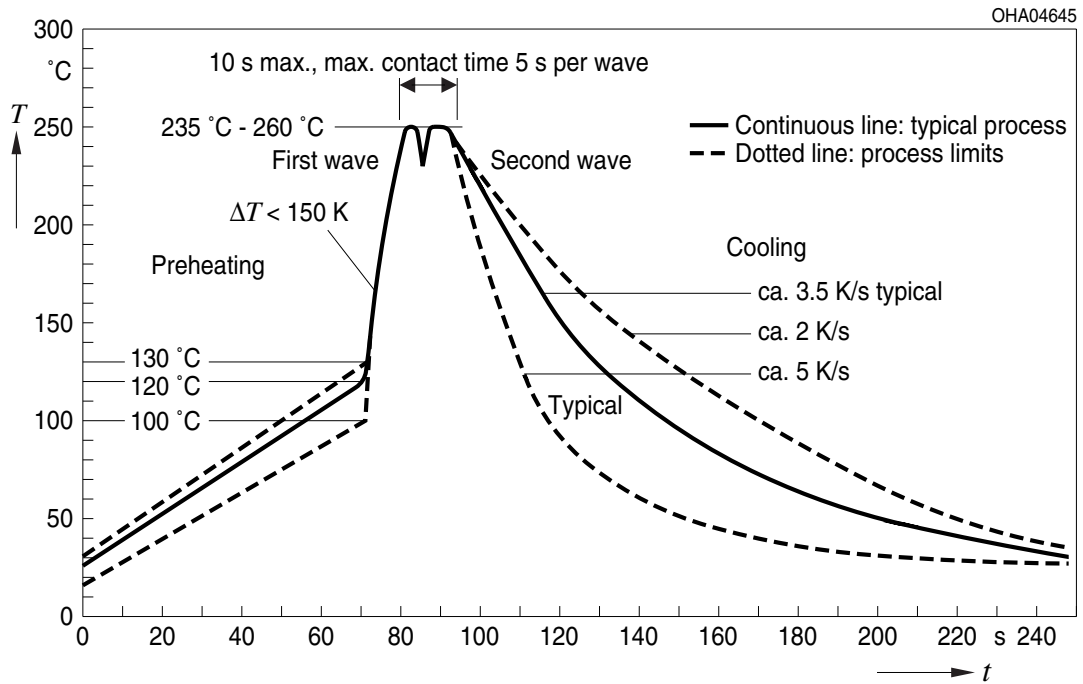


E062.3010.188-01

Pad 1: anode

TTW Soldering

IEC-61760-1 TTW



Notes

Subcomponents of this device contain, in addition to other substances, metal filled materials including silver. Metal filled materials can be affected by environments that contain traces of aggressive substances. Therefore, we recommend that customers minimize device exposure to aggressive substances during storage, production, and use. Devices that showed visible discoloration when tested using the described tests above did show no performance deviations within failure limits during the stated test duration. Respective failure limits are described in the IEC60810.

Packing information is available on the internet (online product catalog).

For further application related information please visit www.osram-os.com/appnotes

Disclaimer

Attention please!

The information describes the type of component and shall not be considered as assured characteristics. Terms of delivery and rights to change design reserved. Due to technical requirements components may contain dangerous substances.

For information on the types in question please contact our Sales Organization.

If printed or downloaded, please find the latest version on our website.

Packing

Please use the recycling operators known to you. We can also help you – get in touch with your nearest sales office. By agreement we will take packing material back, if it is sorted. You must bear the costs of transport. For packing material that is returned to us unsorted or which we are not obliged to accept, we shall have to invoice you for any costs incurred.

Product and functional safety devices/applications or medical devices/applications

Our components are not developed, constructed or tested for the application as safety relevant component or for the application in medical devices.

Our products are not qualified at module and system level for such application.

In case buyer – or customer supplied by buyer – considers using our components in product safety devices/ applications or medical devices/applications, buyer and/or customer has to inform our local sales partner immediately and we and buyer and /or customer will analyze and coordinate the customer-specific request between us and buyer and/or customer.

Glossary

- 1) **Photocurrent:** The photocurrent values are measured (by irradiating the devices with a homogenous light source and applying a voltage to the device) with a tolerance of $\pm 11\%$.
- 2) **Typical Values:** Due to the special conditions of the manufacturing processes of semiconductor devices, the typical data or calculated correlations of technical parameters can only reflect statistical figures. These do not necessarily correspond to the actual parameters of each single product, which could differ from the typical data and calculated correlations or the typical characteristic line. If requested, e.g. because of technical improvements, these typ. data will be changed without any further notice.
- 3) **Testing temperature:** $T_A = 25^\circ\text{C}$ (unless otherwise specified)
- 4) **Tolerance of Measure:** Unless otherwise noted in drawing, tolerances are specified with ± 0.1 and dimensions are specified in mm.

Revision History

Version	Date	Change
1.4	2022-08-11	Applications New Layout



EU RoHS and China RoHS compliant product

此产品符合欧盟 RoHS 指令的要求；
按照中国的相关法规和标准，
不含有毒有害物质或元素。

Published by ams-OSRAM AG

Tobelbader Strasse 30, 8141 Premstaetten, Austria

Phone +43 3136 500-0

ams-osram.com

© All rights reserved

am 

OSRAM