

Product Change Notice

Issue Date: 18 July 2013

Change Type:

Introduction of new PCB for C130 Top Surface Mount ChipLED.









Parts Affected:

List of part number:

HSMA-C130	QSMR-C13F	QSMW-C137
HSMC-C130	QSMR-C13G	QSMW-C138
HSME-C130	QSMR-C13L	QSMW-C13H
HSML-C130	QSMR-C13M	QSMW-C13L
HSMR-C130	QSMR-C13N	QSMW-C13M
HSMR-C130-A	QSMR-C13Q	QSMW-C13N
HSMW-C130	QSMR-C13S	QSMW-C13P
QSMC-C132	QSMR-C13T	QSMW-C13S
QSME-C131	QSMR-C13U	QSMW-C13U
QSMR-C132	QSMR-C13V	QSMW-C146
QSMR-C139	QSMR-C13Y	QSMW-C149

Description and Extent of Changes:

The new PCB is thicker with improved soldermask design.

Parameter	Existing PCB	New PCB
Top View White		
Side View White		
Top View Non White		
Side View Non White		



To reflect the new thicker PCB drawings on the datasheet.

Existing PCB	New PCB
<p>1.15 (0.045)</p> <p>0.23 (0.009)</p> <p>0.35 (0.014)</p> <p>DIFFUSED EPOXY</p> <p>PC BOARD</p> <p>0.12 (0.005)</p>	<p>1.15 (0.045)</p> <p>0.23 (0.009)</p> <p>0.37 (0.015)</p> <p>DIFFUSED EPOXY</p> <p>PC BOARD</p> <p>0.18 (0.007)</p>

Reasons for Change:

Continuous improvement

Effect of Change on Fit, Form, Function, Quality, or Reliability:

There is no change on form and function as per datasheet. Qualification and characterization have been conducted to ensure both existing and new source are comparable.

Effective Date of Change:

Shipment may contain both PCB starting 18-October-2013. No sorting is required.

Qualification Data:

Qualification data will be made available upon request.

These changes have been reviewed and approved by Avago Technologies engineers and managers per Avago Technologies procedure: Change Control and Customer Notification, A-5962-6052-80.

Please contact your Avago Technologies field sales engineer or Contact Center (<http://www.avagotech.com/contact/>) for any questions or support requirements.