



SMT COMMON MODE CHOKES

for PoE Applications



 RoHS-6 peak reflow temperature rating
245°C

 Meets IEEE 802.3 specification

Electrical Specifications @ 25°C - Operating Temperature -0°C to +70°C

Part Number ^{1, 2, 3}	SRF (TYP)	MAX Inter-winding Capacitance (pF)	Leakage Inductance (μH MAX)	OCL (±35%)	DC Resistance (Ω MAX)	Impedance Curves ⁴
H6030NL	120 MHz	8	0.12	15 μH	0.20	1
H6031NL	65 MHz	15	0.15	30 μH	0.28	2
H6032NL	40 MHz	18	0.20	60 μH	0.35	3
H6033NL	28 MHz	25	0.25	100 μH	0.40	4
H6034NL	7.1 MHz	10	0.20	250 μH	0.30	5
H6035NL	5.6 MHz	18	0.25	500 μH	0.40	6
H6036NL	3.9 MHz	30	0.30	1 mH	0.50	7

Notes:

1. Turns Ratio: (1 - 4) : (5 - 8) = 1:1 (±3%)
2. Between channel isolation: 500 VAC @ 60 seconds
3. Polarity: per schematic
4. **For Tape & Reel** packaging, add a "T" suffix to the end of the part number when ordering (i. e. **H6030NL** becomes **H6030NLT**).
5. See charts page 2

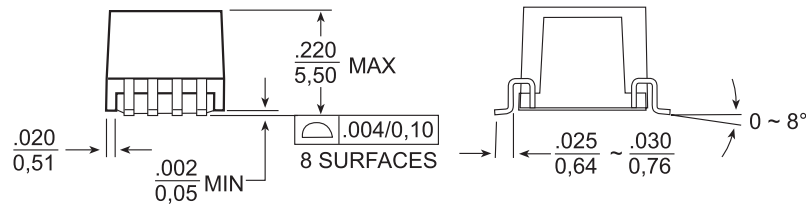
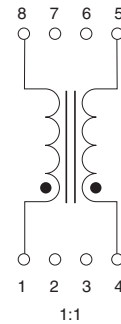
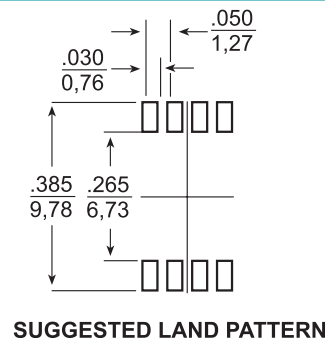
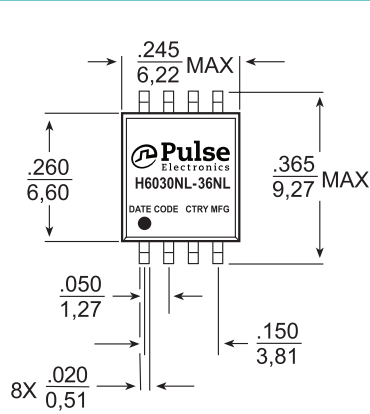
SMT COMMON MODE CHOKES

for PoE Applications

Mechanicals

Schematics

H6030NL-H6036NL

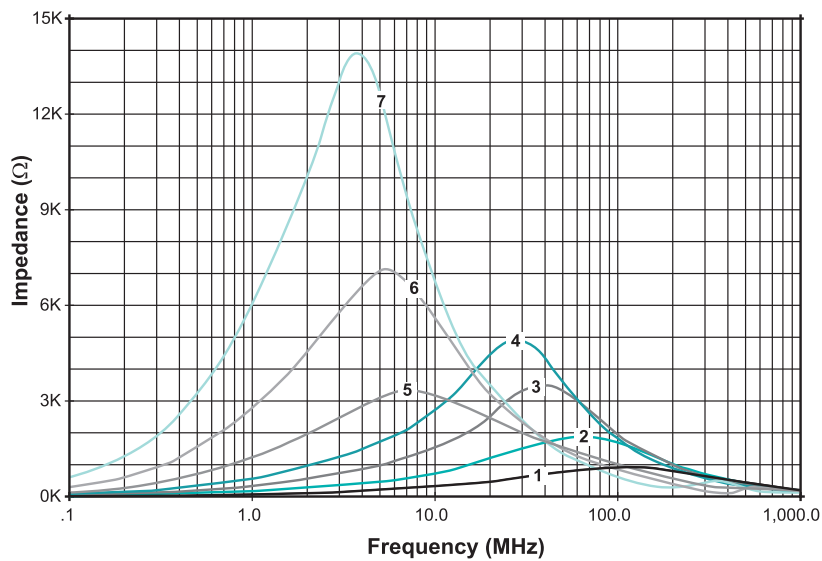


Weight0.4 grams
 Tape & Reel750
 Tube85

Dimensions: $\frac{\text{Inches}}{\text{mm}}$
 Unless otherwise specified, all tolerances are $\pm \begin{matrix} .010 \\ 0.25 \end{matrix}$

Impedance Curves

H6030NL-H6036NL



SMT COMMON MODE CHOKES

for PoE Applications

For More Information:

Americas - prodinfornetworkamericas@pulseelectronics.com | **Europe** - comms-Apps-Europe@pulseelectronics.com | **Asia** - prodinfornetworkapac@pulseelectronics.com

Performance warranty of products offered on this data sheet is limited to the parameters specified. Data is subject to change without notice. Other brand and product names mentioned herein may be trademarks or registered trademarks of their respective owners. © Copyright, 2019. Pulse Electronics, Inc. All rights reserved.