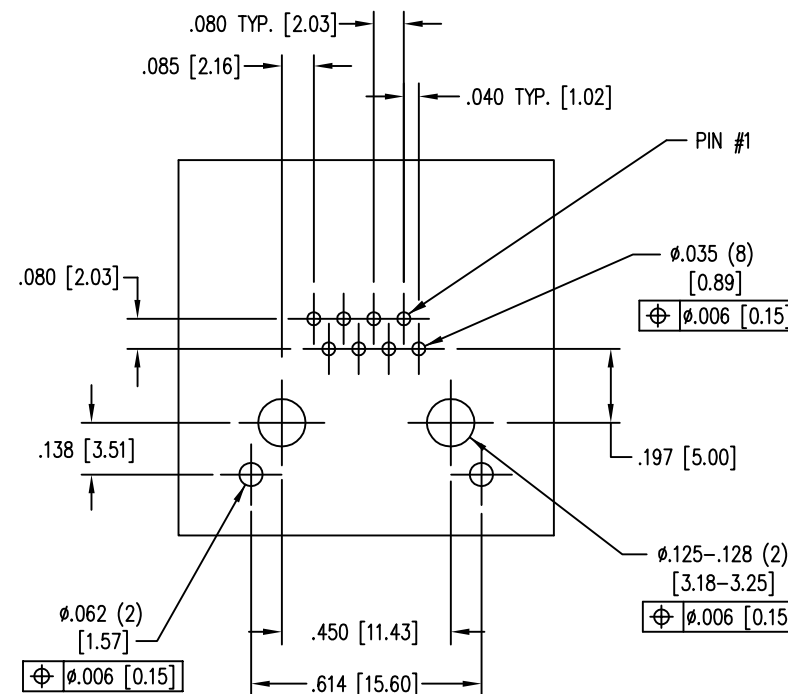
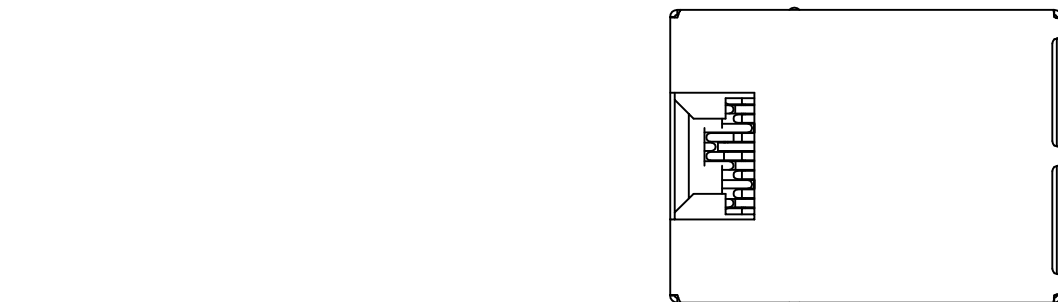


DATE	REV	ECN	APP'D. BY
1-12-15	B4	10180	TRM
2-10-16	B5	10532	TRM

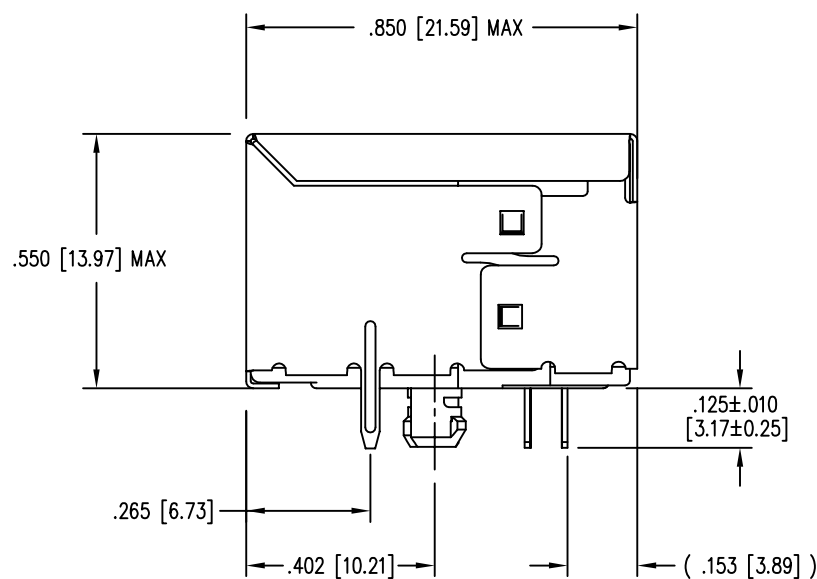
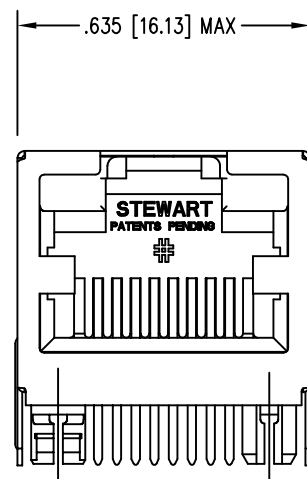
B

B



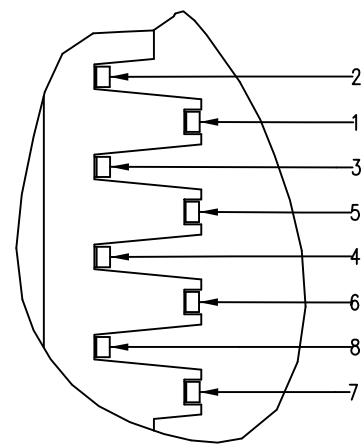
RECOMMENDED PCB HOLE LAYOUT
SEEN FROM COMPONENT SIDE
ALL CENTERLINE DIMENSIONS ARE BASIC

- NOTES:
- CONNECTOR MATERIALS:
HOUSING: THERMOPLASTIC UL94 V-0
CONTACTS/SHIELD: COPPER ALLOY
SHIELD PLATING: "REFLOW" TIN
CONTACT PLATING: SELECTIVE PLATING IN CONTACT AREA
SEE CHART FOR DETAILS
 - PRODUCT DESIGNED FOR CATEGORY 6 APPLICATIONS
 - DIMENSIONS AND TOLERANCES COMPLY WITH TIA-1096 STANDARD.
 - REFERENCE PRODUCT SPECIFICATION PR030-01

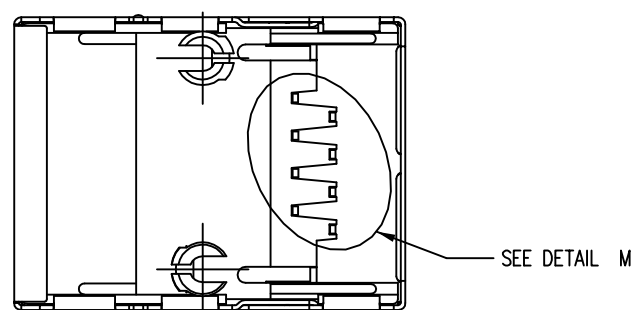


A

A



DETAIL M
OUTPUT PIN DESIGNATIONS

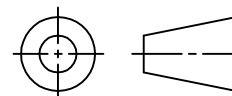


50 MICRO-INCHES [1.27um] Au OR 5 MICRO-INCHES [0.13um] Au OVER 30 MICRO-INCHES [0.76um] PdNi	SS60000-009G
CONTACT PLATING IN MATING AREA	PART NUMBER

EPP-918A TYPICAL PROPERTIES		
PROPERTY	VALUE	TEST METHOD
COLOR	LIGHT YELLOW	
SPECIFIC GRAVITY	0.75	ASTM D-792
DENSITY	0.89	ASTM D-1480
OPERATING TEMPERATURE RANGE	-40°C TO 85°C	
WATER SOLUBILITY	NEGLIGIBLE	



THIRD ANGLE PROJECTION



1118 Susquehanna Trail South
Glen Rock, PA 17327-9199
(717) 235-7512
<http://www.stewartconnector.com>

DO NOT SCALE DRAWING
DRAWING IS SUBJECT TO
CHANGE WITHOUT NOTICE

TITLE:
60 SERIES SHIELDED RIGHT ANGLE JACK, CONTAINS EPP-918A

DIMENSIONS: INCHES [METRIC]
UNLESS OTHERWISE SPECIFIED
TOLERANCES ARE ±.005 [0.13]
ANGLES ARE ± 1°

THIS DRAWING AND THE SUBJECT MATTER SHOWN THEREON
ARE CONFIDENTIAL AND THE PROPRIETARY PROPERTY OF
STEWART CONNECTOR AND SHALL NOT BE REPRODUCED,
COPIED, OR USED IN ANY MANNER WITHOUT PRIOR WRITTEN
CONSENT OF STEWART CONNECTOR. ONE OR MORE U.S. PATENTS
MAY APPLY TO THIS PRODUCT. FOR DETAILS, PLEASE
VISIT: [HTTP://BELFUSE.COM/STEWART/STEWART_PATENTS/](http://BELFUSE.COM/STEWART/STEWART_PATENTS/)

DRN BY:	TS	DATE	7-30-07
APPD BY:	TRM	DATE	7-30-07
DWG NO.	CT600024G	REV.	B5

SHEET NO.
1 OF 1