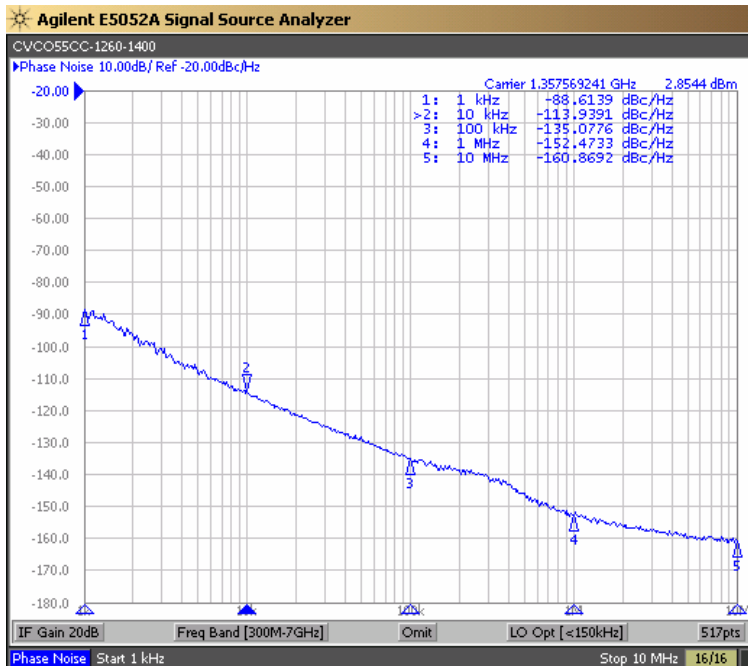


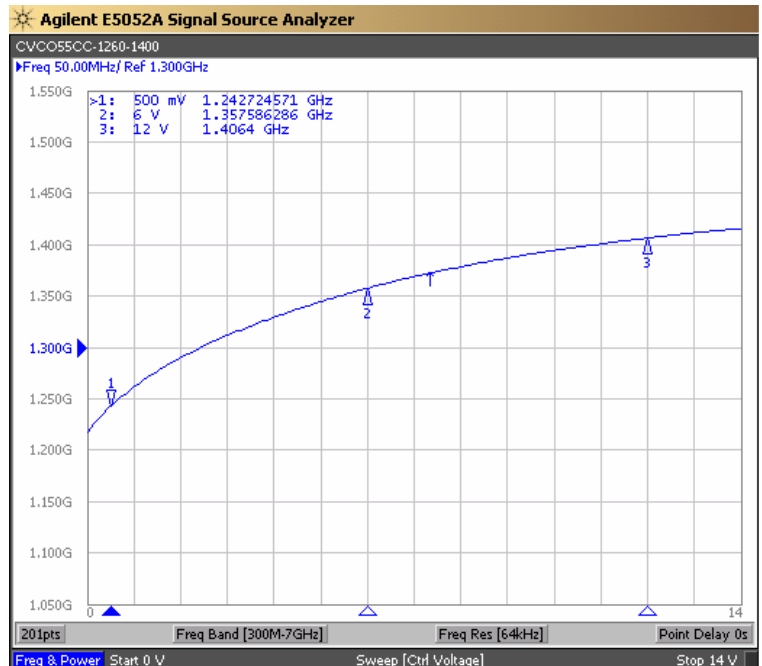


PERFORMANCE SPECIFICATION	MIN	TYP	MAX	UNITS
Lower Frequency:			1260	MHz
Upper Frequency:	1400			MHz
Tuning Voltage:	0.5		12.0	VDC
Supply Voltage:	7.75	8.0	8.25	VDC
Output Power:	0	+2.5	+5.0	dBm
Supply Current:		25		mA
Harmonic Suppression (2 nd Harmonic)		-20	-15	dBc
Pushing:		0.2	0.5	MHz/V
Pulling, all Phases:		0.2	0.5	MHz pk-pk
Tuning Sensitivity:		14		MHz/V
Phase Noise @ 10kHz offset:		-109		dBc/Hz
Phase Noise @ 100kHz offset:		-130		dBc/Hz
Load Impedance:		50		Ω
Input Capacitance:			47	pF
Operating Temperature Range:	-30		+70	$^{\circ}$ C
Storage Temperature Range:	-45		+90	$^{\circ}$ C

Phase Noise (1 Hz BW, Typical)

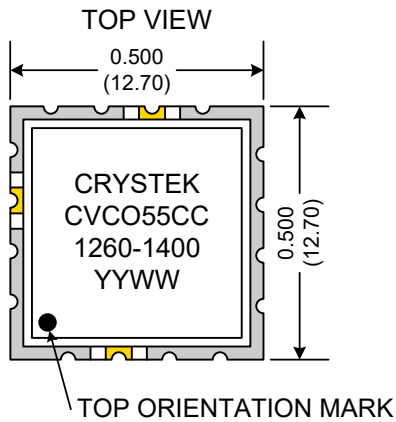
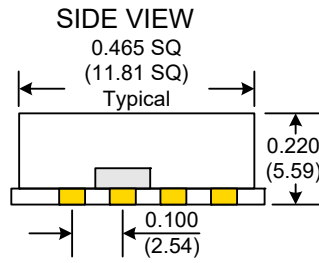


Tuning Curve (Typical)



Product Control:

Crystek Part Number:	CVCO55CC-1260-1400	Release Date:	30-Jun-2022
Revision Level:	E	Responsible:	C. Vales



Pad	Connection
2	Vt
10	RF-OUTPUT
14	Vcc
Others	GROUND

- Unless otherwise specified, Dimensions are in: $\frac{IN}{(mm)}$
- Pad Location Dimensions are in: Inches

TAPE AND REEL



Drawing not to scale

Product Control:

Crystek Part Number:	CVCO55CC-1260-1400	Release Date:	30-Jun-2022
Revision Level:	E	Responsible:	C. Vales

Crystek Corporation reserves the right to make changes to its products and/or information contained herein without notice. No liability is assumed as a result of its use or application.