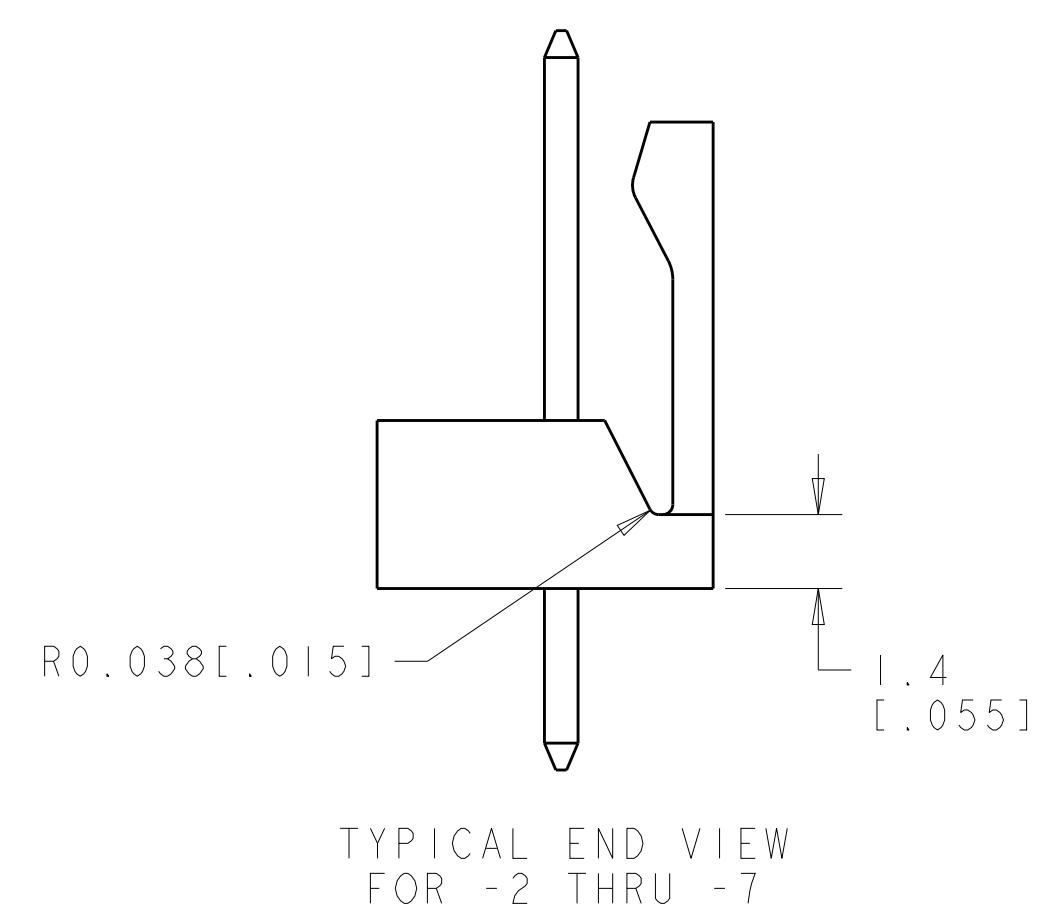
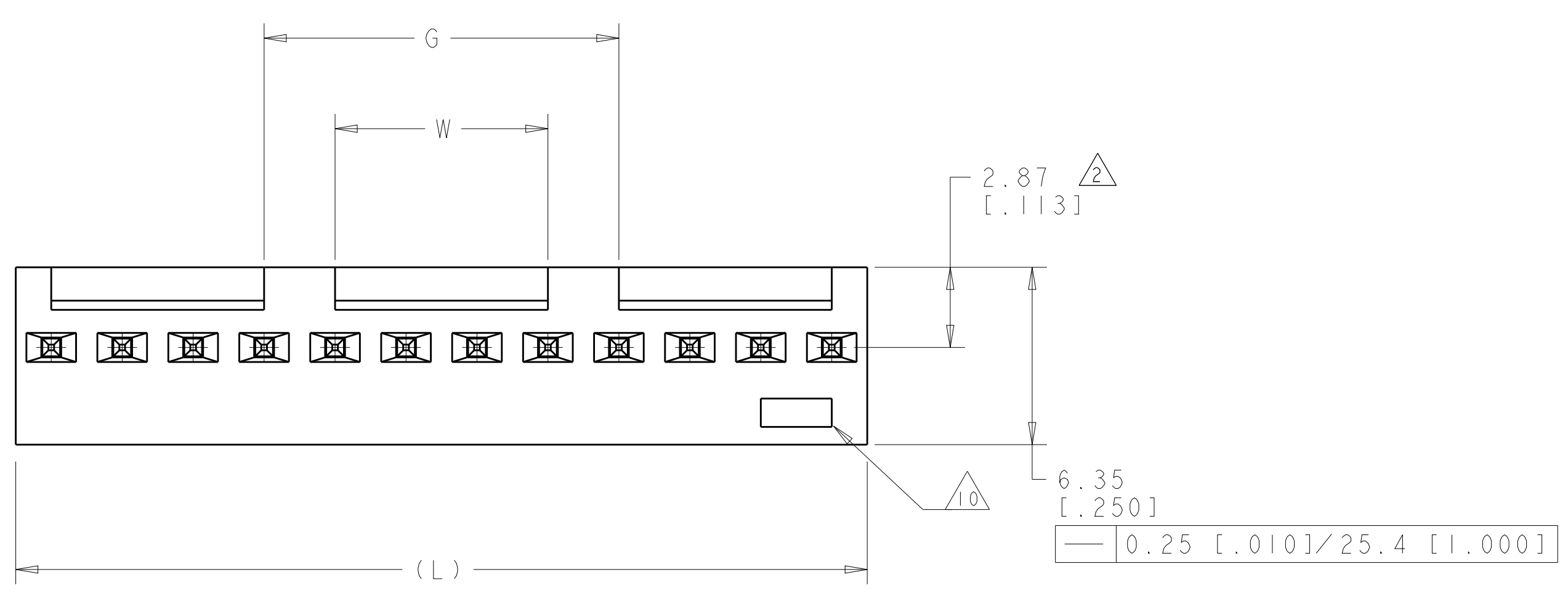
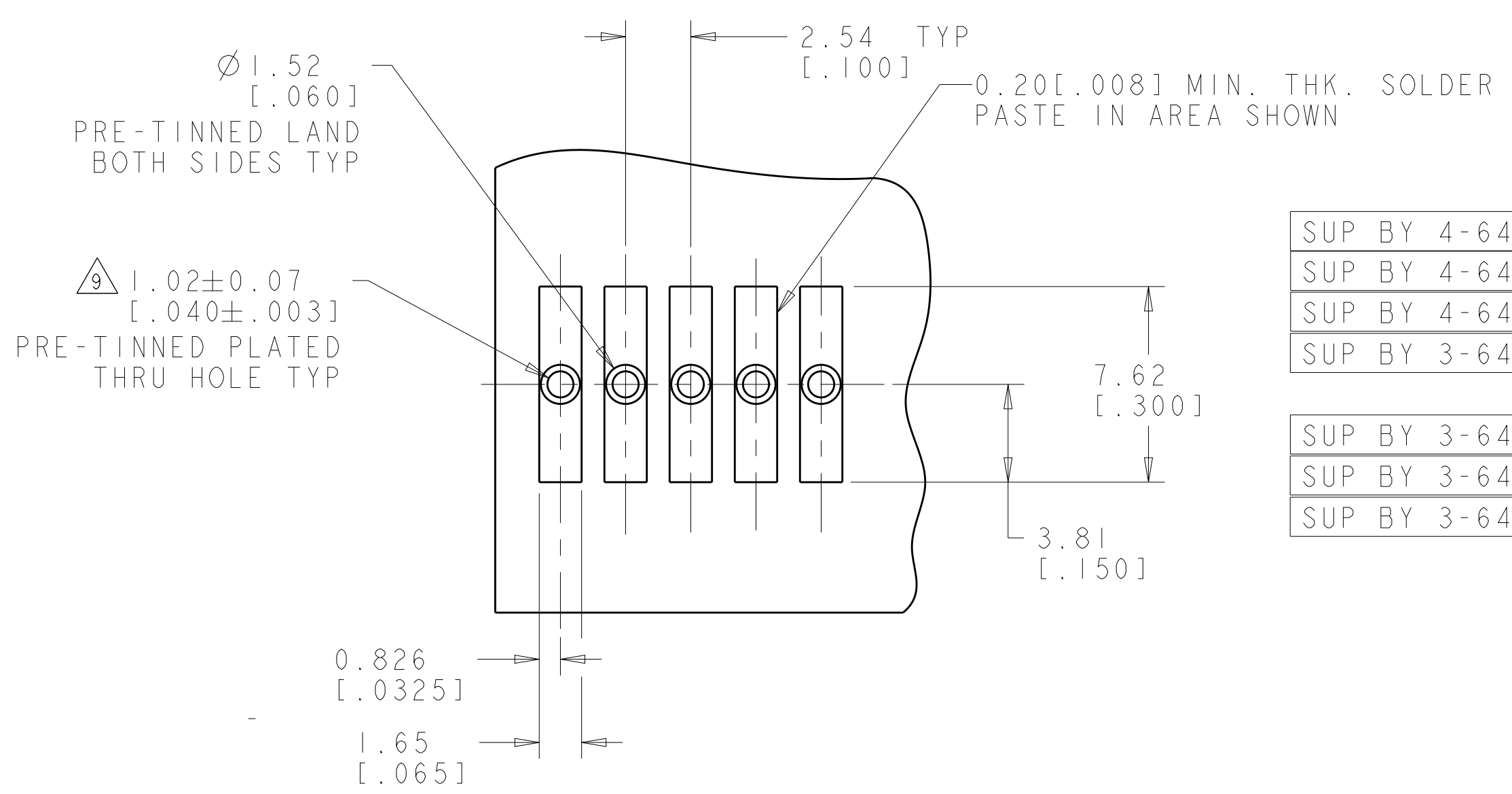

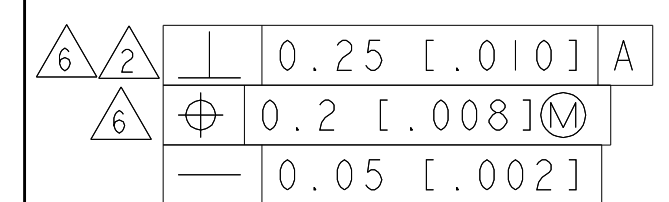
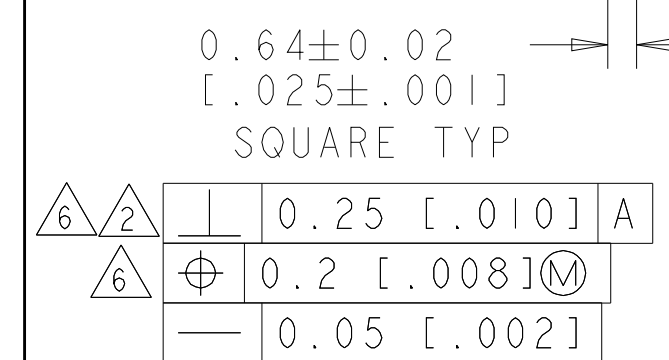
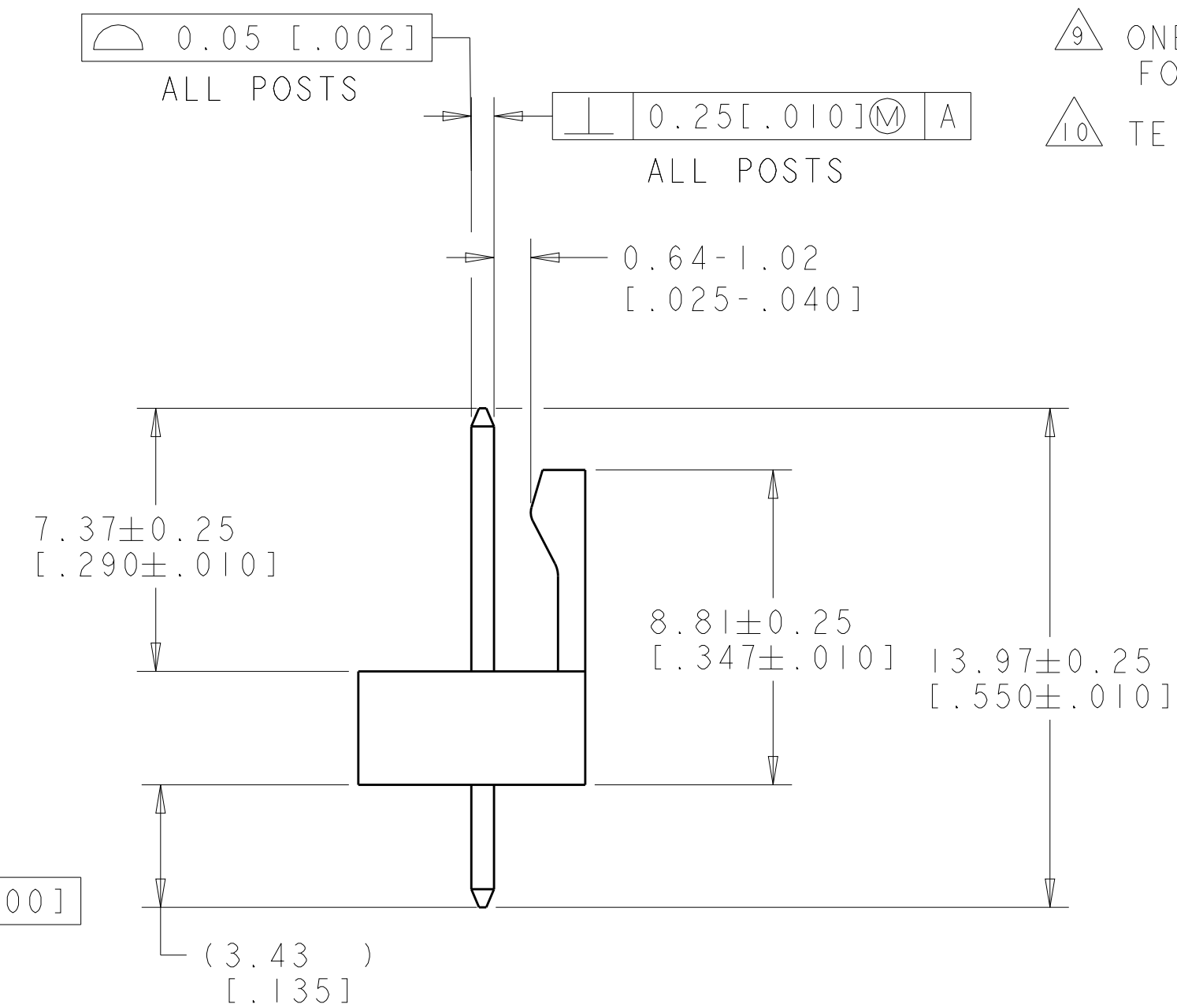
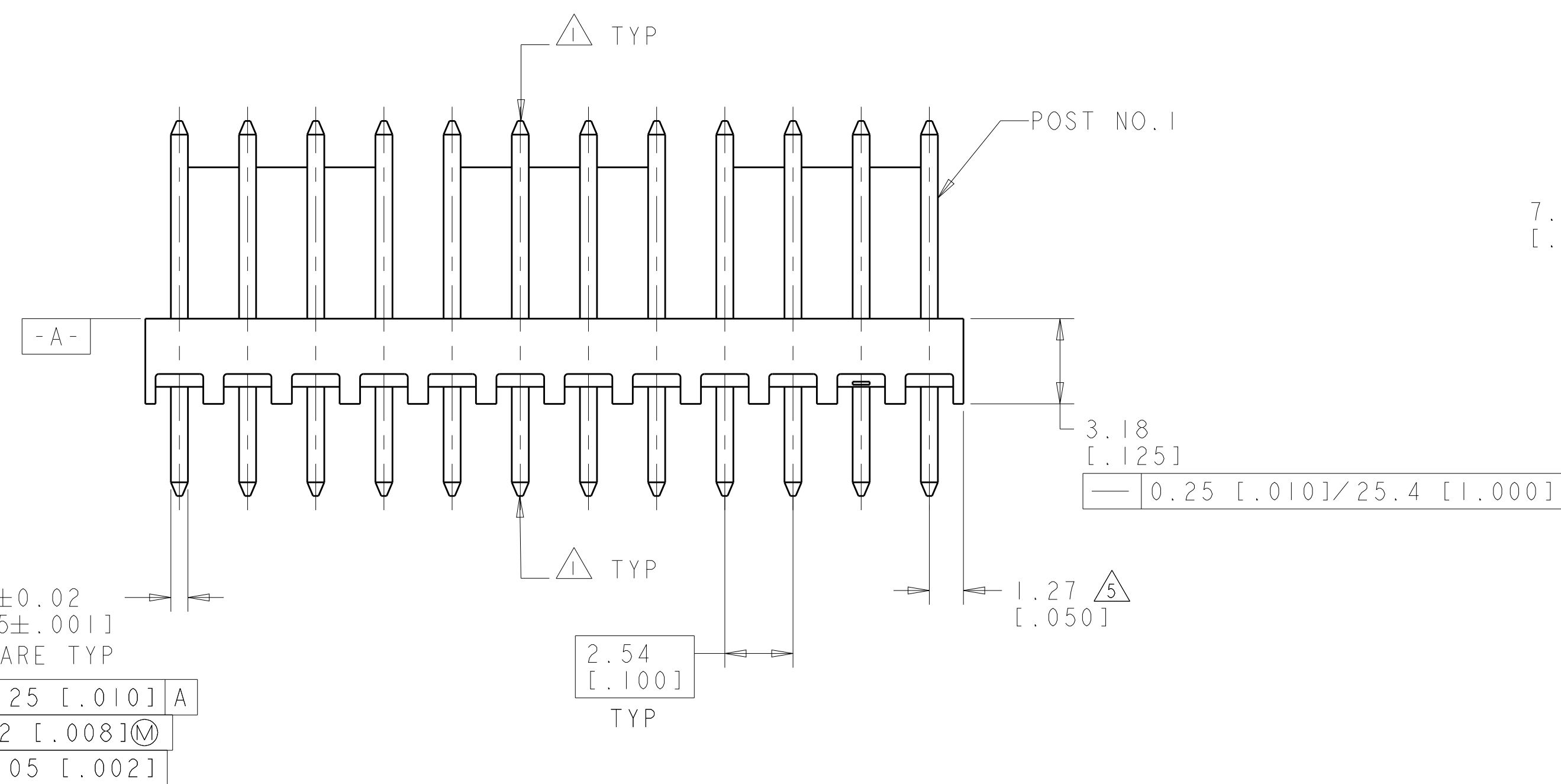


LOC	DIST	REVISIONS					
		P	LTN	DATE	DWN	APVD	
CM	00	T		REVISD PER ECO-13-008064	13MAY2013	DZ	YHM



- △ POST WITHSTAND 13 NEWTONS (3 LBS) MIN AXIAL FORCE IN DIRECTION SHOWN WITHOUT DISLODGING.
- △ MEASURED AT -A-.
- 3. PARTS COMPLY WITH SOLDERABILITY SPEC 109-11-2/12.
- △ MATERIAL: HOUSING: NYLON, 4/6, HIGH TEMP, BLACK.
POST -2 THRU -12 COPPER ALLOY BRIGHT TIN-LEAD 0.00305 [0.000120] MIN THICK.
POST -32 THRU -42 COPPER ALLOY MATTE TIN 0.00305 [0.000120] MIN THICK.
- △ COORDINATE DIMENSION APPLIES FROM CENTER OF ACTUAL FEATURE.
- △ POSTS TO BE MEASURED WHEN STRIP HELD FLAT.
- 7. DIMENSIONS IN BRACKETS ARE IN INCHES.
- △ TOLERANCES APPLY TO SOLDER SIDE OF BOARD.
- △ ONE HOLE MAY BE UNDERSIZED 0.81-0.89 [0.032-.035] DIAMETER FOR ASSEMBLY RETENTION DURING PROCESSING.
- △ TE LOGO, UL, AND CSA TRADEMARKS TO APPEAR ON THIS SURFACE.



RECOMMENDED MOUNTING HOLE PATTERN △ FOR 1.57±0.20 [0.062±0.008] THICK P.C. BOARD

7.62 [0.300]	12.70 [0.500]	30.48 [1.200]	12	4-647050-2
-	10.16 [0.400]	27.94 [1.100]	11	4-647050-1
-	7.62 [0.300]	25.40 [1.000]	10	4-647050-0
-	5.08 [0.200]	22.86 [0.900]	9	3-647050-9
-	2.54 [0.100]	20.32 [0.800]	8	3-647050-8
-	-	17.78 [0.700]	7	3-647050-7
-	-	15.24 [0.600]	6	3-647050-6
-	-	12.70 [0.500]	5	3-647050-5
-	-	10.16 [0.400]	4	3-647050-4
-	-	7.62 [0.300]	3	3-647050-3
-	-	5.08 [0.200]	2	3-647050-2
12.70 [0.500]	17.78 [0.700]	35.56 [1.400]	14	1-647050-4
7.62 [0.300]	12.70 [0.500]	30.48 [1.200]	12	1-647050-2
-	10.16 [0.400]	27.94 [1.100]	11	1-647050-1
-	7.62 [0.300]	25.40 [1.000]	10	1-647050-0
-	5.08 [0.200]	22.86 [0.900]	9	647050-9
-	2.54 [0.100]	20.32 [0.800]	8	647050-8
-	-	17.78 [0.700]	7	647050-7
-	-	15.24 [0.600]	6	647050-6
-	-	12.70 [0.500]	5	647050-5
-	-	10.16 [0.400]	4	647050-4
-	-	7.62 [0.300]	3	647050-3
-	-	5.08 [0.200]	2	647050-2
W	G	L	NO OF POSN	PART NO

- SUP BY 4-647050-2
- SUP BY 4-647050-1
- SUP BY 4-647050-0
- SUP BY 3-647050-9
- SUP BY 3-647050-7
- SUP BY 3-647050-6
- SUP BY 3-647050-5

THIS DRAWING IS A CONTROLLED DOCUMENT. DWN: J. WHITAKER 01NOV2001, CHK: D. BOSSI 01NOV2001, APVD: D. BOSSI 01NOV2001

STE TE Connectivity

NAME: MTA-100 HEADER ASSY, HIGH TEMPERATURE FRICTION LOCK, .025 SQUARE, STRAIGHT POST, TIN OR TIN LEAD

PRODUCT SPEC: APPLICATION SPEC

SIZE: A1 00779 C=647050

SCALE: NA SHEET: 1 OF 1 REV: T