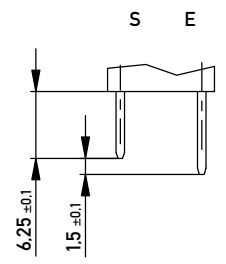
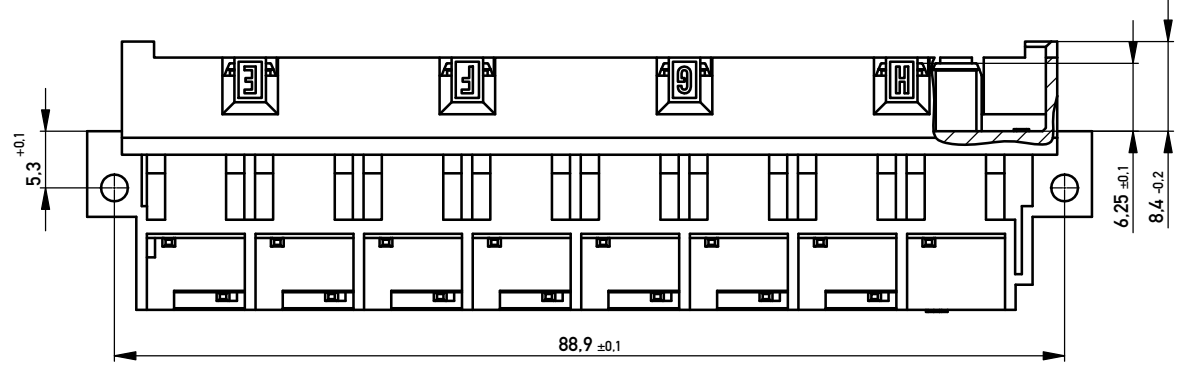
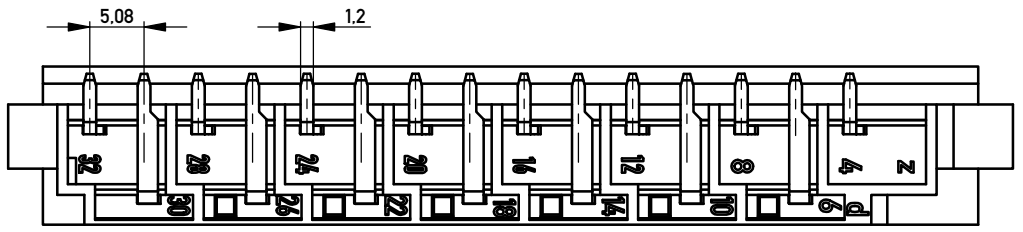
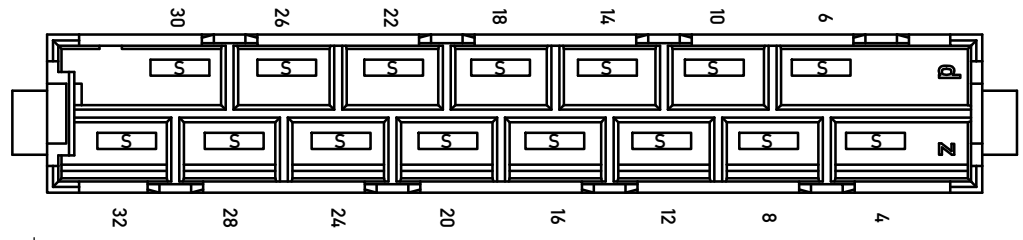


Stecklänge / mating length



E = early mate, late break / voreiland
 S = standard

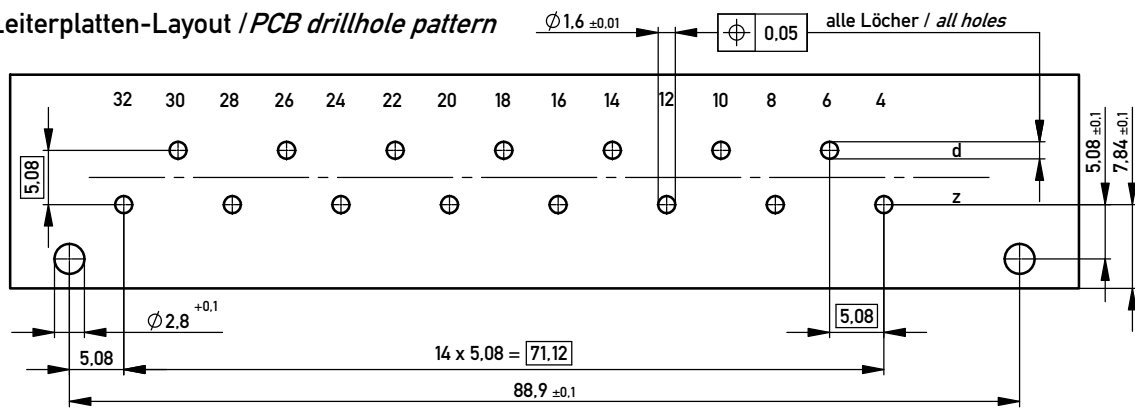
Bestückungsplan / contact layout



Lötanschluss 0,8 x 1,2 mm / solder terminal 0,8 x 1,2 mm
 Anforderungsstufe 1 = 500 Steckzyklen / performance class 1 = 500 mating cycles
 Bauart 3 / type 3

Fehlende Masse und Angaben nach DIN EN 60603-2 /
 Missing information and dimensions according to DIN EN 60603-2

Leiterplatten-Layout / PCB drillhole pattern



Copyright by ERNI GmbH
 Proprietary notice pursuant to ISO 9006 to be observed.

Information:		Tolerances		Scale	2:1
All rights reserved. Only for Information. To ensure that this is the latest version of this drawing, please contact one of the ERNI companies before using.		All Dimensions in mm		Designation	
Subject to modification without prior notice. Drawing will not be updated.				Messerleiste H15 Löt Male Connector H15 Solder	
www.ERNI.com		413638		I A3	
c	23.06.2015	Class		STVH15	
Index	Date				