

- 1
- 2
- 3
- 4
- 5
- 6
- 7
- 8
- 9
- 10
- 11
- 12
- 13
- 14
- 15
- 16
- 17
- 18

CASE

Zinc-plated steel.

BEZEL

AISI 303 stainless steel.

WINDOW

Glass.

DIAL

Natural matte anodised aluminium.
Clockwise or anti-clockwise graduation, black colour.

READING

The black pointer indicates the number of turns of the spindle from the start position (0); the red pointer indicates the fractions of turn.
Ballrace rotation: maximum reading accuracy.

RATIO

To choose the ratio see "Gravity position indicators introduction" (on page 460).

SPECIAL EXECUTIONS ON REQUEST

- Special dial with logo or customised graduations
- Special ratios
- Filling with paraffin oil, maximum continuous working temperature 40°C
- Single pointer
- Window in plexiglass instead of glass.

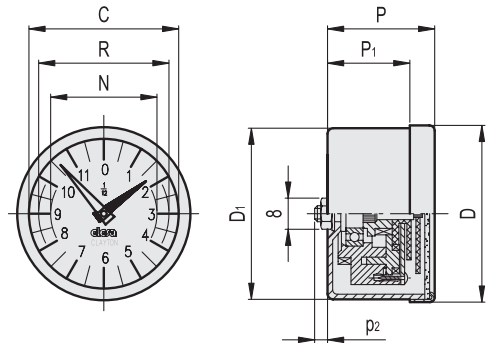
FEATURES AND APPLICATIONS

The knobs with integral gravity position indicator are suitable on spindles with horizontal or max 60° inclined axis.
To choose the handwheel see the table "Handwheels/knobs - possible assembly with indicators" (on page 461).



ELESA Original design

Conversion Table	
1 mm = 0.039 inch	
D	
mm	inch
49.6	1.95
68.4	2.69
112.7	4.44



METRIC

Series	D	P	D1	P1	p2	C	R	N	⚖
GA01	49.6	30	48.3	20.5	1.6	42	37	30	140
GA02	68.4	32	67.0	19.3	1.0	60	51	44	210
GA05	112.7	32	111.0	18.8	1.0	102	89	76	420

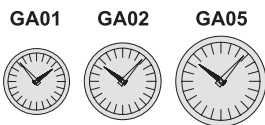
Example of description for ordering



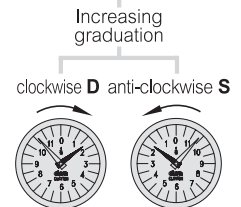
Series

Ratio

Graduation



Ratio	Description	Ratio	Description	Ratio	Description	Ratio	Description
2	0002	12	0012	36	0036	100	0100
4	0004	15	0015	40	0040	120	0120
5	0005	16	0016	48	0048	150 *	0150
6	0006	20	0020	50	0050	200 *	0200
8	0008	24	0024	60	0060		
10	0010	30	0030	72	0072		



* Available only for GA02 and GA05