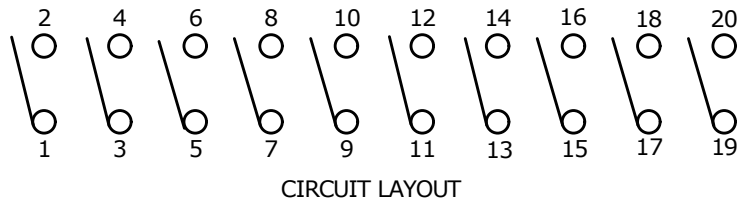
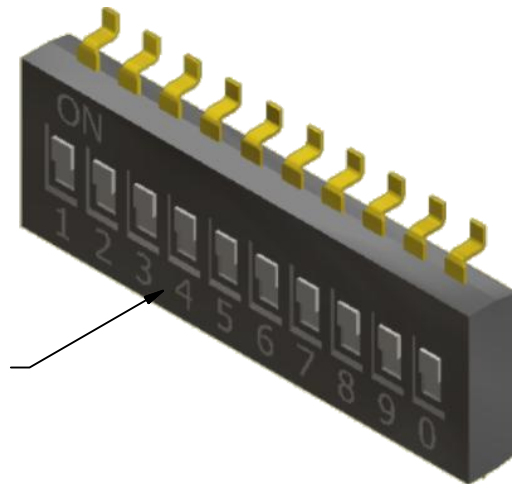
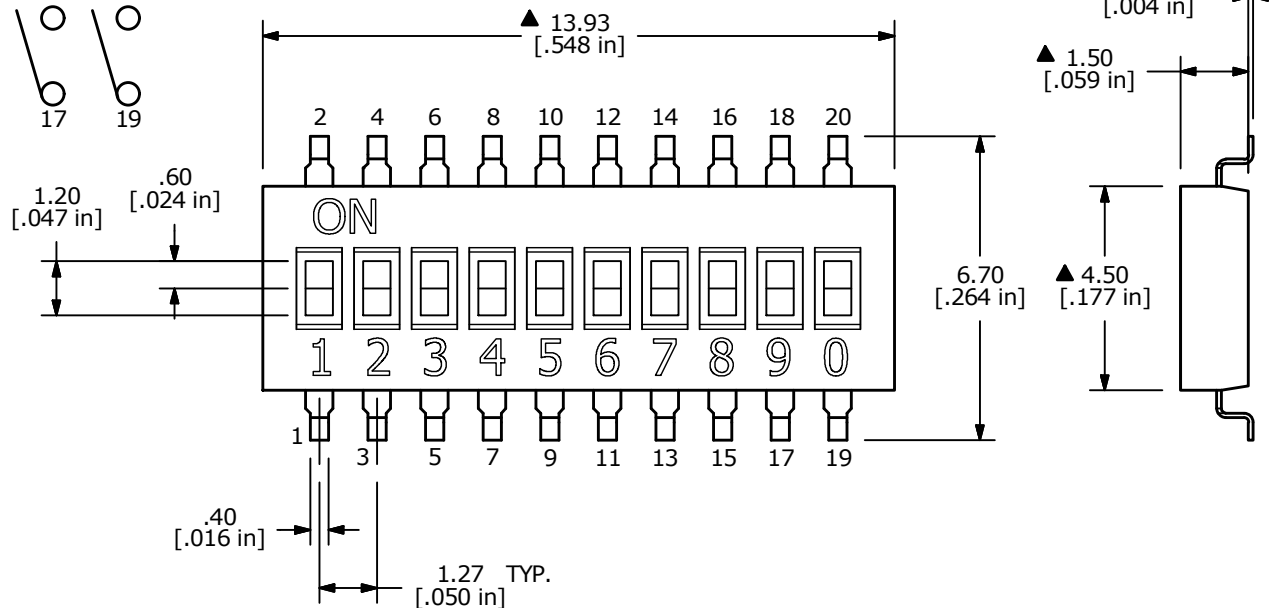


▲ ACTUATORS IN THE "ON" POSITION



NOTE:

1. ALL DIMENSIONS IN MM [INCH]
2. GENERAL TOLERANCE: X.X = ± 0.4
X.XX = ± 0.25
3. TERMINAL NUMBERS FOR REF. ONLY.
- ▲ 4. OPERATING FORCE: 500gf MAX.
5. TRAVEL: 0.6 ± 0.25 mm
6. CONTACT RATING: 25mA, 24VDC
7. CONTACT RESISTANCE: 100mΩ MAX.
8. INSULATION RESISTANCE: 100MΩ MIN @ 500VDC
9. DIELECTRIC STRENGTH: 300VAC 1 MIN.
10. LIFE: 1,000 CYCLES
11. OPERATING TEMPERATURE: -40°C to 85°C
- ▲ 12. PACKAGING: TAPE AND REEL / 4000 PIECES PER
13. ▲ DENOTES CRITICAL PARAMETER.
14. 2011/65/EU (ROHS) COMPLIANT
- ▲ 15. SWITCHES TO BE SHIPPED WITH THE ACTUATORS IN THE "ON" POSITION.



C	23320	Actuators to "ON" Position	4/25/18	MW
B	22547	update drawing	10/17/16	MW
A	19393	RELEASED FOR PRODUCTION	11/1/10	BLR
REV	PCR NO	DESCRIPTION	DATE	BY

THE INFORMATION CONTAINED IN THIS DOCUMENT IS PROPRIETARY TO E-SWITCH AND IS NOT TO BE COPIED OR TRANSFERRED



TITLE KAN1110RR-ON (Tape and Reel)				
SCALE	DATE	DR	DWG	REV
6:1	11/1/2010	BLR	N111252	C