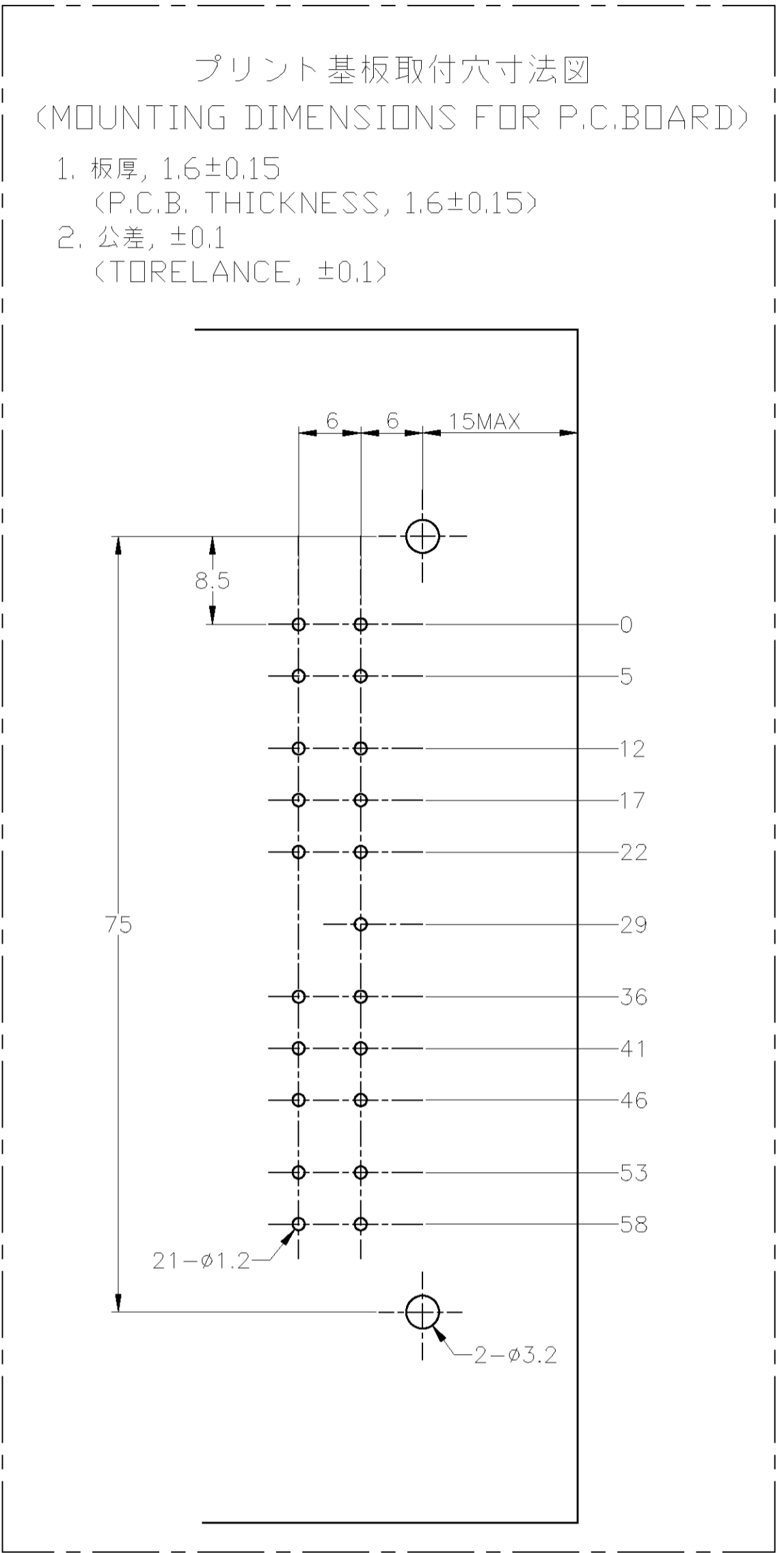
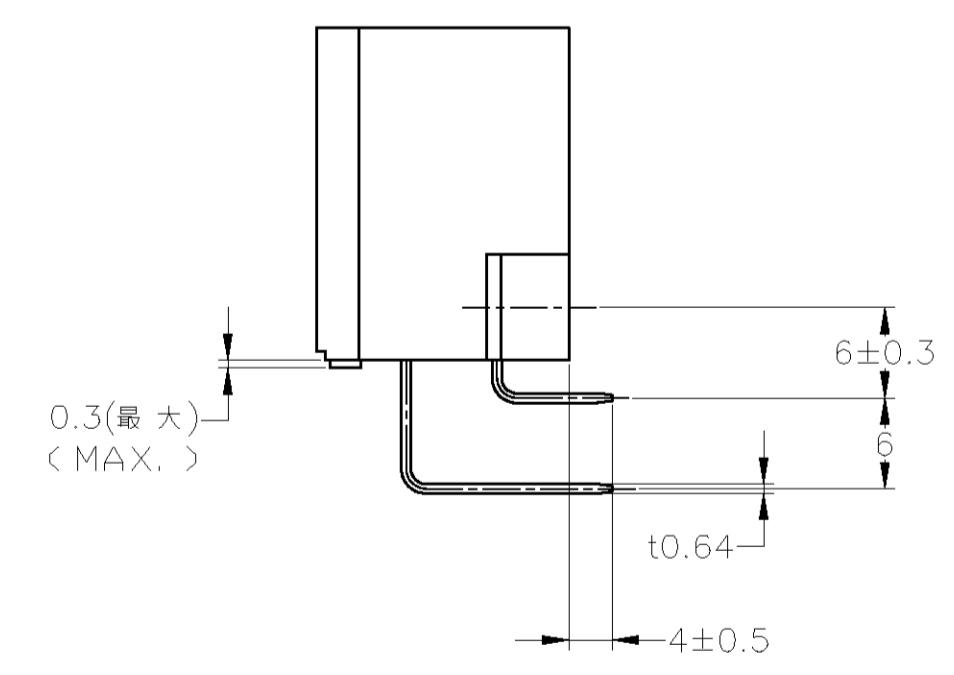
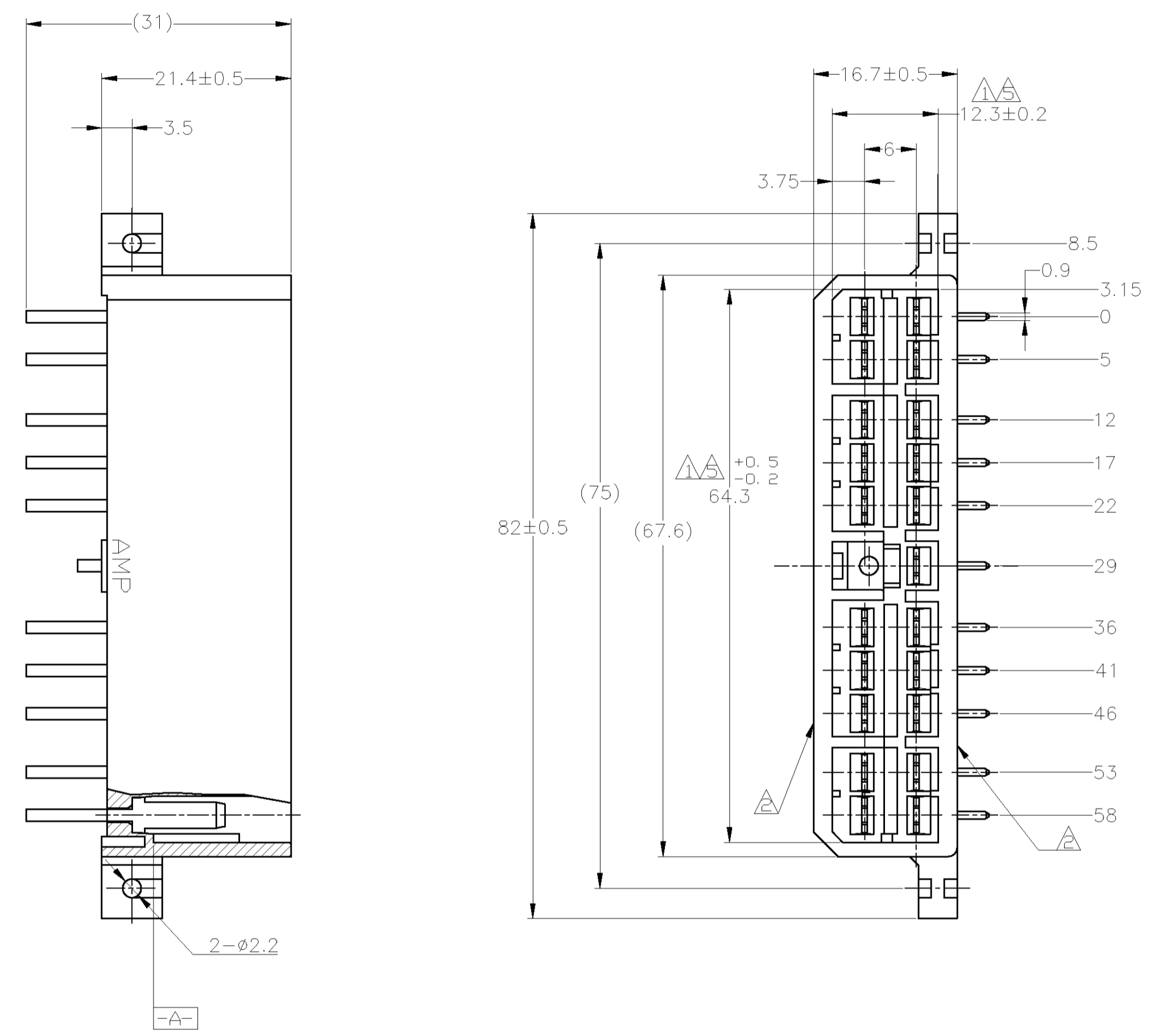
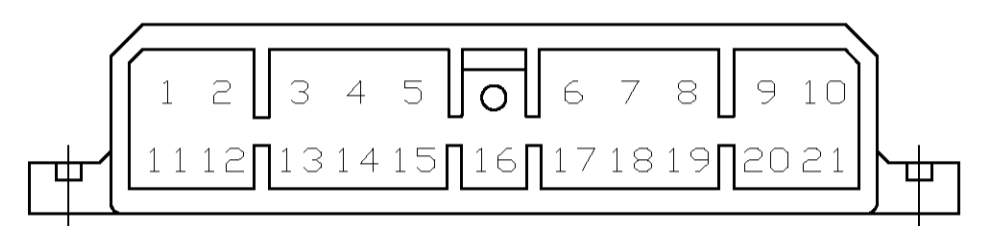


REVISEMENTS		DATE	BY	APPV
NO.	DESCRIPTION			
1	ECR-13-006271	12APR2013	TS	KB



- 注記:
- △ 相手ハウジングと所定の機能を満たしてかみ合えること。
 - △ フードの反りは0.2以内。
 - 3 プリント基板への取付けは JIS B1115 M3 1種のタッピングネジで締め付けた後はんだ付けする。
 - 4 適用製品規格: 108-5093
 - △ -A- 面より2mmの範囲で測定のこと。
 - 6 相手ハウジングとのかみ合力は、29.4N以下。但し、リセプタクルコンタクトは含まない。
 - △ 金めっき位置番号: 下図参照のこと (回路番号ではありません)
- NOTE:
- △ IN COUPLING WITH THE PLUG HOUSING MATING SATISFIES FUNCTION
 - △ WARPAGE 0.2 MAX.
 - 3 SOLDERING AFTER MOUNTING P.C. BOARD BY 3mmDIA TAPPING SCREW, SPECIFIED IN JIS B1115
 - 4 PRODUCT SPEC NO. 108-5093
 - △ TO BE MEASURED WITHIN 2mm FROM -A-
 - 6 IN COUPLING WITH THE PLUG HOUSING MATING FORCE 29.4N MAX. WITHOUT RECEPTACLE CONTACT
 - △ GOLD PLATED POSITION NUMBER. (NOT CIRCUIT NUMBER)



POSITION	FINISH	PLATING	COLOR	PART NUMBER
①~②	SELECTIVE-TIN (MATTE)	SELECTIVE GOLD (0.38μm MIN.)	NATURAL	3-5171367-1
①~②	SELECTIVE-TIN (MATTE)	SELECTIVE GOLD (0.76μm MIN.)	NATURAL	2-5171367-1
⑥ ⑨ ⑩ ⑰ ⑳	TIN-LEAD	SELECTIVE GOLD (0.38μm MIN.)	NATURAL	4-171367-1
	PRE-TIN			
OBSOLETE ①~⑩, ⑪~⑳	TIN-LEAD	SELECTIVE GOLD (0.38μm MIN.)	GREEN	3-171367-4
	TIN-LEAD	SELECTIVE GOLD (0.38μm MIN.)	NATURAL	3-171367-1
OBSOLETE ①~⑩, ⑪~⑳	TIN-LEAD	SELECTIVE GOLD (0.76μm MIN.)	GREEN	2-171367-4
	TIN-LEAD	SELECTIVE GOLD (0.76μm MIN.)	NATURAL	2-171367-1
③ ⑨ ⑬ ⑮	TIN-LEAD	SELECTIVE GOLD (0.38μm MIN.)	YELLOW	1-171367-7
	PRE-TIN			
			GRAY	1-171367-6
			BLUE	1-171367-5
			GREEN	1-171367-4
			BROWN	1-171367-3
			BLACK	1-171367-2
③ ⑨ ⑬ ⑮	TIN-LEAD	SELECTIVE GOLD (0.38μm MIN.)	NATURAL	1-171367-1
	PRE-TIN			
--	PRE-TIN		GRAY	171367-6
--	PRE-TIN		BLUE	171367-5
--	PRE-TIN		GREEN	171367-4
--	PRE-TIN		BROWN	171367-3
--	PRE-TIN		BLACK	171367-2
--	PRE-TIN		NATURAL	171367-1
GOLD PL. POSITION No. 金めっき位置番号	SOLDERING SIDE 半田付け部	CONTACT SIDE 接触部側	COLOR 色	PART NUMBER 製品型番
		CONTACT FINISH コンタクト仕上		

TOLERANCE UNLESS OTHERWISE SPECIFIED:

公差: 概

0 <= <= 10 : ±0.2
 10 <= <= 30 : ±0.25
 30 <= <= 100 : ±0.3
 ANGLE : ±3°

THIS DRAWING IS A CONTROLLED DOCUMENT.

DIMENSIONS: 単位: 概 mm

TOLERANCES UNLESS OTHERWISE SPECIFIED: 公差: 概

MATERIAL: HSG: 66 NYLON CONTACT: BRASS

FINISH: 仕上

DRAWING NO: 31AUG07

REV: 1

DATE: 31AUG07

NAME: K. BETSUJI

DESIGNER: K. BETSUJI

PRODUCT SPEC: 21P HORIZONTAL TYPE CAP HOUSING MULTI-INTERLOCK CONN. WIRE TO PCB

APPLICATION SPEC: 取付条件規格

SIZE: A1

SCALE: 2:1

SHEET: 1 OF 1

REV: K5

CUSTOMER DRAWING

SCALE: 2:1

SHEET: 1 OF 1

REV: K5