



Auxiliary switch on the front, 4 NC Current path 1 NC, 1 NC, 1 NC, 1 NC for 3RH and 3RT screw terminal .1/2, .1/2, .1/2, .1/2

| General technical data | |
|---|---|
| product brand name | SIRIUS |
| suitability for use | Contactor relay and power contactor |
| protection class IP on the front | IP20 |
| ambient temperature | |
| • during storage | -55 ... +80 °C |
| • during operation | -25 ... +60 °C |
| mechanical service life (switching cycles) typical | 10 000 000 |
| electrical endurance (switching cycles) at AC-15 at 230 V typical | 200 000 |
| contact reliability of auxiliary contacts | 1 faulty switching per 100 million (17 V, 1 mA) |
| insulation voltage with degree of pollution 3 at AC rated value | 690 V |
| surge voltage resistance rated value | 6 kV |
| Auxiliary circuit | |
| number of NC contacts for auxiliary contacts | |
| • instantaneous contact | 4 |
| • lagging switching | 0 |
| number of NO contacts for auxiliary contacts | |
| • instantaneous contact | 0 |
| • leading contact | 0 |
| operational current of auxiliary contacts at AC-12 | |
| • at 24 V | 10 A |
| • at 230 V | 10 A |
| • maximum | 10 A |
| operational current | |
| • of auxiliary contacts | |
| — at AC-14 | |
| — at 125 V | 6 A |
| — at 250 V | 6 A |
| — at AC-15 | |
| — at 24 V | 6 A |
| — at 230 V | 6 A |
| — at 400 V | 3 A |
| • at AC-15 at 690 V rated value | 1 A |
| operational current | |
| • of auxiliary contacts at DC-12 | |
| — at 24 V | 10 A |
| — at 110 V | 3 A |
| — at 220 V | 1 A |

| | |
|--|---|
| <ul style="list-style-type: none"> ● with 2 current paths in series at DC-12 <ul style="list-style-type: none"> — at 24 V rated value — at 60 V rated value — at 110 V rated value — at 220 V rated value — at 440 V rated value — at 600 V rated value ● with 3 current paths in series at DC-12 <ul style="list-style-type: none"> — at 24 V rated value — at 60 V rated value — at 110 V rated value — at 220 V rated value — at 440 V rated value — at 600 V rated value | 10 A 10 A 4 A 2 A 1.3 A 0.65 A 10 A 10 A 10 A 3.6 A 2.5 A 1.8 A |
| operational current | |
| <ul style="list-style-type: none"> ● of auxiliary contacts at DC-13 <ul style="list-style-type: none"> — at 24 V — at 60 V — at 110 V — at 220 V ● with 2 current paths in series at DC-13 <ul style="list-style-type: none"> — at 24 V rated value — at 60 V rated value — at 110 V rated value — at 220 V rated value — at 440 V rated value — at 600 V rated value ● with 3 current paths in series at DC-13 <ul style="list-style-type: none"> — at 24 V rated value — at 60 V rated value — at 110 V rated value — at 220 V rated value — at 440 V rated value — at 600 V rated value | 6 A 2 A 1 A 0.3 A 10 A 3.5 A 1.3 A 0.9 A 0.2 A 0.1 A 10 A 4.7 A 3 A 1.2 A 0.5 A 0.26 A |
| Installation/ mounting/ dimensions | |
| fastening method | snap-on mounting |
| width | 36 mm |
| height | 37.5 mm |
| depth | 43.7 mm |
| Connections/ Terminals | |
| type of electrical connection for auxiliary and control circuit | screw-type terminals |
| type of connectable conductor cross-sections | |
| <ul style="list-style-type: none"> ● for auxiliary contacts <ul style="list-style-type: none"> — finely stranded — with core end processing ● at AWG cables for auxiliary contacts | 2x (0.5 ... 1.5 mm ²), 2x (0.75 ... 2.5 mm ²) 2x (20 ... 16), 2x (18 ... 14) |
| Safety related data | |
| product function mirror contact according to IEC 60947-4-1 | Yes |
| <ul style="list-style-type: none"> ● note | with 3RT2 |
| product function positively driven operation according to IEC 60947-5-1 | Yes |
| <ul style="list-style-type: none"> ● note | with 3RH2 |
| Certificates/ approvals | |
| General Product Approval | |



[Confirmation](#)



[KC](#)



| | | | |
|-----|---------------------------------------|-------------------|-------------------|
| EMC | Functional Safety/Safety of Machinery | Test Certificates | Marine / Shipping |
|-----|---------------------------------------|-------------------|-------------------|



[Type Examination Certificate](#)

[Special Test Certificate](#)

[Type Test Certificates/Test Report](#)



| | |
|-------------------|-------|
| Marine / Shipping | other |
|-------------------|-------|



[Environmental Confirmations](#)

| | |
|-------|---------|
| other | Railway |
|-------|---------|

[Confirmation](#)



[Vibration and Shock](#)

[Type Test Certificates/Test Report](#)

[Special Test Certificate](#)

Further information

Information- and Downloadcenter (Catalogs, Brochures,...)

<https://www.siemens.com/ic10>

Industry Mall (Online ordering system)

<https://mall.industry.siemens.com/mall/en/en/Catalog/product?mlfb=3RH2911-1FA04>

Cax online generator

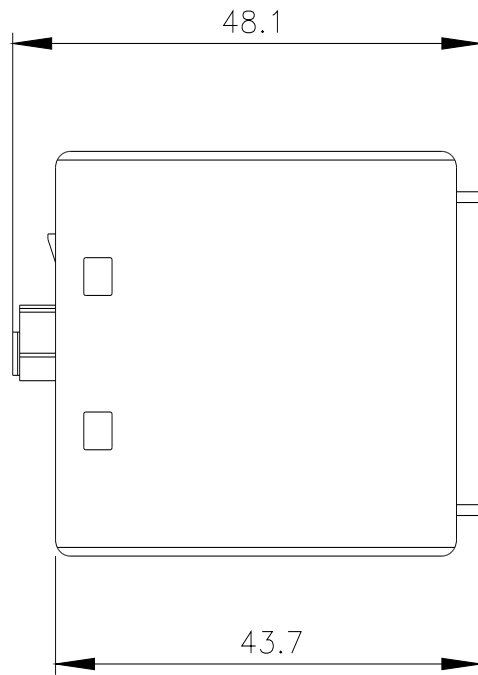
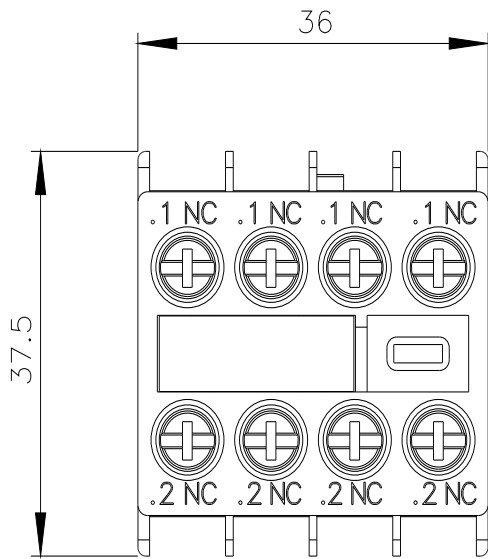
<http://support.automation.siemens.com/WW/CAXorder/default.aspx?lang=en&mlfb=3RH2911-1FA04>

Service&Support (Manuals, Certificates, Characteristics, FAQs,...)

<https://support.industry.siemens.com/cs/ww/en/ps/3RH2911-1FA04>

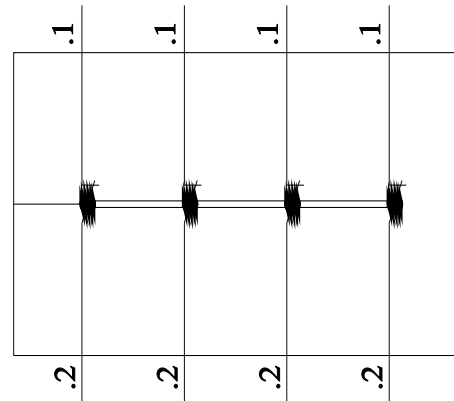
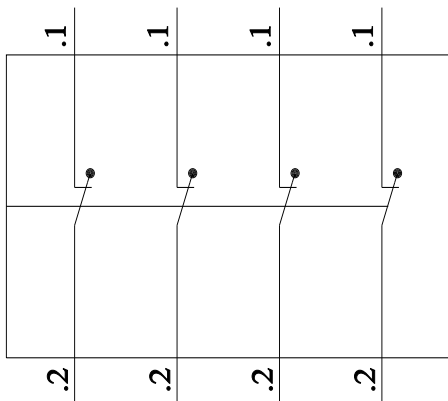
Image database (product images, 2D dimension drawings, 3D models, device circuit diagrams, EPLAN macros, ...)

http://www.automation.siemens.com/bilddb/cax_de.aspx?mlfb=3RH2911-1FA04&lang=en



3RT2

3RH2



last modified:

12/21/2020