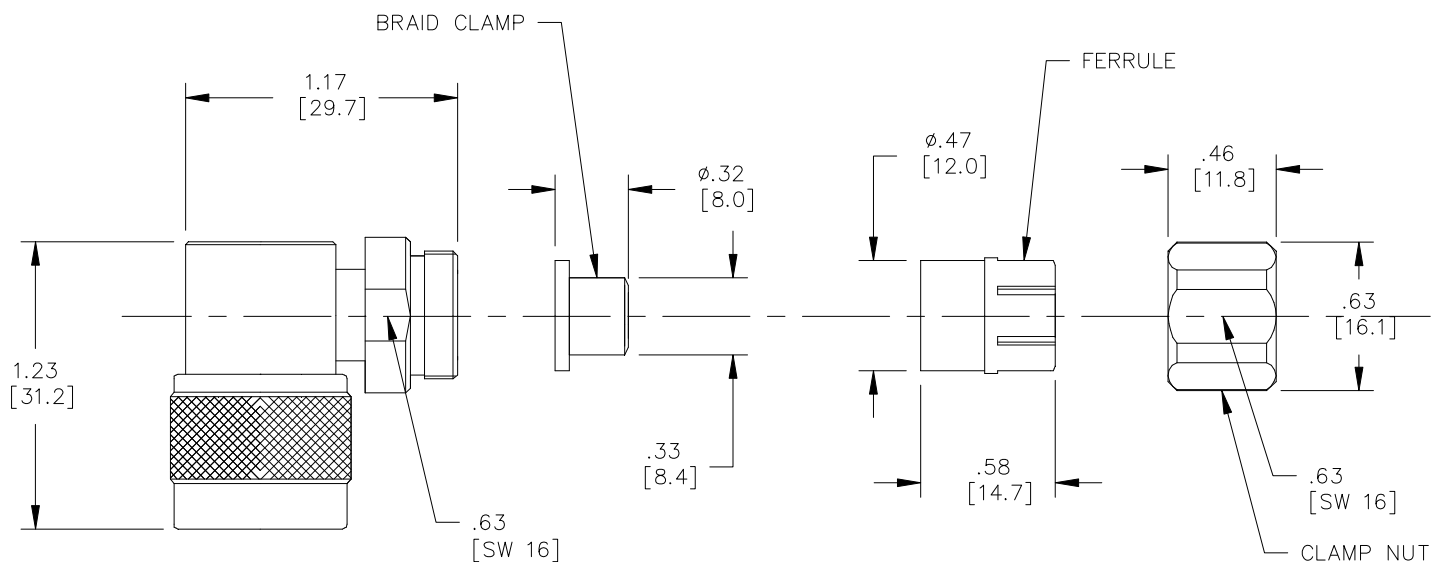


**Model 73048**

**N Type Right-Angle Plug, 50 Ohm, Clamp Type, RG214, 225, 393**



*Model 73048  
N Type Right-Angle Plug, 50 Ohm, Clamp Type,  
RG214, 225, 393*

**Features**

- DC – 11GHz bandwidth.
- Connectors are precision machined.
- Meets interface requirements MIL-C-39012.
- Connector accepts cable types RG/U: 214, 225, 393

**Materials**

Center Conductor, Male: Brass, Gold Plated  
Connector Body: Brass, Nickel Plated  
Insulators: PTFE

**Specifications**

Impedance:	50Ω
Frequency Range:	DC – 11GHz
Contact Resistance:	
Center Conductor:	≤1.0 mΩ
Outer Conductor:	≤0.2 mΩ
Insulation Resistance:	≥ 5000 MΩ
Dielectric Withstand Voltage:	1000V
	<i>For CE compliance, do not hold in hand when voltages exceed 33 Vrms / 70 Vdc.</i>
Number of Insertions:	500 cycles minimum

**Ordering Information**

Model: **73048**

USA: Sales: 800-490-2361  
Technical Support: [technicalsupport@pomonatest.com](mailto:technicalsupport@pomonatest.com)  
Fax: 425-446-5844

Europe: 31-(0) 40 2675 150 International: 425-446-5500

Where to Buy: [www.pomonaelectronics.com](http://www.pomonaelectronics.com)

All dimensions are in inches. Tolerances (except noted): .xx = ±.02" (.51 mm), .xxx = ± .005" (.127 mm). All specifications are to the latest revisions. Specifications are subject to change without notice. Registered trademarks are the property of their respective companies.


**Model 73048**  
**N Type Right-Angle Plug, 50 Ohm, Clamp Type, RG214, 225, 393**

**Cable Types**

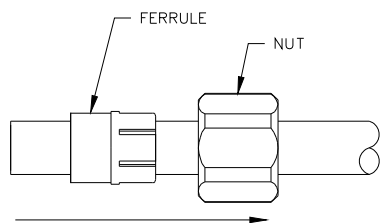
Connector Model #	Cable Groups
73048	RG214, 225, 393

**Cable Assembly Instructions**

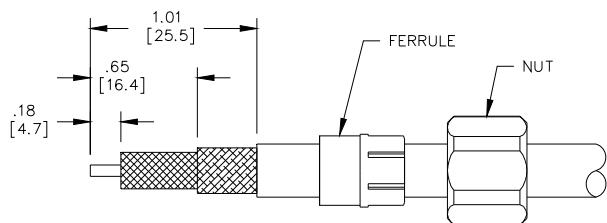
1. CUT CABLE END EVENLY AND PERPENDICULAR.



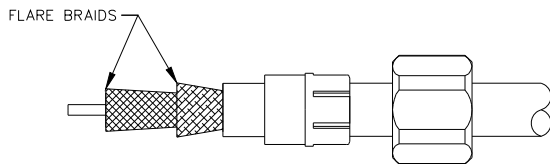
2. SLIDE NUT AND FERRULE OVER CABLE.



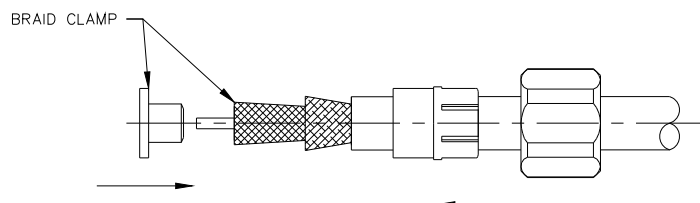
3. STRIP CABLE JACKET, BRAID AND DIELECTRIC TO SPECIFIC LENGTHS.



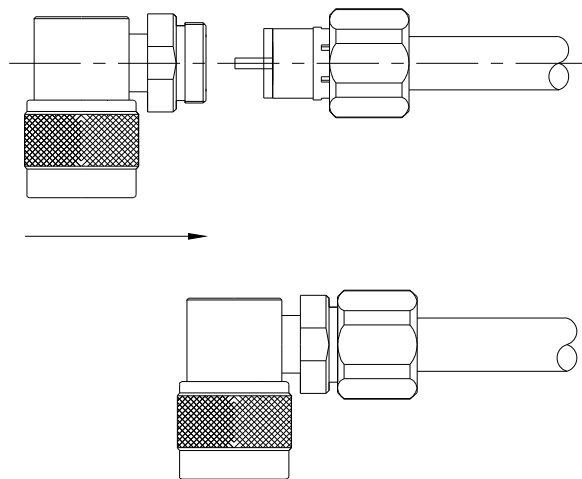
4. FLARE BRAID END SLIGHTLY.



5. SLIDE BRAID CLAMP UNDER BRAID. SLIDE FERRULE AND NUT FORWARD OVER BRAID.



6. SLIDE CONNECTOR BODY OVER ASSEMBLY AND SCREW NUT.



**USA:** Sales: 800-490-2361  
 Technical Support: [technicalsupport@pomonatest.com](mailto:technicalsupport@pomonatest.com)  
 Fax: 425-446-5844  
**Europe:** 31-(0) 40 2675 150 **International:** 425-446-5500  
**Where to Buy:** [www.pomonaelectronics.com](http://www.pomonaelectronics.com)

All dimensions are in inches. Tolerances (except noted): .xx = ±.02" (.51 mm), .xxx = ±.005" (.127 mm). All specifications are to the latest revisions. Specifications are subject to change without notice. Registered trademarks are the property of their respective companies.