

Data sheet | Item number: 231-336/001-000

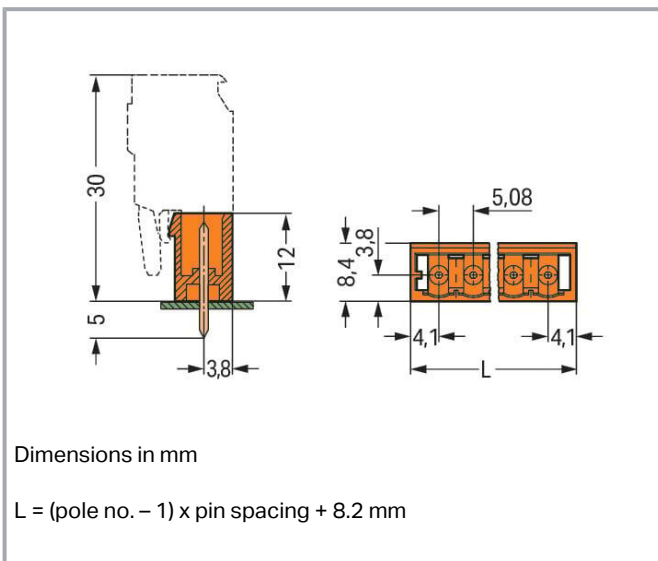
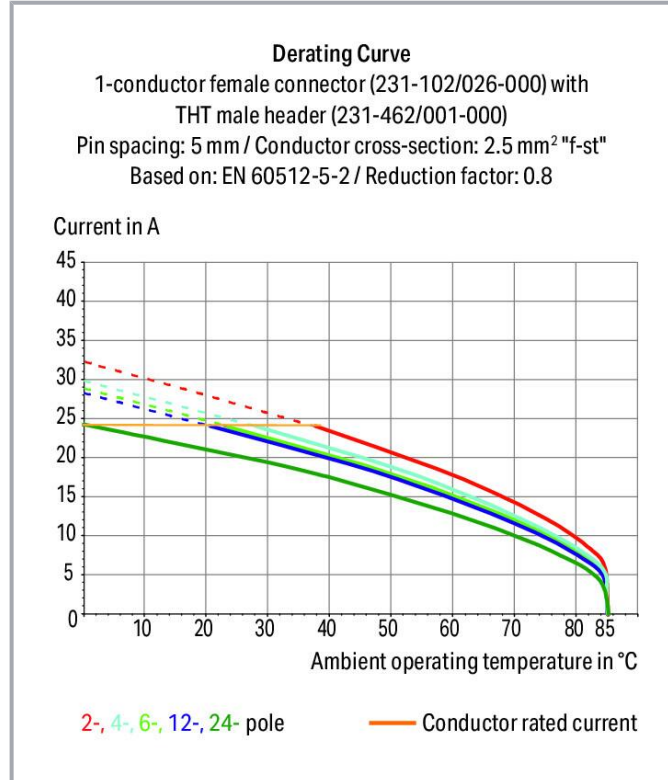
THT male header; 1.0 x 1.0 mm solder pin; straight; Pin spacing 5.08 mm; 6-pole; orange



www.wago.com/231-336/001-000



Color: 



Subject to changes. Please also observe the further product documentation!

WAGO GmbH & Co. KG
Hansastr. 27
32423 Minden
Phone: +49571 887-0 | Fax: +49571 887-169
Email: info.de@wago.com | Web: www.wago.com

Do you have any questions about our products?
We are always happy to take your call at +49 (571) 887-44222.



Item description

- Horizontal or vertical PCB mounting via straight or angled solder pins
- Pin cross-section: 1 x 1 mm
- With coding fingers

Data

Notes

Safety information

The *MCS – MULTI CONNECTION SYSTEM* includes connectors without breaking capacity in accordance with DIN EN 61984. When used as intended, these connectors must not be connected /disconnected when live or under load. When used as intended, these connectors must not be connected/disconnected when live or under load. The circuit design should ensure header pins, which can be touched, are not live when unmated.

Variants:

Other pole numbers
3.8 mm pin projection for male headers with straight solder pins
Gold-plated or partially gold-plated contact surfaces
Other versions (or variants) can be requested from WAGO Sales or configured at <https://configurator.wago.com/>.

Electrical data

Ratings per IEC/EN

Ratings per	IEC/EN 60664-1
Nominal voltage (III/3)	320 V
Rated impulse voltage (III/3)	4 kV
Rated voltage (III/2)	320 V
Rated impulse voltage (III/2)	4 kV
Nominal voltage (II/2)	630 V
Rated surge voltage (II/2)	4 kV
Rated current	12 A
Legend (ratings)	(III / 2) \triangleq Overvoltage category III / Pollution degree 2

Ratings per UL 1059

Approvals per	UL 1059
Rated voltage UL (Use Group B)	300 V
Rated current UL (Use Group B)	10 A
Rated voltage UL (Use Group D)	300 V

Subject to changes. Please also observe the further product documentation!



Rated current UL (Use Group D)	10 A
--------------------------------	------

Ratings per UL 1977

Rated voltage (UL 1977)	600 V
Rated current UL 1977	10 A

Ratings per CSA

Approvals per	CSA
Rated voltage CSA (Use Group B)	300 V
Rated current CSA (Use Group B)	10 A
Rated voltage CSA (Use Group D)	300 V
Rated current CSA (Use Group D)	10 A

Connection data

Total number of potentials	6
Number of connection types	1
Number of levels	1

Connection 1

Pole number	6
-------------	---

Physical data

Pin spacing	5.08 mm / 0.2 inches
Width	33.6 mm / 1.323 inches
Height	17 mm / 0.669 inches
Height from the surface	12 mm / 0.472 inches
Depth	8.4 mm / 0.331 inches
Solder pin length	5 mm
Solder pin dimensions	1 x 1 mm
Drilled hole diameter with tolerance	1.4 ^(+0.1) mm

Mechanical Data

Variable coding	Yes
Anti-rotation protection	Yes

Subject to changes. Please also observe the further product documentation!



Plug-in connection

Contact type (pluggable connector)	Male connector/plug
Connector (connection type)	for PCB
Mismating protection	No
Plugging without loss of pin spacing	No
Mating direction to the PCB	90 °
Locking of plug-in connection	none

PCB contact

PCB contact	THT
Solder pin arrangement	over the entire male connector (in-line)
Number of solder pins per potential	1

Material Data

Note (material data)	Information on material specifications can be found here
Color	orange
Material group	I
Insulation material	Polyamide (PA66)
Flammability class per UL94	V0
Contact material	Electrolytic copper (E _{Cu})
Contact plating	Tin
Fire load	0.036 MJ
Weight	2 g

Environmental requirements

Limit temperature range	-60 ... +100 °C
Processing temperature	-35 ... +60 °C

Commercial data

Product Group	3 (Multi Conn. System)
eCl@ss 10.0	27-44-04-02
eCl@ss 9.0	27-44-04-02
ETIM 8.0	EC002637
ETIM 7.0	EC002637

Subject to changes. Please also observe the further product documentation!

WAGO GmbH & Co. KG
 Hansastr. 27
 32423 Minden
 Phone: +49571 887-0 | Fax: +49571 887-169
 Email: info.de@wago.com | Web: www.wago.com

Do you have any questions about our products?
 We are always happy to take your call at +49 (571) 887-44222.

PU (SPU)	100 pcs
Packaging type	box
Country of origin	PL
GTIN	4044918865395
Customs tariff number	85366990990

Environmental Product Compliance

RoHS Compliance Status	Compliant, No Exemption
------------------------	-------------------------

Approvals / Certificates

General approvals

Logo	Approval	Additional Approval Text	Certificate name
	CB DEKRA Certification B.V.	IEC 61984	NL-39756 /A1
	CSA DEKRA Certification B.V.	C22.2	1466354
	KEMA/KEUR DEKRA Certification B.V.	EN 61984	71-121453
	UL UL International Germany GmbH	UL 1977	E45171
	UR Underwriters Laboratories Inc.	UL 1059	E45172

Declarations of conformity and manufacturer's declarations

Logo	Approval	Additional Approval Text	Certificate name
	Railway WAGO GmbH & Co. KG	-	Railway Ready


Approvals for marine applications

Certificate











Subject to changes. Please also observe the further product documentation!

WAGO GmbH & Co. KG
 Hansastr. 27
 32423 Minden
 Phone: +49571 887-0 | Fax: +49571 887-169
 Email: info.de@wago.com | Web: www.wago.com

Do you have any questions about our products?
 We are always happy to take your call at +49 (571) 887-44222.

Logo	Approval	Additional Approval Text	name
	ABS American Bureau of Shipping	-	19- HG1869876- PDA

Counterpart

	Item no.231-306/026-000 1-conductor female connector; CAGE CLAMP®; 2.5 mm ² ; Pin spacing 5.08 mm; 6-pole; 2,50 mm ² ; orange	www.wago.com/231-306/026-000
	Item no.231-2306/026-000 2-conductor female connector; Push-in CAGE CLAMP®; 2.5 mm ² ; Pin spacing 5.08 mm; 6-pole; with integrated end plate; 2,50 mm ² ; orange	www.wago.com/231-2306/026-000
	Item no.231-2306/037-000 2-conductor female connector; Push-in CAGE CLAMP®; 2.5 mm ² ; Pin spacing 5.08 mm; 6-pole; Lateral locking levers; 2,50 mm ² ; orange	www.wago.com/231-2306/037-000
	Item no.2231-306/026-000 1-conductor female connector; push-button; Push-in CAGE CLAMP®; 2.5 mm ² ; Pin spacing 5.08 mm; 6-pole; 2,50 mm ² ; orange	www.wago.com/2231-306/026-000
	Item no.2231-306/031-000 1-conductor female connector; push-button; Push-in CAGE CLAMP®; 2.5 mm ² ; Pin spacing 5.08 mm; 6-pole; clamping collar; 2,50 mm ² ; orange	www.wago.com/2231-306/031-000
	Item no.2231-306/102-000 1-conductor female connector; push-button; Push-in CAGE CLAMP®; 2.5 mm ² ; Pin spacing 5.08 mm; 6-pole; with integrated end plate; 2,50 mm ² ; orange	www.wago.com/2231-306/102-000
	Item no.2231-306/037-000 1-conductor female connector; push-button; Push-in CAGE CLAMP®; 2.5 mm ² ; Pin spacing 5.08 mm; 6-pole; Lateral locking levers; 2,50 mm ² ; orange	www.wago.com/2231-306/037-000
	Item no.231-306/027-000 1-conductor female connector; CAGE CLAMP®; 2.5 mm ² ; Pin spacing 5.08 mm; 6-pole; clamping collar; 2,50 mm ² ; orange	www.wago.com/231-306/027-000
	Item no.231-306/031-000 1-conductor female connector; CAGE CLAMP®; 2.5 mm ² ; Pin spacing 5.08 mm; 6-pole; clamping collar; 2,50 mm ² ; orange	www.wago.com/231-306/031-000
	Item no.231-306/037-000 1-conductor female connector; CAGE CLAMP®; 2.5 mm ² ; Pin spacing 5.08 mm; 6-pole; Lateral locking levers; 2,50 mm ² ; orange	www.wago.com/231-306/037-000
	Item no.231-306/102-000	

Subject to changes. Please also observe the further product documentation!



1-conductor female connector; CAGE CLAMP®; 2.5 mm²; Pin spacing 5.08 mm; 6-pole; with integrated end plate; 2,50 mm²; orange www.wago.com/231-306/102-000



Item no.232-306/026-000
1-conductor female connector, angled; CAGE CLAMP®; 2.5 mm²; Pin spacing 5.08 mm; 6-pole; 2,50 mm²; orange www.wago.com/232-306/026-000



Item no.232-406/026-000
1-conductor female connector, angled; CAGE CLAMP®; 2.5 mm²; Pin spacing 5.08 mm; 6-pole; 2,50 mm²; orange www.wago.com/232-406/026-000

Optional accessories

Coding

Intermediate plate



Item no.: 231-500
Spacer; for formation of groups; light gray www.wago.com/231-500

Coding



Item no.: 231-129
Coding key; snap-on type; light gray www.wago.com/231-129

Downloads

Documentation

Additional Information

Technical Section	2019 Apr 3	pdf	Download
Technical explanations		2.0 MB	

CAD/CAE-Data

CAD data

2D/3D Models 231-336/001-000	URL	Download
------------------------------	-----	----------

CAE data

EPLAN Data Portal 231-336/001-000	URL	Download
ZUKEN Portal 231-336/001-000	URL	Download
EPLAN Data Portal 231-336/001-000	URL	Download

Subject to changes. Please also observe the further product documentation!

WAGO GmbH & Co. KG
Hansastr. 27
32423 Minden
Phone: +49571 887-0 | Fax: +49571 887-169
Email: info.de@wago.com | Web: www.wago.com

Do you have any questions about our products?
We are always happy to take your call at +49 (571) 887-44222.



PCB Design

Symbol and Footprint 231-336/001-000

[URL](#)

[Download](#)

CAx data for your PCB design, consisting of "schematic symbols and PCB footprints", allow easy integration of the WAGO component into your development environment.

Supported formats:

- Accel EDA 14 & 15
- Altium 6 to current version
- Cadence Allegro
- DesignSpark
- Eagle Libraries
- KiCad
- Mentor Graphics BoardStation
- Mentor Graphics Design Architect
- Mentor Graphics Design Expedition 99 and 2000
- OrCAD 9.X PCB and Capture
- PADS PowerPCB 3, 3.5, 4.X, and 5.X
- PADS PowerPCB and PowerLogic 3.0
- PCAD 2000, 2001, 2002, 2004, and 2006
- Pulsonix 8.5 or newer
- STL
- 3D STEP
- TARGET 3001!
- View Logic ViewDraw
- Quadcept
- Zuken CadStar 3 and 4
- Zuken CR-5000 and CR-8000

PCB Component Libraries (EDA), PCB CAD Library Ultra Librarian

Environmental Product Compliance

Compliance Search

Environmental Product Compliance 231-336/001-000

[URL](#)

[Download](#)

THT male header; 1.0 x 1.0 mm solder pin; straight; Pin spacing 5.08 mm; 6-pole; orange

Subject to changes. Please also observe the further product documentation!

WAGO GmbH & Co. KG

Hansastr. 27

32423 Minden

Phone: +49571 887-0 | Fax: +49571 887-169


Email: info.de@wago.com | Web: www.wago.com

Do you have any questions about our products?

We are always happy to take your call at +49 (571) 887-44222.

Installation Notes

Coding



Coding a male header – fitting coding key(s).

Product family

MCS MIDI Classic

[Show all products from the family](#)

Subject to changes. Please also observe the further product documentation!