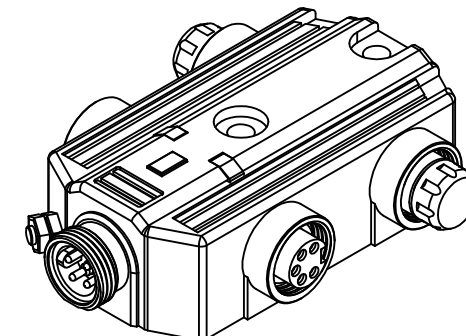
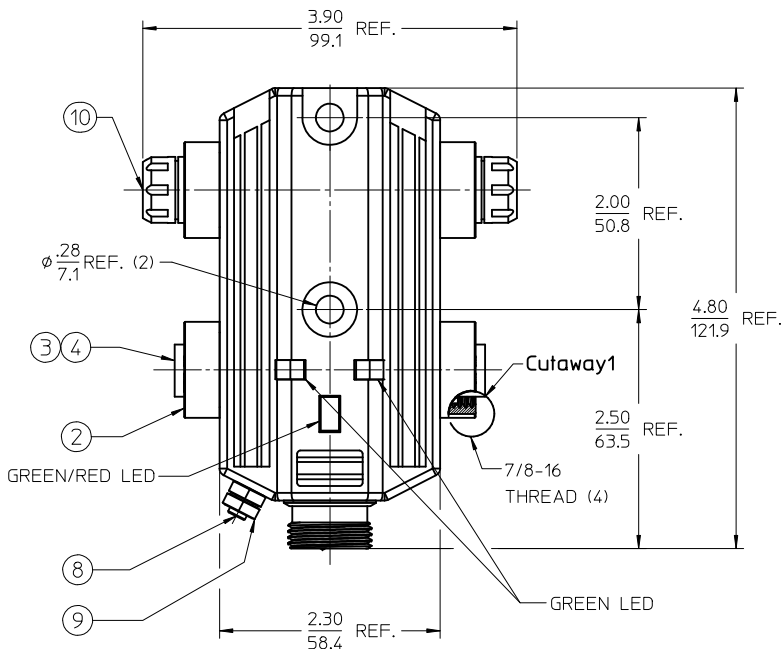
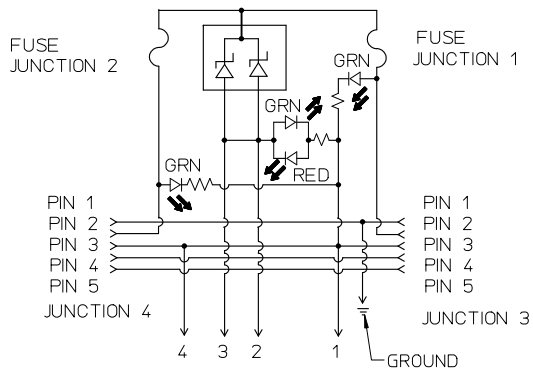
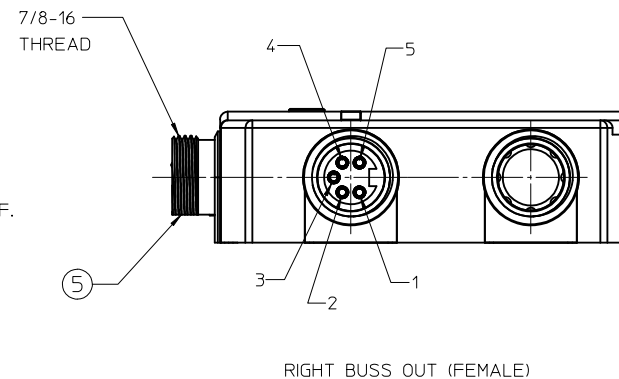
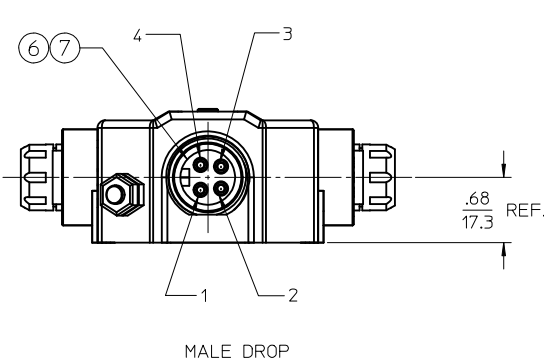
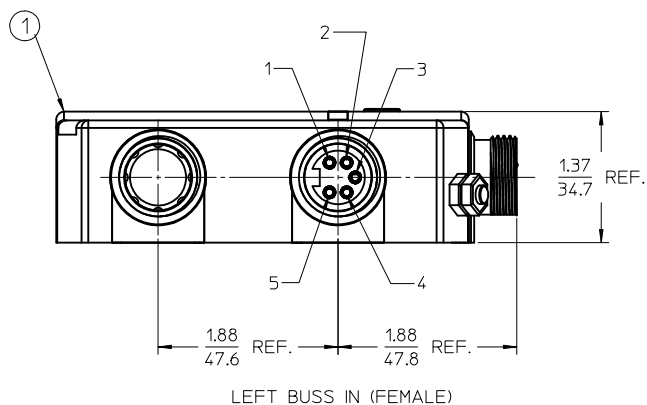


# SCHEMATIC



- NOTES:
1. MATERIAL: SEE TABLE
  2. FINISHES: SEE TABLE
  3. PACKAGING: PART IS PACKED IN A CLEARS POLY BAG INSIDE A CARDBOARD BOX ALONG WITH A WIRING SCHEMATIC.
  4. MATES WITH: NONE
  5. ELECTRICAL SPECIFICATIONS:  
VOLTAGE RATING: 50VDC  
FUSE PROTECTION: 4 AMPS  
GROUND: 10-32 SCREW
  6. ENVIRONMENTAL: IP67
  7. OPERATING TEMP: -20° TO 158°F (-29°C TO 70°C)



10	2	FUSE HOLDER	THERMOPLASTIC	BLACK
9	2	HEXNUT, 10-32	BRASS	
8	1	GROUND PIN	BRASS	
7	1	MALE INSERT	TPE	GRAY
6	4	CONTACT PIN	CU ALLOY	GOLD PLATED
5	1	MALE RECEPTACLE	ZINC (DIECAST)	BLACK
4	2	FEMALE INSERT	TPE	GRAY
3	10	CONTACT SOCKET	CU ALLOY	GOLD PLATED
2	4	FEMALE RECEPTACLE	ZINC (DIECAST)	BLACK
1	1	HOUSING	PBT	BLACK
ITEM	QTY.	DESCRIPTION	MATERIAL	FINISH

RELEASED EC NO: MNA2010-0417 DRWR:STONE 2010/01/21 CHKDR:STONE 2010/01/22 APPR:JMURPHY 2010/01/25	QUALITY SYMBOLS ▽=0 ▽=0	GENERAL TOLERANCES (UNLESS SPECIFIED)		DIMENSION STYLE IN/MM		SCALE 1:1	DESIGN UNITS INCH	THIRD ANGLE PROJECTION	
				DRAWN BY R.STONE		DATE 2010/01/20		TITLE POWER-TAP, MALE DROP TO FEMALE/FEMALE	
		4 PLACES ± --- ± ---		CHECKED BY B. WOODMAN		DATE 2010/01/22		APPROVED BY JFMURPHY	
		3 PLACES ± --- ± ---		DATE 2010/01/22		DATE 2010/01/22		MATERIAL NO. 848569112	
2 PLACES ± --- ± .010		APPROVED BY JFMURPHY		DATE 2010/01/22		DOCUMENT NO. SD-84856-019		SHEET NO. 1 OF 1	
1 PLACE ± 0.3 ± ---		ANGULAR ±1/2°		SIZE C		THIS DRAWING CONTAINS INFORMATION THAT IS PROPRIETARY TO MOLEX INCORPORATED AND SHOULD NOT BE USED WITHOUT WRITTEN PERMISSION			
DRAFT WHERE APPLICABLE MUST REMAIN WITHIN DIMENSIONS									