

PART NUMBER CODING

B **DYH** **-S**

MATERIAL (INSULATOR/CONTACT)

- R = BLACK, PPS/PHOSPHOR BRONZE**
OPERATING TEMP: -65°C TO +125°C
PROCESSING TEMP: 260°C MAX FOR 20 SECONDS
- G = BLACK, PA9T/PHOSPHOR BRONZE**
OPERATING TEMP: -65°C TO +125°C
PROCESSING TEMP: 260°C MAX FOR 20 SECONDS
- A = BLACK, PPS/BERYLLIUM COPPER**
OPERATING TEMP: -65°C TO +150°C
PROCESSING TEMP: 260°C MAX FOR 20 SECONDS
- J = BLACK, PA9T/BERYLLIUM COPPER**
OPERATING TEMP: -65°C TO +150°C
PROCESSING TEMP: 260°C MAX FOR 20 SECONDS
- *F = BLACK, PPS/SPINODAL**
OPERATING TEMP: -65°C TO +200°C
PROCESSING TEMP: 260°C MAX FOR 20 SECONDS
(CONSULT FACTORY FOR SPECIAL SOLDERING GUIDELINES)
*AVAILABLE IN 'M' PLATING ONLY

MODIFICATION

OMIT FOR STANDARD, EX: 'RBB15DYHD'
S# FOR MOLDED KEY
(SEE DRAWING C13556 FOR S#, 'G', & 'H' DIMENSIONS)

MOUNTING STYLE

- D = FLUSH MOUNTING (PAGE 1)
- N = NO MOUNTING EARS (PAGE 2)
- T = FLUSH MOUNTING, WITH THREADED INSERTS (PAGE 2)
- R = METAL BOARD LOCKS (PAGE 2)
- B = OPEN CARD SLOT

NUMBER OF POSITIONS
(CONTACTS PER ROW)

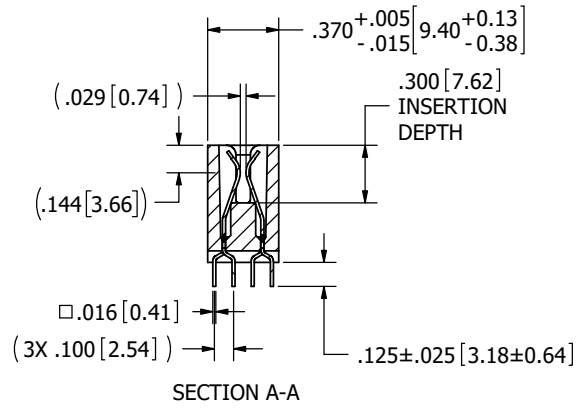
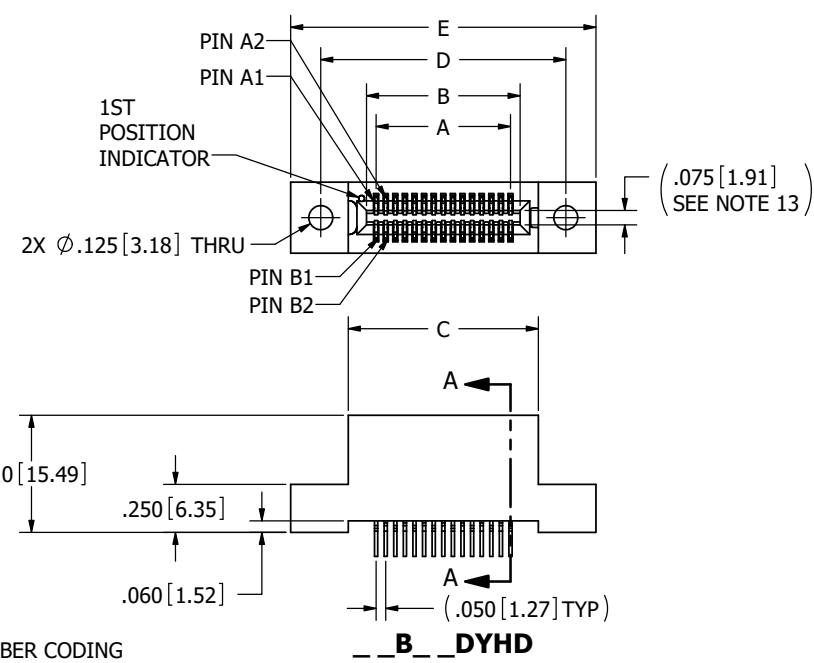
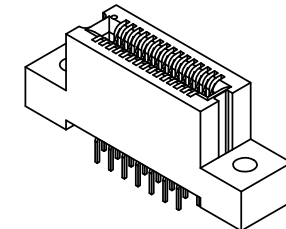
PLATING

ALL PLATINGS ARE LEAD FREE AND HAVE .000050" NICKEL UNDERPLATE

| CONTACT SURFACE | TERMINATION |
|---------------------|--------------------------|
| B = .000010" GOLD | .000100" PURE TIN, MATTE |
| C = .000030" GOLD | .000100" PURE TIN, MATTE |
| **N = .000050" GOLD | .000100" PURE TIN, MATTE |
| M = .000030" GOLD | .000010" GOLD OVERALL |

** AVAILABLE WITH MATERIAL CODE A OR J ONLY

| REVISIONS | | | | |
|-----------|---------|---|-----------|----|
| REV. | ECO. NO | DESCRIPTION | DATE | BY |
| F | 4614 | ADD 'X' MATERIAL, INCREASE CONTACT SURFACE RADIUS BIGGER | 1/5/2023 | JH |
| H | 4626 | UPDATE NOTE 11 (WAS '500 CYCLES'), UPDATE NOTE 8 (REMOVE 'PER CONTACT') | 2/8/2023 | MM |
| J | 4668 | REMOVE 'X' MATERIAL | 5/11/2023 | JH |

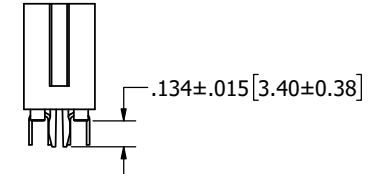
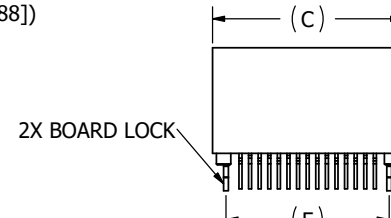
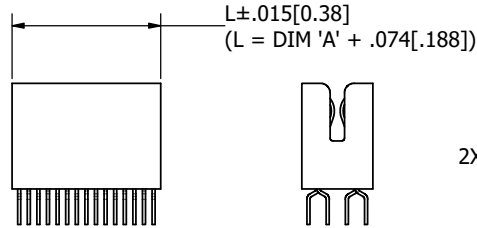
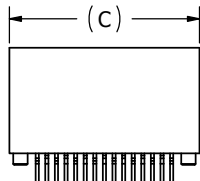
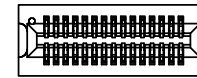
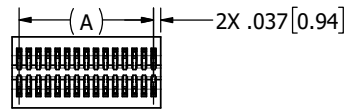
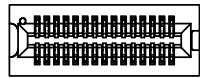


- NOTES:**
- INSULATOR MATERIAL: SEE PART NUMBER CODING
 - CONTACT MATERIAL: SEE PART NUMBER CODING
 - PLATING: SEE PART NUMBER CODING
 - OPERATING TEMPERATURE: SEE PART NUMBER CODING
 - PROCESSING TEMP: SEE PART NUMBER CODING
 - UL FLAMMABILITY RATING: 94V-0
 - OPERATING VOLTAGE: 300 VAC
 - CURRENT RATING: 1 AMP
 - CONTACT RESISTANCE: 30 MILLI OHMS MAX
 - INSULATION RESISTANCE: 5000 MEGA OHM
 - DURABILITY: 5000 CYCLES MINIMUM
 - CONNECTOR IDENTIFICATION: THE PART SHALL BE MARKED WITH A PART NUMBER AND LOT CODE
 - BOARD THICKNESS ACCOMMODATED: .062 ± .008 [1.57 ± 0.20]
 - INSERTION FORCE: 6 OZ MAX PER CONTACT PAIR WHEN USING A .062 [1.57] TEST BLADE
INTERNAL INSPECTION TO BE PER SULLINS WORK INSTRUCTION WI-8.6-03
 - WITHDRAWAL FORCE: 1/2 OZ MINIMUM PER CONTACT PAIR USING .062 [1.57] TEST BLADE
 - MODIFICATION: SEE PART NUMBER CODING



CUSTOMER COPY

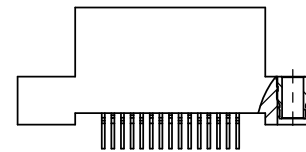
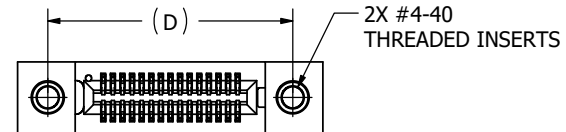
| | | | | | |
|--|------------------|------------------|------------|------|---|
| UNLESS OTHERWISE SPECIFIED: DIMENSIONS ARE IN INCHES (MM) | | DRAWN | DATE | NAME | |
| TOLERANCES: ANGULAR: ± 1° DECIMALS .XX = ± .02 [5] .XXX = ± .005 [13] .XXXX = ± .0005 [013] | | | 06/18/10 | TT | |
| TITLE: EDGE CARD, .050" CC, CANTILEVER | | | | | REV |
| PART NUMBER: B DYH -S | | | | | J |
| SIZE: C | CAGE CODE: 54453 | DWG. NO.: C11419 | SCALE: 2:1 | | |
| SHEET 1 OF 3 | | | | | FILE NAME: C11419_...B_DYH-OMIT_S... MOLDED KEY |



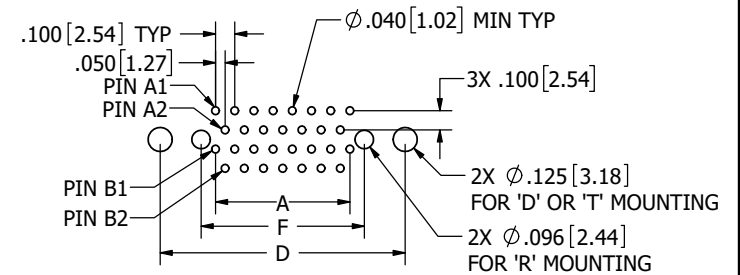
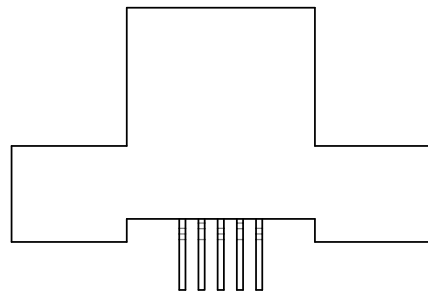
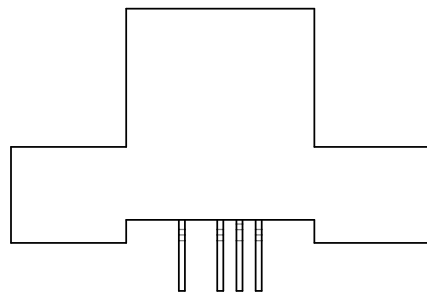
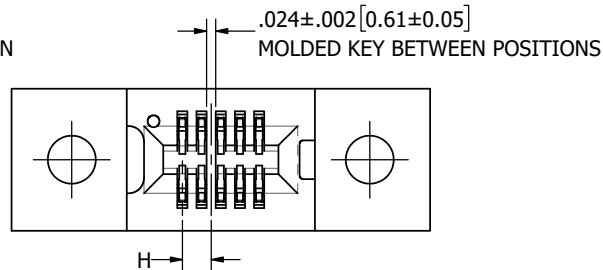
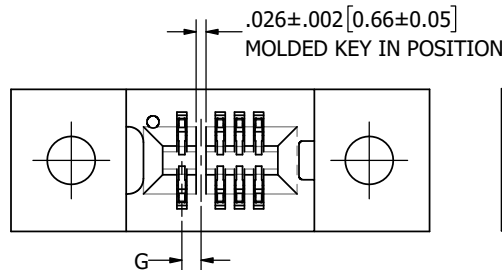
__B__DYHN

__B__DYHB

__B__DYHR




__B__DYHT



RECOMMENDED PCB LAYOUT

CUSTOMER COPY

**S# MODIFICATION
('D' MOUNT AS SHOWN FOR EXAMPLE, SCALE 4:1)**



RoHS COMPLIANT

| | | | | |
|---|--|--------------|----------|-----|
| UNLESS OTHERWISE SPECIFIED, DIMENSIONS ARE IN INCHES (MM) | DRAWN | DATE | NAME | |
| | | 06/18/10 | TT | |
| TOLERANCES: | THE INFORMATION HEREIN CONTAINS PROPRIETARY INFORMATION OF SULLINS ELECTRONICS AND IS NOT TO BE REPRODUCED, USED OR DISCLOSED TO OTHERS FOR ANY PURPOSE EXCEPT AS SPECIFICALLY AUTHORIZED IN WRITING BY AN OFFICER OF SULLINS ELECTRONICS. | | | |
| ANGULAR: ± 1° | TITLE EDGE CARD, .050" CC, CANTILEVER | | | |
| DECIMALS | PART NUMBER __B__DYH__S__ | | | |
| .XX = ± .02 [5] | SIZE | CAGE CODE | DWG. NO. | REV |
| .XXX = ± .005 [13] | C | 54453 | C11419 | J |
| .XXXX = ± .0005 [013] | SCALE: 2:1 | SHEET 2 OF 3 | | |

