

**X** This item has been discontinued and is no longer available as of 13.01.2023.

### Item description

The PFC200 Controller is a compact PLC for the modular WAGO I/O System. Besides network and fieldbus interfaces, the controller supports all digital, analog and specialty modules found within the 750/753 Series.

Two ETHERNET interfaces and an integrated switch enable line topology wiring.

Subject to changes. Please also observe the further product documentation!

WAGO GmbH & Co. KG  
 Hansastr. 27  
 32423 Minden  
 Phone: +49571 887-0 | Fax: +49571 887-169  
 Email: [info.de@wago.com](mailto:info.de@wago.com) | Web: [www.wago.com](http://www.wago.com)

Do you have any questions about our products?  
 We are always happy to take your call at +49 (571) 887-44222.



An integrated Webserver provides user configuration options, while displaying PFC200 status information.

Besides the processing industry and building automation, typical applications for the PFC200 include standard machinery and equipment control (e.g., packaging, bottling and manufacturing systems, as well as textile, metal and wood processing machines).

Programming per IEC 61131-3

- Programmable via WAGO-I/O-PRO V2.3 or *e!COCKPIT*
- Direct connection of WAGO's I/O modules
- 2 x ETHERNET (configurable), RS-232/485
- Linux operating system with RT-Preempt patch
- Configuration via CODESYS, *e!COCKPIT* or Web-Based Management interface
- Maintenance-free

The device is ideal for operation in extreme environments thanks to:

- An extended temperature range
- Greater immunity to impulse voltages and electromagnetic interference
- Higher vibration and shock resistance

## Data

### Technical data

Communication	Modbus (TCP, UDP) ETHERNET  EtherNet/IP™ Adapter (slave), library for <i>e!RUNTIME</i> Modbus® RTU RS-232 serial interface RS-485 interface MQTT
ETHERNET protocols	DHCP DNS NTP FTP FTPS SNMP HTTP HTTPS SSH
Visualization	Web-Visu Web Visu
Operating system	Real-time Linux (with RT-Preempt patch)
CPU	Cortex A8; 600 MHz

Subject to changes. Please also observe the further product documentation!



Programming languages per IEC 61131-3	Instruction List (IL) Ladder Diagram (LD) Function Block Diagram (FBD) Continuous Function Chart (CFC) Structured Text (ST) Sequential Function Chart (SFC)
Programming environment	<i>e!COCKPIT</i> (based on CODESYS V3) WAGO-I/O-PRO V2.3 (based on CODESYS V2.3)
Configuration options	<i>e!COCKPIT</i> WAGO-I/O-CHECK Web-Based Management
Baud rate (communication/fieldbus 1)	10/100 Mbit/s
Baud rate	ETHERNET: 10/100 Mbit/s
Transmission medium (communication/fieldbus)	ETHERNET: Twisted Pair S-UTP; 100 Ω; Cat. 5; 100 m maximum cable length
Main memory (RAM)	256 MB
Internal memory (flash)	256 MB
Non-volatile hardware memory	128 Kbytes
Program memory	CODESYS V2: 16 MB; CODESYS V3: 60 MB (Program and data memory (dynamically distributed))
Data memory	CODESYS V2: 64 MB; CODESYS V3: 60 MB Program and data memory (dynamically distributed)
Non-volatile software memory	128 Kbytes
Non-volatile software memory	128. Kbytes
Type of memory card	SD and SDHC up to 32 GB (all guaranteed properties only valid with WAGO Memory Card)
Memory card slot	Push-push mechanism; Cover lid (sealable)
Number of modules per node (max.)	64
Input and output process image (internal) max.	1000 words/1000 words
Input and output process image (Modbus®) max.	CODESYS V2: 1000 words/1000 words; CODESYS V3: 32000 words /32000 words
Indicators	LED (SYS, RUN, I/O, U1 ... U7) red/green/orange: Status of system, program, local data bus, status programmable by user (can be used via CODESYS library); LED (A, B) green: Status of system power supply, field supply
Derating	Derating (supply voltage): Ambient temperatures under laboratory conditions: (-25 ... +30 %); for -40 ... +55 °C: 24 V (-25 ... +20 %); for +55 ... +70 °C: 24 V (-25 ... +10 %); Lower limit in all temperature ranges: -27.5 % (including 15 % residual ripple)
Supply voltage (system)	24 VDC; via pluggable connector (CAGE CLAMP® connection); Derating must be observed!
Input current (typ.) at nominal load (24 V)	550 mA

Subject to changes. Please also observe the further product documentation!



Power supply efficiency (typ.) at nominal load (24 V)	90 %
Current consumption (5 V system supply)	510 mA
Total current (system supply)	1,700 mA
Supply voltage (actuator)	N/A N/A
Supply voltage (field)	24 VDC; Power supply via pluggable connector (CAGE CLAMP® connection); Transmission via power jumper contacts; Derating must be observed!
Current carrying capacity (power jumper contacts)	10 A
Number of outgoing power jumper contacts	2
Ratings per	IEC/EN 60664-1
Rated surge voltage	1 kV

### Connection data

Connection technology: communication/fieldbus	Modbus (TCP, UDP): 2 x RJ-45; Modbus® RTU: 1 x D-sub 9 socket; RS-232 serial interface: 1 x D-sub 9 socket; RS-485 interface: 1 x D-sub 9 socket
Connection technology: system supply	2 x CAGE CLAMP®
Connection technology: field supply	4 x CAGE CLAMP®
Connection type 1	System/field supply
Solid conductor	0.25 ... 2.5 mm <sup>2</sup> / 24 ... 14 AWG
Fine-stranded conductor	0.25 ... 2.5 mm <sup>2</sup> / 24 ... 14 AWG
Strip length	8 ... 9 mm / 0.31 ... 0.35 inches
Connection technology: device configuration	1 x Male connector; 4-pole

### Physical data

Width	78.6 mm / 3.094 inches
Height	100 mm / 3.937 inches
Depth	71.9 mm / 2.831 inches
Depth from upper-edge of DIN-rail	64.7 mm / 2.547 inches

### Mechanical Data

Weight	214 g
Housing material	Polycarbonate; polyamide 6.6
Conformity marking	CE

### Environmental requirements

Ambient temperature (operation)	-40 ... +70 °C
---------------------------------	----------------

Subject to changes. Please also observe the further product documentation!



Ambient temperature (storage)	-40 ... +85 °C
Protection type	IP20
Pollution degree	2 per IEC 61131-2
Operating altitude	without temperature derating: 0 ... 2000 m; with temperature derating: 2000 ... 5000 m (0.5 K/100 m); 5000 m (max.)
Relative humidity (without condensation)	95 %
Relative humidity (with condensation)	Short-term condensation per Class 3K7/IEC EN 60721-3-3 and E-DIN 40046-721-3 (except for wind-driven precipitation, water and ice formation)
Mounting position	horizontal (standing/lying); vertical
Mounting type	DIN-35 rail
Vibration resistance	per IEC 60068-2-6 (acceleration: 5g), EN 60870-2-2, IEC 60721-3-1, -3, EN 50155; EN 61373
Shock resistance	per IEC 60068-2-27 (15g/11 ms/half-sine/1,000 shocks; 25g/6 ms/1,000 shocks), EN 50155, EN 61373
EMC immunity to interference	per EN 61000-6-1, -2; EN 61131-2; marine applications; EN 50121-3-2; EN 50121-4, -5; EN 60255-26; EN 60870-2-1; EN 61850-3; IEC 61000-6-5; IEEE 1613; VDEW: 1994
EMC emission of interference	per EN 61000-6-3, -4, EN 61131-2, EN 60255-26, marine applications, EN 60870-2-1, EN 61850-3, EN 50121-3-2, EN 50121-4, -5
Exposure to pollutants	Per IEC 60068-2-42 and IEC 60068-2-43
Fire load	2.797 MJ
Permissible H <sub>2</sub> S contaminant concentration at a relative humidity 75 %	10 ppm
Permissible SO <sub>2</sub> contaminant concentration at a relative humidity 75 %	25 ppm

## Commercial data

eCl@ss 10.0	27-24-26-07
eCl@ss 9.0	27-24-26-07
ETIM 8.0	EC000236
ETIM 7.0	EC000236
PU (SPU)	1 pcs
Packaging type	box
Country of origin	DE
GTIN	4055143343138
Customs tariff number	85371091990
End of Sale	2023-01-13

Subject to changes. Please also observe the further product documentation!

WAGO GmbH & Co. KG  
Hansastr. 27  
32423 Minden  
Phone: +49571 887-0 | Fax: +49571 887-169  
Email: [info.de@wago.com](mailto:info.de@wago.com) | Web: [www.wago.com](http://www.wago.com)

Do you have any questions about our products?  
We are always happy to take your call at +49 (571) 887-44222.



End of Production	2023-01-16
End of Delivery	2023-02-28
End of Service and Repair	2025-02-28

## Environmental Product Compliance

CAS-No.	1303-86-2 1314-23-4 1317-36-8 693-98-1 7439-92-1 79-94-7
REACH Candidate List Substance	2,2',6,6'-tetrabromo-4,4'-isopropylidenediphenol 2-methylimidazole Diboron trioxide Lead Lead monoxide Perfluorobutane sulfonic acid (PFBS) and its salts Zirconium Oxide
RoHS Exemption	6(c) 7(a) 7(c)-I 7(c)-II
SCIP notification number (Austria)	1f968dc6-0cbb-4606-bcef-a7f742b23c35
SCIP notification number (Belgium)	722445a1-8a2a-490d-8394-8c8d6422e71c
SCIP notification number (Bulgaria)	055b18f4-bd8c-4adb-94cd-1f5bf535a29c
SCIP notification number (Czech Republic)	1b69e0f4-719b-400b-b640-734ee3d2d132
SCIP notification number (Denmark)	2a230471-a495-428f-abeb-dc5bb9297294
SCIP notification number (Finland)	e593cdcd-2b9f-4c19-956d-b04f79d9e56e
SCIP notification number (France)	3856d213-5e43-4cff-b8fa-2cafeb1212ca
SCIP notification number (Germany)	b9261af1-9929-46ea-b52d-05c686d780a2
SCIP notification number (Hungary)	a9bac542-f973-439c-b9e7-70f1cb9089cd
SCIP notification number (Italy)	3591d992-8f7b-4aa0-9e05-5e86e10ba2bd
SCIP notification number (Netherlands)	c0a829b4-d194-4df6-bfba-1b6d5b066e17
SCIP notification number (Poland)	bc722775-66c5-420a-9187-eda1a2b7620e
SCIP notification number (Romania)	b484effd-3963-4ff1-b2b3-88d62c95fc97
SCIP notification number (Sweden)	a6476098-a936-4c68-8fac-a3561e991e7f

## Approvals / Certificates





### General approvals

Logo	Approval	Additional Approval Text	Certificate name
------	----------	--------------------------	------------------


Subject to changes. Please also observe the further product documentation!

WAGO GmbH & Co. KG  
Hansastr. 27  
32423 Minden  
Phone: +49571 887-0 | Fax: +49571 887-169  
Email: [info.de@wago.com](mailto:info.de@wago.com) | Web: [www.wago.com](http://www.wago.com)





Do you have any questions about our products?  
We are always happy to take your call at +49 (571) 887-44222.

	CCC CNEX	CNCA-C23-01	2020312310000214 (Ex ec IIC T4 Gc)
	EAC Brjansker Zertifizierungsstelle	TP TC 020/2011	EAC RU C-DE.AM02. B.00087/19
	KC National Radio Research Agency	Article 58-2, Clause 3	MSIP-REM-W43- PFC750
	UL Underwriters Laboratories Inc. (ORDINARY LOCATIONS)	UL 508	E175199 Sec.1

## Declarations of conformity and manufacturer's declarations

Logo	Approval	Additional Approval Text	Certificate name
	EU-Declaration of Conformity WAGO GmbH & Co. KG	-	-

## Approvals for marine applications

Logo	Approval	Additional Approval Text	Certificate name
	ABS American Bureau of Shipping	-	22-2208829- PDA
	DNV DNV Germany GmbH	DNV-CG-0339, Aug. 2021	TAA00000Y7
	LR Lloyds Register	-	LR22276776TA
	PRS Polski Rejestr Statków	-	TE/2215 /880590/18

## Approvals for hazardous areas

Subject to changes. Please also observe the further product documentation!

WAGO GmbH & Co. KG  
Hansastr. 27  
32423 Minden  
Phone: +49571 887-0 | Fax: +49571 887-169  
Email: [info.de@wago.com](mailto:info.de@wago.com) | Web: [www.wago.com](http://www.wago.com)

Do you have any questions about our products?  
We are always happy to take your call at +49 (571) 887-44222.

Logo	Approval	Additional Approval Text	Certificate name
	ATEX TUEV Nord Cert GmbH	EN 60079-0	TUEV 17 ATEX 193969X (II 3 G Ex ec IIC T4 Gc)
	CCC CNEX	CNCA-C23-01	2020312310000214 (Ex ec IIC T4 Gc)
	EAC Brjansker Zertifizierungsstelle	TP TC 012/2011	EAC RU C-DE.AM02.B.00163 /19 (2Ex e IIC T4 Gc X)
	IECEX TUEV Nord Cert GmbH	IEC 60079-0	IECEX TUN 16.0046X (Ex ec IIC T4 Gc)
	UKEx WAGO GmbH & Co. KG	EN 60079-0	UKCA_WAGO22UKEX005X_ec
	UL Underwriters Laboratories Inc. (HAZARDOUS LOCATIONS)	UL 121201	E198726 Sec.1

## Required accessories

### Memory card

Memory card



Item no.: 758-879/000-001

Memory Card SD; SLC-NAND; 2 GByte; Temperature from -40 to 90 °C

[www.wago.com/758-879/000-001](http://www.wago.com/758-879/000-001)



Item no.: 758-879/000-2108

Memory Card SD; pSLC-NAND; 8 GB; Temperature range: -40 to 90°C

[www.wago.com/758-879/000-2108](http://www.wago.com/758-879/000-2108)

## Optional accessories

### Marking accessories

Marker carrier



Item no.: 750-103

Subject to changes. Please also observe the further product documentation!

WAGO GmbH & Co. KG

Hansastr. 27

32423 Minden

Phone: +49571 887-0 | Fax: +49571 887-169

Email: [info.de@wago.com](mailto:info.de@wago.com) | Web: [www.wago.com](http://www.wago.com)

Do you have any questions about our products?

We are always happy to take your call at +49 (571) 887-44222.



Group marker carrier

[www.wago.com/750-103](http://www.wago.com/750-103)

## Marker

**Item no.: 2009-145/000-006** [www.wago.com/2009-145/000-006](http://www.wago.com/2009-145/000-006)  
Mini-WSB Inline; for Smart Printer; 1700 pieces on roll; stretchable 5 - 5.2 mm; plain; snap-on type; blue

**Item no.: 2009-145** [www.wago.com/2009-145](http://www.wago.com/2009-145)  
Mini-WSB Inline; for Smart Printer; 1700 pieces on roll; stretchable 5 - 5.2 mm; plain; snap-on type; white

**Item no.: 2009-145/000-002** [www.wago.com/2009-145/000-002](http://www.wago.com/2009-145/000-002)  
Mini-WSB Inline; for Smart Printer; 1700 pieces on roll; stretchable 5 - 5.2 mm; plain; snap-on type; yellow

**Item no.: 2009-145/000-007** [www.wago.com/2009-145/000-007](http://www.wago.com/2009-145/000-007)  
Mini-WSB Inline; for Smart Printer; 1700 pieces on roll; stretchable 5 - 5.2 mm; plain; snap-on type; gray

**Item no.: 2009-145/000-005** [www.wago.com/2009-145/000-005](http://www.wago.com/2009-145/000-005)  
Mini-WSB Inline; for Smart Printer; 1700 pieces on roll; stretchable 5 - 5.2 mm; plain; snap-on type; red

**Item no.: 2009-145/000-012** [www.wago.com/2009-145/000-012](http://www.wago.com/2009-145/000-012)  
Mini-WSB Inline; for Smart Printer; 1700 pieces on roll; stretchable 5 - 5.2 mm; plain; snap-on type; orange

**Item no.: 2009-145/000-023** [www.wago.com/2009-145/000-023](http://www.wago.com/2009-145/000-023)  
Mini-WSB Inline; for Smart Printer; 1700 pieces on roll; stretchable 5 - 5.2 mm; plain; snap-on type; green

**Item no.: 2009-145/000-024** [www.wago.com/2009-145/000-024](http://www.wago.com/2009-145/000-024)  
Mini-WSB Inline; for Smart Printer; 1700 pieces on roll; stretchable 5 - 5.2 mm; plain; snap-on type; violet



**Item no.: 248-501/000-006** [www.wago.com/248-501/000-006](http://www.wago.com/248-501/000-006)  
Mini-WSB marking card; as card; not stretchable; plain; snap-on type; blue



**Item no.: 248-501/000-007** [www.wago.com/248-501/000-007](http://www.wago.com/248-501/000-007)  
Mini-WSB marking card; as card; not stretchable; plain; snap-on type; gray



**Item no.: 248-501/000-002** [www.wago.com/248-501/000-002](http://www.wago.com/248-501/000-002)  
Mini-WSB marking card; as card; not stretchable; plain; snap-on type; yellow

Subject to changes. Please also observe the further product documentation!



**Item no.: 248-501/000-012**  
Mini-WSB marking card; as card; not stretchable; plain; snap-on type; orange

[www.wago.com/248-501/000-012](http://www.wago.com/248-501/000-012)



**Item no.: 248-501**  
Mini-WSB marking card; as card; not stretchable; plain; snap-on type; white

[www.wago.com/248-501](http://www.wago.com/248-501)



**Item no.: 248-501/000-017**  
Mini-WSB marking card; as card; not stretchable; plain; snap-on type; light green

[www.wago.com/248-501/000-017](http://www.wago.com/248-501/000-017)



**Item no.: 248-501/000-005**  
Mini-WSB marking card; as card; not stretchable; plain; snap-on type; red

[www.wago.com/248-501/000-005](http://www.wago.com/248-501/000-005)



**Item no.: 248-501/000-024**  
Mini-WSB marking card; as card; not stretchable; plain; snap-on type; violet

[www.wago.com/248-501/000-024](http://www.wago.com/248-501/000-024)



**Item no.: 248-501/000-023**  
Mini-WSB marking card; as card; not stretchable; plain; snap-on type; green

[www.wago.com/248-501/000-023](http://www.wago.com/248-501/000-023)

Group marker carrier



**Item no.: 750-107**  
Group marker carrier

[www.wago.com/750-107](http://www.wago.com/750-107)

Software

Basic version



**Item no.: 2759-101/1110-2005**  
e!COCKPIT; Multi-User License; 05 pcs

[www.wago.com/2759-101/1110-2005](http://www.wago.com/2759-101/1110-2005)



**Item no.: 2759-101/1110-2002**  
e!COCKPIT; Workstation License

[www.wago.com/2759-101/1110-2002](http://www.wago.com/2759-101/1110-2002)



**Item no.: 2759-101/1110-2015**  
e!COCKPIT; Multi-User License; 15 pcs

[www.wago.com/2759-101/1110-2015](http://www.wago.com/2759-101/1110-2015)



**Item no.: 2759-101/1110-2020**  
e!COCKPIT; Multi-User License; 20 pcs

[www.wago.com/2759-101/1110-2020](http://www.wago.com/2759-101/1110-2020)



**Item no.: 2759-101/1110-2010**  
e!COCKPIT; Multi-User License; 10 pcs

[www.wago.com/2759-101/1110-2010](http://www.wago.com/2759-101/1110-2010)

Subject to changes. Please also observe the further product documentation!



**Item no.: 2759-101/1110-3000**  
e!COCKPIT; Site License

[www.wago.com/2759-101/1110-3000](http://www.wago.com/2759-101/1110-3000)



**Item no.: 2759-101/1110-4000**  
e!COCKPIT; Buy-out License

[www.wago.com/2759-101/1110-4000](http://www.wago.com/2759-101/1110-4000)



**Item no.: 759-333**  
WAGO-I/O-PRO

[www.wago.com/759-333](http://www.wago.com/759-333)



**Item no.: 759-333/000-923**  
WAGO-I/O-PRO; USB-Set

[www.wago.com/759-333/000-923](http://www.wago.com/759-333/000-923)

## Shield termination

### Shield clamping saddles



**Item no.: 790-116**  
Shield clamping saddle; 19 mm wide; diameter of compatible conductor; 7 ... 16 mm

[www.wago.com/790-116](http://www.wago.com/790-116)



**Item no.: 790-124**  
Shield clamping saddle; 27 mm wide; diameter of compatible conductor; 6 ... 24 mm

[www.wago.com/790-124](http://www.wago.com/790-124)



**Item no.: 790-108**  
Shield clamping saddle; 11 mm wide; diameter of compatible conductor; 3 ... 8 mm

[www.wago.com/790-108](http://www.wago.com/790-108)



**Item no.: 790-140**  
Shield clamping saddle; diameter of compatible conductor

[www.wago.com/790-140](http://www.wago.com/790-140)



**Item no.: 790-216**  
Shield clamping saddle; 21.8 mm wide; 6 ... 16 mm

[www.wago.com/790-216](http://www.wago.com/790-216)



**Item no.: 790-220**  
Shield clamping saddle; 30 mm wide; 6 ... 20 mm

[www.wago.com/790-220](http://www.wago.com/790-220)



**Item no.: 790-208**  
Shield clamping saddle; 12.4 mm wide; 3 ... 8 mm

[www.wago.com/790-208](http://www.wago.com/790-208)

## System housing

### System enclosure



**Item no.: 850-814/002-000**  
IP65 enclosure; Sheet steel (RAL 7035); WxHxD (200x120x200 mm); without flange plate

[www.wago.com/850-814/002-000](http://www.wago.com/850-814/002-000)



**Item no.: 850-815/002-000**  
IP65 enclosure; Sheet steel (RAL 7035); WxHxD (300x120x200 mm); without flange plate

[www.wago.com/850-815/002-000](http://www.wago.com/850-815/002-000)



**Item no.: 850-816/002-000**  
IP65 enclosure; Sheet steel (RAL 7035); WxHxD (400x120x200 mm); without flange plate

[www.wago.com/850-816/002-000](http://www.wago.com/850-816/002-000)

Subject to changes. Please also observe the further product documentation!



**Item no.: 850-817/002-000**  
IP65 enclosure; Sheet steel (RAL 7035); WxHxD (600x120x200 mm); without flange plate

[www.wago.com/850-817/002-000](http://www.wago.com/850-817/002-000)



**Item no.: 850-825**  
IP65 enclosure; Aluminium (RAL 7032); WxHxD (160x100x160 mm); 9 x M12, 4 x M20

[www.wago.com/850-825](http://www.wago.com/850-825)



**Item no.: 850-826**  
IP65 enclosure; Aluminium (RAL 7032); WxHxD (240x100x160 mm); 4 x M20, 4 x M16, 14 x M12 cable grip

[www.wago.com/850-826](http://www.wago.com/850-826)



**Item no.: 850-827**  
IP65 enclosure; Aluminium (RAL 7032); WxHxD (320x100x160 mm); 4 x M20, 8 x M16, 17 x M12 cable grip

[www.wago.com/850-827](http://www.wago.com/850-827)



**Item no.: 850-827/002-000**  
IP65 enclosure; Aluminium (RAL 7035); WxHxD (320x100x160 mm); 4 x M20, 8 x M16, 17 x M12 cable grip

[www.wago.com/850-827/002-000](http://www.wago.com/850-827/002-000)



**Item no.: 850-826/002-000**  
IP65 enclosure; Aluminium (RAL 7035); WxHxD (240x100x160 mm); 4 x M20, 4 x M16, 14 x M12 cable grip

[www.wago.com/850-826/002-000](http://www.wago.com/850-826/002-000)



**Item no.: 850-828/002-000**  
IP65 enclosure; Aluminium (RAL 7035); WxHxD (480x100x160 mm); 4 x M20, 10 x M16, 35 x M12 cable grip

[www.wago.com/850-828/002-000](http://www.wago.com/850-828/002-000)



**Item no.: 850-828**  
IP65 enclosure; Aluminium (RAL 7032); WxHxD (480x100x160 mm); 4 x M20, 10 x M16, 35 x M12 cable grip

[www.wago.com/850-828](http://www.wago.com/850-828)



**Item no.: 850-834**  
IP65 enclosure; Polyester (RAL 7032); WxHxD (164x100x164 mm); 9 x M12, 4 x M20

[www.wago.com/850-834](http://www.wago.com/850-834)



**Item no.: 850-835**  
IP65 enclosure; Polyester (RAL 7032); WxHxD (244x100x164 mm); 4 x M20, 4 x M16, 14 x M12 cable grip

[www.wago.com/850-835](http://www.wago.com/850-835)



**Item no.: 850-836**  
IP65 enclosure; Polyester (RAL 7032); WxHxD (324x100x164 mm); 4 x M20, 8 x M16, 17 x M12 cable grip

[www.wago.com/850-836](http://www.wago.com/850-836)

#### Carrier rail

##### Mounting accessories



**Item no.: 210-197**  
Steel carrier rail; 35 x 15 mm; 1.5 mm thick; 2 m long; slotted; similar to EN 60715; silver-colored

[www.wago.com/210-197](http://www.wago.com/210-197)



**Item no.: 210-198**  
Copper carrier rail; 35 x 15 mm; 2.3 mm thick; 2 m long; unslotted; according to EN 60715; copper-colored










[www.wago.com/210-198](http://www.wago.com/210-198)








**Item no.: 210-504**  
Steel carrier rail; 35 x 7.5 mm; 1 mm thick; 2 m long; slotted; galvanized; according to EN 60715; silver-colored

[www.wago.com/210-504](http://www.wago.com/210-504)

Subject to changes. Please also observe the further product documentation!

	<b>Item no.: 210-505</b> Steel carrier rail; 35 x 7.5 mm; 1 mm thick; 2 m long; unslotted; galvanized; according to EN 60715; silver-colored	<a href="http://www.wago.com/210-505">www.wago.com/210-505</a>
	<b>Item no.: 210-506</b> Steel carrier rail; 35 x 15 mm; 1.5 mm thick; 2 m long; unslotted; galvanized; similar to EN 60715; silver-colored	<a href="http://www.wago.com/210-506">www.wago.com/210-506</a>
	<b>Item no.: 210-508</b> Steel carrier rail; 35 x 15 mm; 1.5 mm thick; 2 m long; slotted; galvanized; similar to EN 60715; silver-colored	<a href="http://www.wago.com/210-508">www.wago.com/210-508</a>
	<b>Item no.: 210-113</b> Steel carrier rail; 35 x 7.5 mm; 1 mm thick; 2 m long; unslotted; according to EN 60715; silver-colored	<a href="http://www.wago.com/210-113">www.wago.com/210-113</a>
	<b>Item no.: 210-118</b> Steel carrier rail; 35 x 15 mm; 2.3 mm thick; 2 m long; unslotted; according to EN 60715; silver-colored	<a href="http://www.wago.com/210-118">www.wago.com/210-118</a>
	<b>Item no.: 210-112</b> Steel carrier rail; 35 x 7.5 mm; 1 mm thick; 2 m long; slotted; according to EN 60715; "Hole width 25 mm; silver-colored	<a href="http://www.wago.com/210-112">www.wago.com/210-112</a>
	<b>Item no.: 210-114</b> Steel carrier rail; 35 x 15 mm; 1.5 mm thick; 2 m long; unslotted; similar to EN 60715; silver-colored	<a href="http://www.wago.com/210-114">www.wago.com/210-114</a>
	<b>Item no.: 210-115</b> Steel carrier rail; 35 x 7.5 mm; 1 mm thick; 2 m long; slotted; according to EN 60715; "Hole width 18 mm; silver-colored	<a href="http://www.wago.com/210-115">www.wago.com/210-115</a>
	<b>Item no.: 210-196</b> Aluminum carrier rail; 35 x 8.2 mm; 1.6 mm thick; 2 m long; unslotted; similar to EN 60715; silver-colored	<a href="http://www.wago.com/210-196">www.wago.com/210-196</a>

**Cables and pluggable connectors**

Connector plug		
	<b>Item no.: 750-975</b> ETHERNET RJ-45 connector, IP20; ETHERNET 10/100 Mbit/s; for field assembly	<a href="http://www.wago.com/750-975">www.wago.com/750-975</a>
	<b>Item no.: 750-978/000-012</b> Connector ETHERNET; RJ-45; Cat. 6A; straight; Code T568B; AWG 22; Strain relief	<a href="http://www.wago.com/750-978/000-012">www.wago.com/750-978/000-012</a>
	<b>Item no.: 750-979/000-012</b> Connector ETHERNET; RJ-45; Cat. 6A; angled; Code T568B; AWG 22; Strain relief	<a href="http://www.wago.com/750-979/000-012">www.wago.com/750-979/000-012</a>
	<b>Item no.: 750-978/000-021</b> Connector ETHERNET; RJ-45; Cat. 6A; straight; Code T568A; AWG 24; Strain relief	<a href="http://www.wago.com/750-978/000-021">www.wago.com/750-978/000-021</a>
	<b>Item no.: 750-979/000-022</b> Connector ETHERNET; RJ-45; Cat. 6A; angled; Code T568B; AWG 24; Strain relief	<a href="http://www.wago.com/750-979/000-022">www.wago.com/750-979/000-022</a>

Subject to changes. Please also observe the further product documentation!



**Item no.: 750-978/000-022**  
Connector ETHERNET; RJ-45; Cat. 6A; straight; Code T568B; AWG 24; Strain relief

[www.wago.com/750-978/000-022](http://www.wago.com/750-978/000-022)



**Item no.: 750-979/000-011**  
Connector ETHERNET; RJ-45; Cat. 6A; angled; Code T568A; AWG 22; Strain relief

[www.wago.com/750-979/000-011](http://www.wago.com/750-979/000-011)



**Item no.: 750-979/000-021**  
Connector ETHERNET; RJ-45; Cat. 6A; angled; Code T568A; AWG 24; Strain relief

[www.wago.com/750-979/000-021](http://www.wago.com/750-979/000-021)



**Item no.: 750-977/000-011**  
Connector ETHERNET; RJ-45; Cat. 6A; straight; Code T568A; AWG 22

[www.wago.com/750-977/000-011](http://www.wago.com/750-977/000-011)



**Item no.: 750-978/000-011**  
Connector ETHERNET; RJ-45; Cat. 6A; straight; Code T568A; AWG 22; Strain relief

[www.wago.com/750-978/000-011](http://www.wago.com/750-978/000-011)



**Item no.: 750-977/000-022**  
Connector ETHERNET; RJ-45; Cat. 6A; straight; Code T568B; AWG 24

[www.wago.com/750-977/000-022](http://www.wago.com/750-977/000-022)



**Item no.: 750-977/000-012**  
Connector ETHERNET; RJ-45; Cat. 6A; straight; Code T568B; AWG 22

[www.wago.com/750-977/000-012](http://www.wago.com/750-977/000-012)



**Item no.: 750-977/000-021**  
Connector ETHERNET; RJ-45; Cat. 6A; straight; Code T568A; AWG 24

[www.wago.com/750-977/000-021](http://www.wago.com/750-977/000-021)

## Communication

Communication cable



**Item no.: 750-923**  
Configuration cable; USB connector; Length: 2.5 m

[www.wago.com/750-923](http://www.wago.com/750-923)



**Item no.: 750-923/000-001**  
Configuration cable; USB connector; Length: 5 m

[www.wago.com/750-923/000-001](http://www.wago.com/750-923/000-001)

## Downloads

### Documentation

#### Manual

Product Manual PFC200 CS 2ETH RS/XTR  
PLC – PFC200 /XTR Controller

V 1.2.0  
2020 Jun 3

pdf  
7.2 MB

Download

#### Bid Text

Subject to changes. Please also observe the further product documentation!

WAGO GmbH & Co. KG  
Hansastr. 27  
32423 Minden  
Phone: +49571 887-0 | Fax: +49571 887-169  
Email: [info.de@wago.com](mailto:info.de@wago.com) | Web: [www.wago.com](http://www.wago.com)

Do you have any questions about our products?  
We are always happy to take your call at +49 (571) 887-44222.



750-8202/040-000 X81 - Datei	2019 Feb 19	xml 10.2 kB	Download
750-8202/040-000 doc - Datei	2016 Jan 6	doc 41.5 kB	Download
<b>Instruction Leaflet</b>			
CCC Ex (Additional information) WAGO-I/O-SYSTEM *750-****/**40-****	2023 Apr 26	pdf 148.1 kB	Download
<b>Tutorial</b>			
Set IP address with Ethernet Settings In this video we are demonstrating how you can set a IP address with Ethernet Settings. Content: 00:27 – Chapter #1 Download and install software; 00:56 – Chapter #2 Open Ethernet Settings; 01:10 – Chapter #3 Establish serial Connection; 01:34 – Chapter #4 Set IP address; 02:10 – Chapter #5 Check IP address	3.0 2017 Dec 18	mp4 88.3 MB	Download
Establish connection to a controller using SSH In this video we are demonstrating how to establish a SSH connection with a controller using for example PuTTY to be able to work with the LINUX console. Contents: 0:21 Download and install the SSH client; 0:40 Establish the SSH connection; 0:50 Log on to the Controller	1.0 2017 Aug 5	mp4 29.0 MB	Download
<b>System Description</b>			
System Manual XTR Basic conditions and recommendations for higher operational safety	V 2.0.0 2022 Sep 14	pdf 8.0 MB	Download
<b>Additional Information</b>			
Disposal and Recycling Electrical and electronic equipment, Batteries, Packaging	V 1.1.0 2022 Aug 18	pdf 2.2 MB	Download
WAGO OPC UA Server	V 1.1.0 2021 Jan 28	pdf 1.2 MB	Download

## Application Notes

### Application Note CoDeSys 2.3

Application Note Data Plotter The Data Plotter is a Web application that can be used as a visualization tool for the data logger in CODESYS V2.3 and e!COCKPIT. It allows the user to graphically display	2023-06-01 2023 Jun 1	zip 6.7 MB	Download
--	--------------------------	---------------	----------

Subject to changes. Please also observe the further product documentation!

data captured by the data logger library (WAGO\_Datalogger\_02.lib for CODESYS V2.3 and WagoAppDatalogger for e!COCKPIT from V1.2.100.6023).

<p>Application note Cloud Connectivity</p> <p>This application note explains how the WAGO controllers PFC100 and PFC200 can communicate with cloud services like Microsoft Azure (WAGO Cloud), Amazon AWS and IBM Bluemix. Data could be send to the cloud and commands could receive from the cloud. The libraries WagoLibCloud for WAGO-I/O-PRO V2.3 and WagoAppCloud for e!COCKPIT are used.</p>	<p>2019-09-17 2019 Sep 17</p>	<p>zip 4.1 MB</p>	<p>Download</p>
<p>Application note for installing a MySQL-Server on a PFC-Controller</p> <p>This Application Note explains how a MySQL-Server can be set up and used on a PFC 200. The Application shows how measurement values of the 3-Phase Power Measurement Module can be written into a database.</p>	<p>1.0.4 2019 May 16</p>	<p>zip 4.5 MB</p>	<p>Download</p>
<p>HART Tool Routing via ETHERNET with 750-820x/750-88x and CODESYS 2.3 (a116120)</p> <p>This application note describes how to set up asset management systems, which facilitate simple, efficient configuration of HART field devices. With the Cerabar PMC51 (Endress+Hauser) as an example, a connection is established from any HART sensor to a WAGO PROFIBUS Controller and a WAGO ETHERNET Fieldbus Coupler. The configuration is made with the asset management software WAGOframe, PACTware und FieldCare.</p>	<p>1.0.0 2019 Mar 22</p>	<p>pdf 3.9 MB</p>	<p>Download</p>
<p>Using the web visualization with Java™ runtime environment (JRE, JVM) 7 update 51 (7u51) (a500690)</p> <p>Oracle announced an update (7u51) for their Java™ runtime environment for the 14th of January 2014 which might have an impact on the use of the WAGO web visualization with Controller, PERSPECTO CP devices and WAGO-IO-IPCs. For more details please have a look into our application note.</p>	<p>1.2.4 2019 Feb 26</p>	<p>zip 5.0 MB</p>	<p>Download</p>
<p><b>Application Note e!COCKPIT</b></p>			
<p>Application Note Data Plotter</p> <p>The Data Plotter is a Web application that can be used as a visualization tool for the data logger in CODESYS V2.3 and e!COCKPIT. It allows the user to graphically display data captured by the data logger library (WAGO_Datalogger_02.lib for CODESYS V2.3 and WagoAppDatalogger for e!COCKPIT from V1.2.100.6023).</p>	<p>2023-06-01 2023 Jun 1</p>	<p>zip 6.7 MB</p>	<p>Download</p>
<p>e!COCKPIT application note WagoAppCloud</p> <p>This application note explains how the WAGO controllers PFC100 and PFC200 can communicate with cloud services like Microsoft Azure (WAGO Cloud), Amazon AWS and IBM Bluemix. Data could be send to the cloud and commands could receive from the cloud. The library WagoAppCloud for e!COCKPIT is used.</p>	<p>2022-11-04 2022 Nov 4</p>	<p>zip 2.7 MB</p>	<p>Download</p>
<p>SNMP Communication (a500850)</p>	<p>1.1.0 2020 Feb 20</p>	<p>zip 3.8 MB</p>	<p>Download</p>

Subject to changes. Please also observe the further product documentation!





This application note explains how the WAGO controllers PFC100 and PFC200 can communicate via SNMP: Sending traps / inform notifications, creating an MIB and using the controller as an SNMP agent. To do so, the SNMP-specific libraries for WAGO-I/O-PRO V2.3 and e!COCKPIT are used.

eCOCKPIT application note installation MySQL-Server This Application Note explains how a MySQL-Server can be set up and used on a PFC 200. The Application shows how measurement values of the 3-Phase Power Measurement Module can be written into a database.	1.0.3 2019 Sep 9	pdf 1.9 MB	Download
--	---------------------	---------------	----------

HART Tool Routing via ETHERNET with 750-820x and e!RUNTIME (a116130) This application note describes how to set up asset management systems, which facilitate simple, efficient configuration of HART field devices. With the Cerabar PMC51 (Endress+Hauser) as an example, a connection is established from any HART sensor to a WAGO PROFIBUS Controller and a WAGO ETHERNET fieldbus coupler. The configuration is made with the asset management software WAGOframe, PACTware und FieldCare.	1.0.0 2019 Mar 22	pdf 2.9 MB	Download
--	----------------------	---------------	----------

## Libraries

Library			
WagoLibFTPS_01 This library provides a function block for FTP and FTPS communication. FTPS supports explicit and implicit TLS encryption: - Explicit FTP over TLS: Client explicitly asks for TLS encryptions by issuing the command "AUTH TLS" (Described in RFC4217) - Implicit FTP over TLS: Client tries to establish an TLS connection immediately.	1.17 2020 Nov 9	zip 411.5 kB	Download
Library WagoLibCloud_02.lib Die Bibliothek dient zur Kommunikation des WAGO Controller PFC100 und PFC200 mit Cloud Diensten wie Microsoft Azure (WAGO Cloud), Amazon AWS and IBM Bluemix. Daten können zur Cloud gesendet und Kommandos von der Cloud empfangen werden.	2.2.4 2020 Jan 21	zip 57.6 kB	Download

## Engineering-Software

e!COCKPIT e!COCKPIT Register at no cost and test our engineering software for 30 days.	1.11.2.0 2023 Apr 24	zip 4.1 GB	Download
--	-------------------------	---------------	----------

## Desktop Application

WAGOupload		URL	Download
------------	--	-----	----------

Subject to changes. Please also observe the further product documentation!



WAGOupload is a stand-alone PC software for transferring, backing up and restoring PLC applications on WAGO 750 Series controllers.

### Configuration and Commissioning Software

(759-316) WAGO Ethernet Settings / Serie 750	06.18.01.01 2023 Feb 28	zip 27.3 MB	Download
--	----------------------------	----------------	----------

### Runtime Software

#### GitHub: Linux® Toolchain

GitHub: Linux® Software Development Kit (SDK)		URL	Download
---	--	-----	----------

With the PFC SDK, WAGO offers Linux® enthusiasts the opportunity to compile the PFC firmware themselves, and to expand it according to their own wishes.

The WAGO PFC SDK includes a Pengutronix build environment, optimized for the PFC, and the OSELAS Toolchain, which open up the following possibilities, among others:

- Expanding the firmware functions using open source packages like: Python, SQLite3, PHP, etc.
- Compiling their own C/C++ applications with direct or indirect bus access to the local bus, CANopen, or PROFIBUS.
- Compiling external libraries using CODESYS V2 to expand the PLC applications.
- There are detailed instructions for many of these tasks and ideas (see WAGO GitHub HowTo's).

### Firmware

Image Update (SD Karte) PFC100/200 WAGO_FW0750-8xxx_V031010_IX22_SP1_I	V 22 SP1 2022 Dec 12	zip 210.8 MB	Download
WUP Update (WAGOuploadTool) PFC100/200 WAGO_FW0750-8xxx_V031010_IX22_SP1_W	V 22 SP1 2022 Dec 12	zip 208.5 MB	Download

### IoT/ Cloud

#### "Remote Access" Beta Software

"Remote Access" Beta Software Register for the beta version of "Remote Access" for the WAGO Cloud.	V 0.12.0.0 2020 Dec 6	ZIP 2.1 MB	Download
---	--------------------------	---------------	----------

Subject to changes. Please also observe the further product documentation!



## CAD/CAE-Data

### CAD data

2D/3D Models 750-8202/040-000	<a href="#">URL</a>	<a href="#">Download</a>
-------------------------------	---------------------	--------------------------

### CAE data

EPLAN Data Portal 750-8202/040-000	<a href="#">URL</a>	<a href="#">Download</a>
------------------------------------	---------------------	--------------------------

WSCAD Universe 750-8202/040-000	<a href="#">URL</a>	<a href="#">Download</a>
---------------------------------	---------------------	--------------------------

ZUKEN Portal 750-8202/040-000	<a href="#">URL</a>	<a href="#">Download</a>
-------------------------------	---------------------	--------------------------

WSCAD Universe 750-8202/040-000	<a href="#">URL</a>	<a href="#">Download</a>
---------------------------------	---------------------	--------------------------

EPLAN Data Portal 750-8202/040-000	<a href="#">URL</a>	<a href="#">Download</a>
------------------------------------	---------------------	--------------------------

## Environmental Product Compliance

### Compliance Search

Environmental Product Compliance 750-8202/040-000 Controller PFC200; 2 x ETHERNET, RS-232/-485; Extreme	<a href="#">URL</a>	<a href="#">Download</a>
--	---------------------	--------------------------

## Installation Notes

## Product family

### Controller 750

[Show all products from the family](#)

Subject to changes. Please also observe the further product documentation!