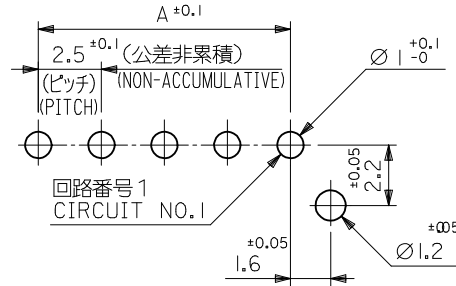
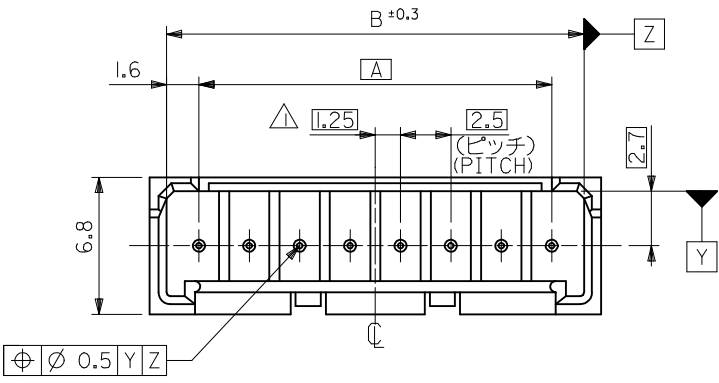


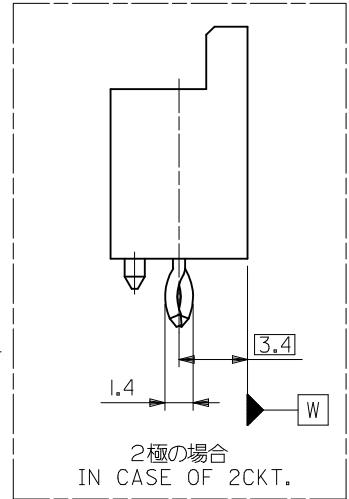
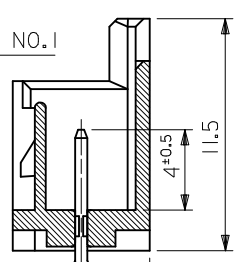
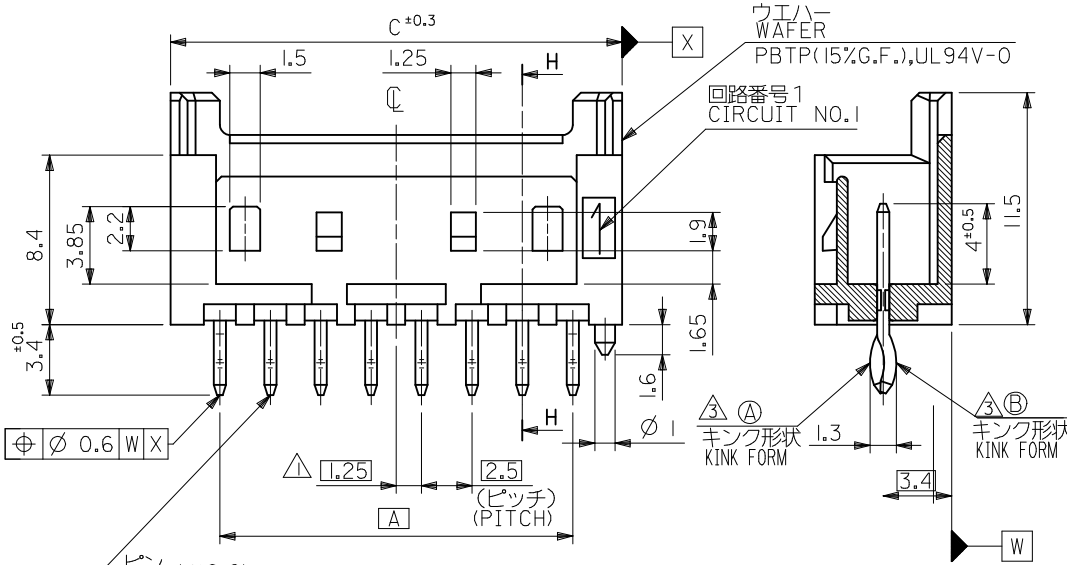
注記
NOTES

- △ 偶数極品に適用。
APPLIES ONLY TO EVEN NO. CKT. SIZES.
- 2. 嵌合相手：51103 シリーズ
MATES WITH：51103 SERIES.
- △ 3極以上のキンク形状は両サイドが(A)、その他の極はすべて(B)形状とする。
KINK FORM
MORE THAN 2 CIRCUIT:
PINS AT BOTH ENDS ARE KINK FORMED TO (A),
THE OTHER PINS ARE KINK FORMED TO (B).
- 4. 製品番号の下1桁は色を表します。
LAST DIGIT OF PART NUMBER INDICATES COLOR.
0: 白 WHITE 1: 黒 BLACK 2: 赤 RED
3: 黄 YELLOW 4: 青 BLUE
- 5. 材料 ウェハー: PBTP(15%G.F.), UL94V-0
WEFER
ピン: リン青銅 錫メッキ 1.0μm以上
下地銅メッキ 0.5μm以上
PIN: PHOSPHOR BRONZE,
TIN 1.0 micrometer MINMUM
OVER COPPER 0.5 micrometer MINIMUM
PLATING.



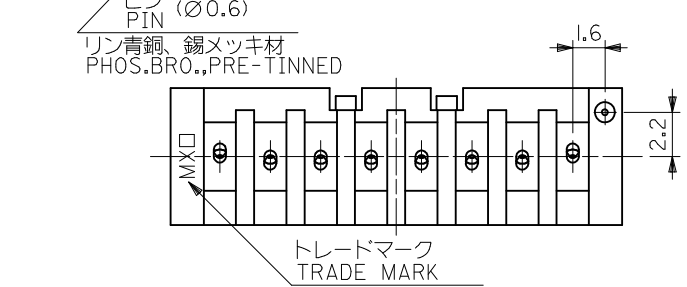
回路番号1
CIRCUIT NO.1

基板取付穴推奨寸法 (マウント面)
RECOMMENDED P.C.BOARD HOLE DIMENSION
(MOUNTING SIDE)
($t=1.6$) (SCALE 5 : 1)



△(A) キンク形状 KINK FORM
△(B) キンク形状 KINK FORM

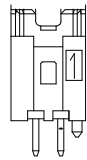
断面 H-H
SECT. H-H



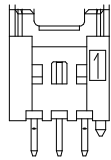
39.9	38.2	35	53375-15 *	15
37.4	35.7	32.5	↑ -14 *	14
34.9	33.2	30	-13 *	13
32.4	30.7	27.5	-12 *	12
29.9	28.2	25	-11 *	11
27.4	25.7	22.5	-10 *	10
24.9	23.2	20	-09 *	9
22.4	20.7	17.5	-08 *	8
19.9	18.2	15	-07 *	7
17.4	15.7	12.5	-06 *	6
14.9	13.2	10	-05 *	5
12.4	10.7	7.5	-04 *	4
9.9	8.2	5	-03 *	3
7.4	5.7	2.5	53375-02 *	2
C	B	A	POLY BAG PACKAGE ORDER NO. MODEL NO. 53375-**1 *	極数 NO. OF CKTS.

REVISED EC NO: J2013-1080 2013/04/01 DRWNR:HORI CHKD:KASAKAWA 2013/04/01 APPR:Y010 2013/04/01	GENERAL TOLERANCES (UNLESS SPECIFIED)		DIMENSION STYLE MM ONLY		SCALE 4:1	DESIGN UNITS METRIC	TITLE 2.5 W/B CONN WAFER ASSY WITH KINK -LEAD FREE- molex DOCUMENT NO. SD-53375-001 SHEET NO. 1 OF 2
	10 UNDER	±0.2	DRAWN BY K. TOJO	DATE 1992/05/06			
	10 OVER 30 UNDER	±0.25	CHECKED BY H. HIRAMOTO	DATE 1994/03/08			
	30 OVER	±0.3	APPROVED BY M. FUKUSUMA	DATE 1994/03/08			
REV	DESCRIPTION	ANGULAR ±3 °	MATERIAL NO. SEE TABLE				
		DRAFT WHERE APPLICABLE MUST REMAIN WITHIN DIMENSIONS		SIZE A3		THIS DRAWING CONTAINS INFORMATION THAT IS PROPRIETARY TO MOLEX INCORPORATED AND SHOULD NOT BE USED WITHOUT WRITTEN PERMISSION	

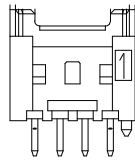
10 9 8 7 6 5 4 3 2 1



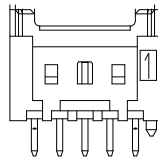
2極
2 CKT.



3極
3 CKT.



4極
4 CKT.



5極
5 CKT.

ロック形状図
LOCK CONFIGURATION

53375-1514	53375-1513		53375-1510	15
			53375-1410	14
			53375-1310	13
53375-1214	53375-1213		53375-1210	12
			53375-1110	11
			53375-1010	10
			53375-0910	9
53375-0814		53375-0812	53375-0810	8
		53375-0712	53375-0710	7
53375-0614	53375-0613	53375-0612	53375-0610	6
		53375-0512	53375-0510	5
			53375-0410	4
			53375-0310	3
53375-0214	53375-0213	53375-0212	53375-0210	2
53375-**14 COLOR : BLUE	53375-**13 COLOR : YELLOW	53375-**12 COLOR : RED	53375**10 COLOR : WHITE	CKT.
TRAY PACKAGE ORDER No.				

REVISED EC NO: J2013-1080 2013/04/01 DRWNR:HORI 2013/04/01 CHKD:KASAKAWA 2013/04/01 APPR:YOKO 2013/04/01	GENERAL TOLERANCES (UNLESS SPECIFIED)		DIMENSION STYLE MM ONLY		SCALE 4:1	DESIGN UNITS METRIC	THIRD ANGLE PROJECTION	
	10 UNDER	±0.2	DRAWN BY K.TOJO	DATE 1992/05/06	TITLE 2.5 W/B CONN WAFER ASSY WITH KINK -LEAD FREE- molex			
	10 OVER 30 UNDER	±0.25	CHECKED BY H.HIRAMOTO	DATE 1994/03/08				
	30 OVER	±0.3	APPROVED BY M.FUKUSUMA	DATE 1994/03/08				
ANGULAR ±3 °		MATERIAL NO. SEE TABLE		DOCUMENT NO. SD-53375-001		SHEET NO. 2 OF 2		
DRAFT WHERE APPLICABLE MUST REMAIN WITHIN DIMENSIONS		THIS DRAWING CONTAINS INFORMATION THAT IS PROPRIETARY TO MOLEX INCORPORATED AND SHOULD NOT BE USED WITHOUT WRITTEN PERMISSION						

9 8 7 6 5 4 3 2