


KRPA Series Panel Plug-in Relay

- 5 to 10 amp current capability
- Contact arrangements of 1, 2 and 3 Form C (CO)
- Octal type termination for quick installation
- Indicator lamp available on certain models



Typical applications
Baggage handling, lighting, inspection equipment, marine

Approvals

UL E22575; CSA LR15734
Technical data of approved types on request

Contact Data

Contact arrangement	1 form C (CO), 2 form C (CO), 3 form C (CO)	
Rated voltage	240VAC	
Rated current	10A	
Contact material	Ag	AgCdO
Min. recommended contact load	100mA, 12VDC	300mA, 12VDC
Frequency of operation	360 ops./hour	360 ops./hour

Contact ratings

Type	Load	Cycles
UL 508 KRPA, Ag	5A, 120VAC	100x10 ³
	3A, 240VAC	100x10 ³
	1/10HP, 120VAC	1x10 ³
	1/6HP, 240VAC	1x10 ³
KRPA, AgCdO	10A, 240VAC	100x10 ³
	1/3HP, 120VAC	1x10 ³
	1/2HP, 240VAC	1x10 ³
KA, Ag	5A, 120VAC	
	3A, 240VAC	
	1/10HP, 120VAC	
	1/6HP, 240VAC	
KA, AgCdO	10A, 120VAC	
	6A, 240VAC	
	1/6HP, 120VAC	
	1/3HP, 240VAC	
Mechanical endurance		10x10 ⁶ ops.

Coil Data

Coil voltage range	6 to 220VDC 6 to 240VAC
Coil insulation system according UL	Class B

Coil versions, DC coil

Coil code	Rated voltage VDC	Operate voltage VDC	Coil resistance Ω±10%	Rated coil power W
6	6	4.5	32	1.15
12	12	9.0	120	1.2
24	24	18.0	472	1.25
48	48	36.0	1800	1.3
110	110	82.5	10000	1.2
-	220	Use 110V relay with 10KΩ, 5W resistor in series		

All figures are given for coil without preenergization, at ambient temperature +23°C.

Coil versions, AC coil

Coil code	Rated voltage VAC	Operate voltage VAC	Coil resistance Ω±15%	Rated coil power VA
6	6	5.1	6	2.01
12	12	10.2	24	2.02
24	24	20.4	85	2.02
20	120	102.0	2250	2.1
240	240	204.0	9110	2.1

All figures are given for coil without preenergization, at ambient temperature +23°C.

Insulation Data

Initial dielectric strength	
between open contacts	1000V _{rms}
between contact and coil	1000V _{rms}
between adjacent contacts	1000V _{rms}
Initial insulation resistance	
between insulated elements	KRPA: 1000MΩ KA: 100MΩ

Other Data

Material compliance: EU RoHS/ELV, China RoHS, REACH, Halogen content refer to the Product Compliance Support Center at www.te.com/customer-support/rohssupportcenter

Ambient temperature	
DC coil	KRPA: -45°C to 70°C KA: -45°C to 85°C
AC coil	KRPA: -45°C to 55°C KA: -45°C to 70°C
Category of environmental protection	IEC 61810
	RT1 - dust protected KRPA and RT0 - open style KA
Vibration resistance (functional)	.065" double amplitude, 10-55Hz
Shock resistance (functional)	15g, 11ms (non-operating)
Terminal type	KRPA: 8- or 11-pin octal-type plug KA: solder terminals
Weight	85g
Packaging/unit	tray/25 pcs., box/150pcs.

Accessories

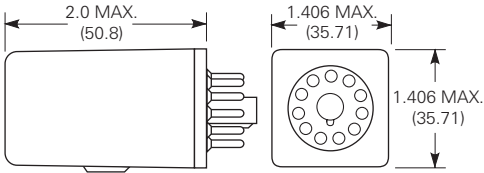
For details see datasheet Sockets and Accessories, KRPA Relays

Product Code	Description
27E891	Two pole DIN socket (use 20C318 clip)
27E892	Three pole DIN socket (use 20C318 clip)
27E122	Two pole track mount socket (use 20C318 clip)
27E123	Three pole track mount socket (use 20C318 clip)

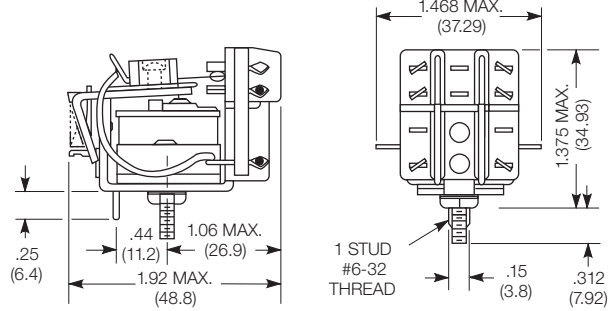
KRPA Series Panel Plug-in Relay (Continued)

Dimensions

KRPA

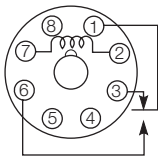


KA

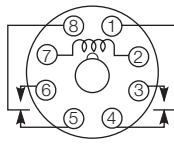


Terminal assignment

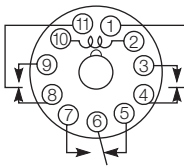
KRPA
1 Form C



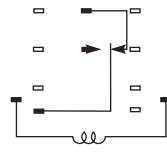
KRPA
2 Form C



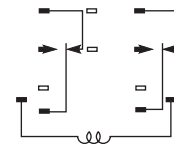
KRPA
3 Form C



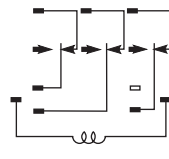
KA
1 Form C



KA
2 Form C



KA
3 Form C



Product code structure

Typical product code **KRPA -5 A Y -120**

Type		KRPA	-5	A	Y	-120
KRPA Enclosed relay with octal-style plug KA Open style relay with solder terminals						
Contact arrangement and rating		KRPA	-5	A	Y	-120
5	1 form C (CO)					
14	3 form C (CO)					
Coil Input		KRPA	-5	A	Y	-120
A	AC, 50/60Hz					
Contact material and indicator lamp option		KRPA	-5	A	Y	-120
Y	Ag, no indicator lamp					
N	AgCdO, with indicator (Code N only available with relay type KRPA)					
Options		KRPA	-5	A	Y	-120
Leave blank no additional options						
F	Au flashed contacts (Options F and P only available with relay type KRPA)	P Push to test button				
Coil voltage		Coil code: please refer to coil versions table				

KRPA Series Panel Plug-in Relay (Continued)

Product Code	Arrangement	Contact Material	Coil	Option	Part Number
KA-5AG-120	1 Form C, 1 CO	AgCdO	120VAC	Open style	7-1393099-1
KA-5AY-120		Ag			7-1393099-3
KA-5DG-6		AgCdO	6VDC		7-1393099-9
KA-5DG-12			12VDC		7-1393099-7
KA-5DG-110			110VDC		7-1393099-6
KA-11AG-120	2 Form C, 2 CO		120VAC		3-1393099-6
KA-11AY-6		Ag	6VAC	4-1393099-1	
KA-11AY-24			24VAC	4-1393099-0	
KA-11AY-120			120VAC	3-1393099-9	
KA-11DG-12		AgCdO	12VDC	4-1393099-3	
KA-11DG-24		24VDC	4-1393099-5		
KA-11DG-110		110VDC	4-1393099-2		
KA-14AG-120	3 Form C, 3 CO		120VAC		5-1393099-0
KA-14AY-120		Ag		5-1393099-4	
KA-14DG-24		AgCdO	24VDC	5-1393099-7	
KA-14DG-110			110VDC	5-1393099-5	
KA-14DG-110			110VDC	5-1393099-5	
KRPA-5AG-24	1 Form C, 1 CO		24VAC	None	9-1393104-9
KRPA-5AG-120			120VAC		9-1393104-8
KRPA-5DG-6			6VDC		1393105-5
KRPA-5DG-12			12VDC		1393105-3
KRPA-5DG-24			24VDC		1393105-4
KRPA-5DY-12	2 Form C, 2 CO	Ag	12VDC	1393105-6	
KRPA-5DY-24			24VDC	1393105-7	
KRPA-11AG-6		AgCdO	6VAC	2-1393104-8	
KRPA-11AG-12			12VAC	2-1393104-4	
KRPA-11AG-24			24VAC	1-1393105-2	
KRPA-11AG-120		120VAC	2-1393104-5		
KRPA-11AG-240		240VAC	2-1393104-7		
KRPA-11AN-12		12VAC	Indicator	3-1393104-1	
KRPA-11AN-24		24VAC		3-1393104-3	
KRPA-11AN-120		120VAC		3-1393104-2	
KRPA-11AN-240		240VAC		3-1393104-4	
KRPA-11AY-6	2 Form C, 2 CO	Ag	6VAC	None	3-1393104-9
KRPA-11AY-12			12VAC		3-1393104-5
KRPA-11AY-24			24VAC		3-1393104-7
KRPA-11AY-120			120VAC		3-1393104-6
KRPA-11AY-240			240VAC		3-1393104-8
KRPA-11DG-6	2 Form C, 2 CO	AgCdO	6VDC		4-1393104-7
KRPA-11DG-12			12VDC		4-1393104-3
KRPA-11DG-24			24VDC		4-1393104-5
KRPA-11DG-48			48VDC		4-1393104-6
KRPA-11DG-110			110VDC		4-1393104-2
KRPA-11DG-125		125VDC		4-1393104-4	
KRPA-11DG-24		24VDC		4-1393104-5	
KRPA-11DG-48		48VDC		4-1393104-6	
KRPA-11DN-12		12VDC	Indicator	5-1393104-0	
KRPA-11DN-24		24VDC		5-1393104-1	
KRPA-11DN-110		110VDC		4-1393104-9	
KRPA-11DY-12	2 Form C, 2 CO	Ag	12VDC	None	5-1393104-6
KRPA-11DY-24			24VDC		5-1393104-7
KRPA-14AG-12		AgCdO	12VAC		6-1393104-4
KRPA-14AG-24			24VAC		6-1393104-7
KRPA-14AG-120			120VAC		6-1393104-5
KRPA-14AG-240		240VAC	6-1393104-8		
KRPA-14AN-24	3 Form C, 3 CO		24VAC	Indicator	7-1393104-4
KRPA-14AN-120			120VAC		7-1393104-3
KRPA-14AN-240			240VAC		7-1393104-5
KRPA-14AY-24		Ag	24VAC		7-1393104-8
KRPA-14AY-120			120VAC		7-1393104-7
KRPA-14AY-240		240VAC	7-1393104-9		
KRPA-14DG-12	3 Form C, 3 CO	AgCdO	12VDC		8-1393104-2
KRPA-14DG-24			24VDC		8-1393104-4
KRPA-14DG-48			48VDC		8-1393104-5
KRPA-14DG-110			110VDC		8-1393104-1
KRPA-14DG-125			125VDC		8-1393104-3
KRPA-14DN-24		24VDC	Indicator	9-1393104-0	
KRPA-14DY-24		Ag		None	9-1393104-3