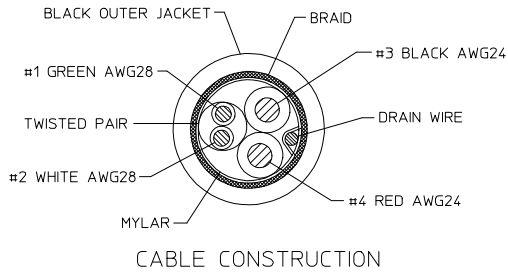
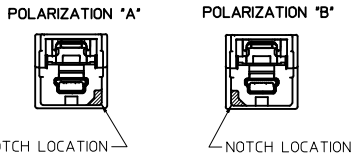


**MINI-B PLUG SUB-ASSY POLARIZATION OPTIONS**



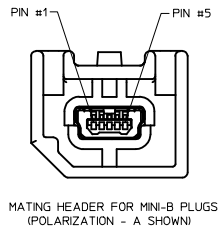
MOLEX MATERIAL NO.	MINI-B PLUG POLARIZATION	DIM 'A' (mm)	DIM 'B' (mm)
111015-0100	A	500±10	200
111015-0101	B	500±10	200
111015-0200	A	1000±10	200
111015-0201	B	1000±10	200
111015-0300	A	1500±10	200
111015-0301	B	1500±10	200
111015-0102	A	300±10	25

**WIRING DIAGRAM**

SIGNAL NAME	CONTACT #	MINI-B PLUG (HOST)	STD-A RECEPTACLE (TARGET)	CONTACT #	SIGNAL NAME
		WIRE COLORS	WIRE COLORS		
VBUS	1	RED	RED	1	VBUS
D-	2	WHITE	WHITE	2	D-
D+	3	GREEN	GREEN	3	D+
NO CONNECT	4	NO CONNECT	N/A		N/A
GND	5	BLACK	BLACK	4	GND
CABLE BRAID	SHELL	BRAID TO SHELL TERMINATION		SHELL	CABLE BRAID

**NOTES:**

- PART MUST CONFORM TO THE ELECTRICAL CONNECTION SYSTEM DESIGN SPECIFICATION (SDS) VER 13, DATED 06-APR-06, TEMP CLASS \*-40-85°C.
- PART MUST CONFORM TO THE LATEST LEVEL OF SAE/USCAR-30 & USB 2.0.
- ALL PLASTIC PARTS MUST HAVE MATERIAL IDENTIFICATION SYMBOLS CLEARLY MARKED, WHEREVER PACKAGE SIZE PERMITS.
- GENERAL TOLERANCES: ±0.25 ALL ONE PLACE DIMENSIONS, ±0.15 ALL TWO PLACE DIMENSIONS, AND ±0.5° ALL ANGULAR DIMENSIONS.
- 0.3MM MAXIMUM RADIUS PERMISSIBLE ON EDGES AND FILLETS SHOWN AS SHARP FOR PLASTIC PARTS.
- PARTS ARE TO BE FREE OF SCRATCHES, DISCOLORATION, SALT RESIDUE OR OTHER IMPERFECTIONS THAT MAY AFFECT FUNCTION OR FIT OF PART.
- IDENTIFICATION LABEL MUST DISPLAY CUSTOMER PART NUMBER IF REQUIRED, SUPPLIER PART NUMBER, DATE CODE (YYYYMMDD), REVISION AND LOGO.
- MATING CONNECTORS: MINI-B INLINE 111005 SERIES.
- LEAD FREE, NO RoHS EXEMPTIONS.
- FINISHES: TERMINAL: SELECTIVE GOLD (Au) IN THE CONTACT AREA; THICKNESS = 0.75 MICROMETER (30 MICROINCH) MINIMUM OVER NICKEL (Ni) OVERALL; THICKNESS = 1.25 MICROMETER (50 MICROINCH) MINIMUM.



CUSTOMER P/N  
 |||  
 MOLEX P/N REV YYYMMDDX  
 Made in China  
**MOLEX LOGO**  
 MOLEX P/N REV YYYMMDDX  
 |||  
 CUSTOMER P/N

**LABEL FORMAT**  
 LAST LETTER OF DATE CODE 'X':  
 'D' = DAY SHIFT, 'N' = NIGHT SHIFT  
 BAR CODE = MOLEX MATERIAL NUMBER  
 KEEP CUSTOMER P/N IN BLANK IF NOT AVAILABLE

ADDED COLUMN EC NO: CPG2015-3480 DRAWN/HSJ01 2014/10/31 CHKD/KL1002 2014/10/31 APPROV/YL0001 2015/01/08	QUALITY SYMBOLS ∇=0 ∇=0 ∇=0	GENERAL TOLERANCES (UNLESS SPECIFIED) mm INCH 4 PLACES ±--- ±--- 3 PLACES ±.--- ±--- 2 PLACES ±.13 ±--- 1 PLACE ±.25 ±--- 0 PLACE ±--- ±---	DIMENSION STYLE <b>MM ONLY</b> DRAWN BY DATE J.REEVES 2007/09/11 CHECKED BY DATE J.REEVES 2007/09/11 APPROVED BY DATE MONROE 2010/03/16	SCALE <b>2:1</b> DESIGN UNITS <b>METRIC</b>	THIRD ANGLE PROJECTION TITLE <b>USB CABLE ASSEMBLY                  MINI-B PLUG TO                  SHROUDED STD-A RECEPT</b>
		ANGULAR ± 3 ° DRAFT WHERE APPLICABLE MUST REMAIN WITHIN DIMENSIONS	MATERIAL NO. <b>SEE CHART</b> SIZE <b>D</b>	DOCUMENT NO. <b>SD-111015-006</b>	SHEET NO. <b>1 OF 1</b>