

注記 NOTES

- △1 ロック窓 LOCKING WINDOW:  
ロック窓は、2、3極では1ヶ所、4極以上では2ヶ所とする。  
ONE PLACE FOR 2 AND 3 CIRCUIT.  
TWO PLACES FOR 4 CIRCUIT AND MORE.
- △2 材料およびめっき仕様：TABLE1参照  
MATERIAL AND PLATING: REFER TO TABLE1
- △3 適用製品及び各種仕様書はSHEET 2を参照のこと  
REFER TO SHEET 2 ABOUT APPLICABLE PRODUCTS AND VARIOUS SPECIFICATIONS
- 4. 本製品は金めっき品です。錫めっき品は530480001-SDをご参照ください。  
THIS PRODUCT IS GOLD PLATING TYPE.  
PLEASE REFER TO 530480001-SD FOR TIN PLATING TYPE.

△5 発注番号  
ORDER NO.  
**53048\*\* \* 0**

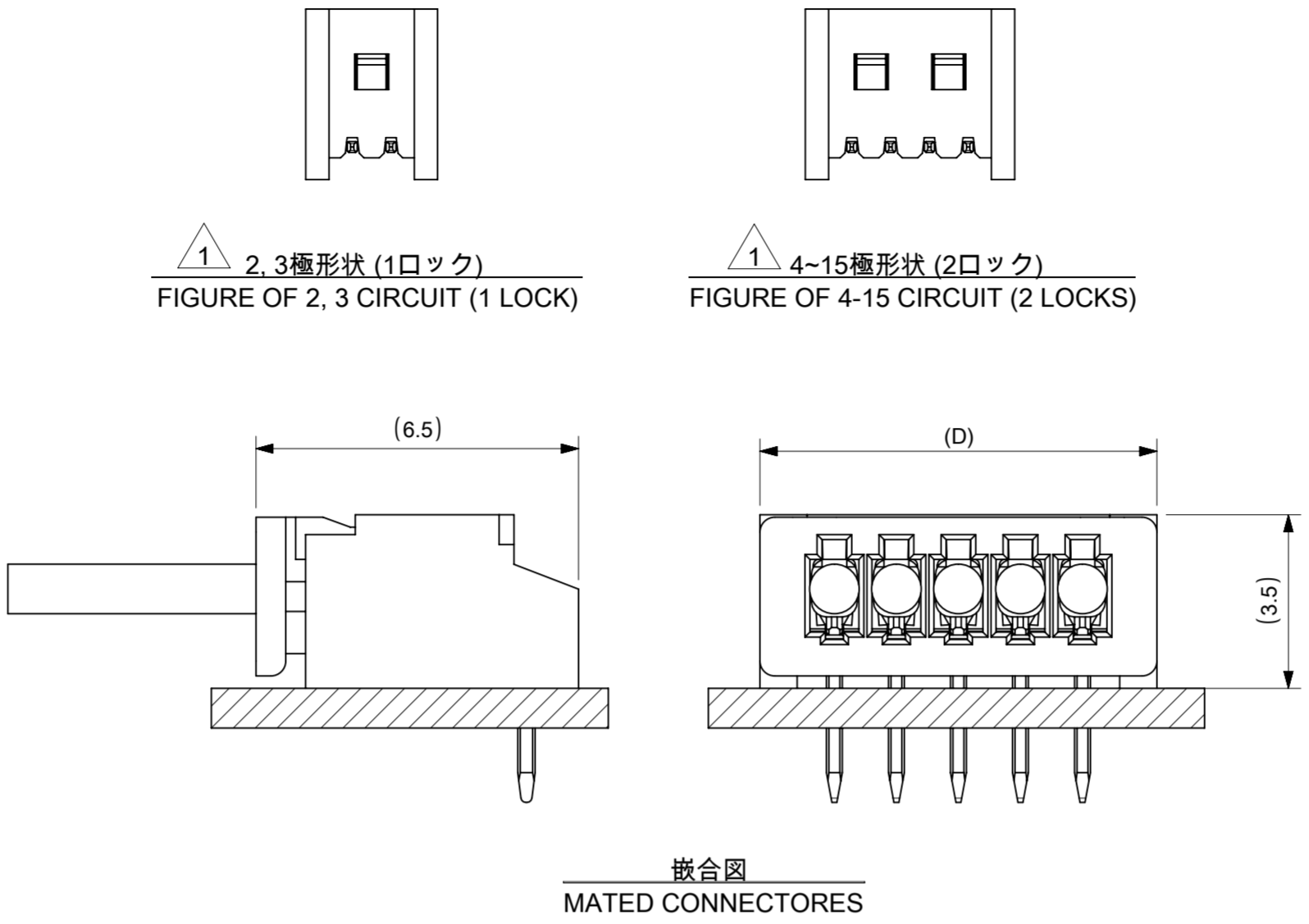
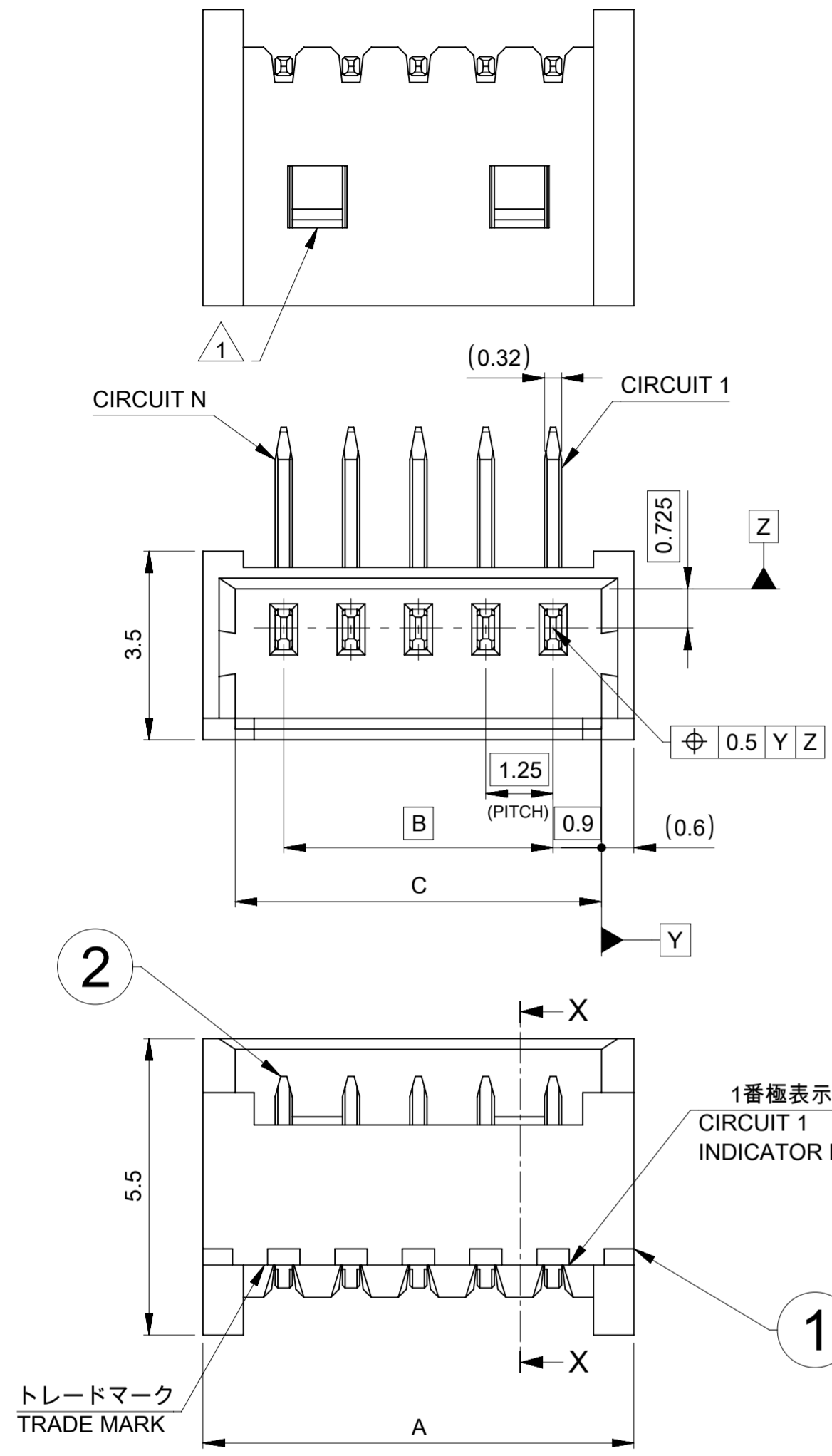
番号	接点部 金めっき厚 CONTACT GOLD PLATING THICKNESS
6	FLASH
5	0.38 micro-meters MIN

20.5	19.3	17.5	20.5	530481550	530481560	15
19.25	18.05	16.25	19.25	530481450	530481460	14
18	16.8	15	18	530481350	530481360	13
16.75	15.55	13.75	16.75	530481250	530481260	12
15.5	14.3	12.5	15.5	530481150	530481160	11
14.25	13.05	11.25	14.25	530481050	530481060	10
13	11.8	10	13	530480950	530480960	9
11.75	10.55	8.75	11.75	530480850	530480860	8
10.5	9.3	7.5	10.5	530480750	530480760	7
9.25	8.05	6.25	9.25	530480650	530480660	6
8	6.8	5	8	530480550	530480560	5
6.75	5.55	3.75	6.75	530480450	530480460	4
5.5	4.3	2.5	5.5	530480350	530480360	3
4.25	3.05	1.25	4.25	530480250	530480260	2

D	C	B	A	GOLD PLATING THICKNESS 0.38 micro-meters MIN	GOLD PLATING THICKNESS FLASH	極数 CIRCUIT
				△5 オーダー番号 ORDER NO.		
				梱包形態：トレイ梱包 PACKAGING: PLASTIC TRAY		

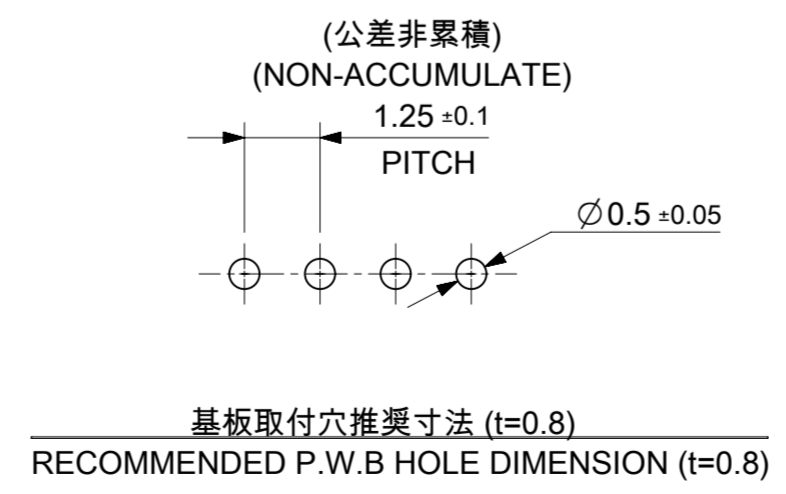
THIS DRAWING CONTAINS INFORMATION THAT IS PROPRIETARY TO MOLEX ELECTRONIC TECHNOLOGIES, LLC AND SHOULD NOT BE USED WITHOUT WRITTEN PERMISSION

DIMENSION UNITS	SCALE	CURRENT REV DESC:	<b>molex</b>			
mm	NTS					
GENERAL TOLERANCES (UNLESS SPECIFIED)			PICOBLADE 1.25 HEADER ASSY TH RIGHT ANGLE GOLD PLATING TYPE			
ANGULAR TOL	± 3.0°	EC NO: 738324	PRODUCT CUSTOMER DRAWING			
4 PLACES	± 0.2	DRWN: SSATO02	2023/01/12	DOCUMENT NUMBER		
3 PLACES	± 0.2	CHK'D: KOMURAKAMI	2023/04/20	DOC TYPE   DOC PART   REVISION		
2 PLACES	± 0.2	APPR: SAKIYAMA	2023/04/20	530480000-SD		
1 PLACE	± 0.2	INITIAL REVISION:	2018/10/18	PSD 000 D		
0 PLACES	± 0.2	DRWN: SOBARA01	2018/10/30	SEE CHART		
DRAFT WHERE APPLICABLE MUST REMAIN WITHIN DIMENSIONS		THIRD ANGLE PROJECTION	DRAWING	SERIES	MATERIAL NUMBER	CUSTOMER
			A2-SIZE	53048	GENERAL	1 OF 2



△2 TABLE1

番号 NO.	部品 PART	材質 MATERIAL	
①	ハウジング HOUSING	ポリアミド(PA), UL94V-0, 色：ナチュラル(ホワイト) POLYAMIDE(PA), UL94V-0, COLOR：NATURAL (WHITE)	
②	ターミナル TERMINAL	母材 MATERIAL	りん青銅 PHOSPHOR BRONZE
		コンタクト部 CONTACT AREA	金めっき：めっき厚は注記5参照 GOLD PLATING PLATING THICKNESS：SEE NOTE 5.
		テール部 TAIL AREA	無光沢錫めっき 1.0 micro-meters MIN (リフロー処理) MATTE TIN PLATING 1.0 micro-meters MIN (REFLOW TREATMENT)
		下地めっき(コンタクト部、テール部) UNDER PLATING (CONTACT, TAIL AREA)	ニッケルめっき 0.5 micro-meters MIN NICKEL PLATING 0.5 micro-meters MIN



△ 3 適合製品および各種仕様書  
 APPLICABLE PRODUCTS AND SPECIFICATIONS

梱包仕様書 PACKING SPECIFICATION	PART NUMBER			SPECIFICATION NUMBER		
	53048****			SPK-53048-001		
適合嵌合相手 MATE WITH	HOUSING		CRIMP TERMINAL			
	51021****	WIRE SIZE (AWG)	GOLD PLATING THICKNESS	PART NUMBER		
				#28-32	FLASH	500588020
		#26-28	0.38 micro-meters		500588025	
			FLASH		500798020	
0.38 micro-meters		500798025				
製品仕様書 PRODUCT SPECIFICATION	510210000-PS PS 000					
アプリケーション仕様書 (取扱説明書) APPLICATION SPECIFICATION	510210000-AS PS 000					

THIS DRAWING CONTAINS INFORMATION THAT IS PROPRIETARY TO MOLEX ELECTRONIC TECHNOLOGIES, LLC AND SHOULD NOT BE USED WITHOUT WRITTEN PERMISSION										
DIMENSION UNITS	SCALE	CURRENT REV DESC:			<b>molex</b>					
mm	NTS									
GENERAL TOLERANCES (UNLESS SPECIFIED)					PICOBLADE 1.25 HEADER ASSY TH RIGHT ANGLE GOLD PLATING TYPE					
ANGULAR TOL	± 3.0°	EC NO: 738324			PRODUCT CUSTOMER DRAWING					
4 PLACES	± 0.2	DRWN: SSATO02 2023/01/12								
3 PLACES	± 0.2	CHK'D: KOMURAKAMI 2023/04/20								
2 PLACES	± 0.2	APPR: SAKIYAMA 2023/04/20								
1 PLACE	± 0.2	INITIAL REVISION:			DOCUMENT NUMBER					
0 PLACES	± 0.2	DRWN: SOBARA01 2018/10/18			530480000-SD			PSD	000	D
DRAFT WHERE APPLICABLE MUST REMAIN WITHIN DIMENSIONS		THIRD ANGLE PROJECTION	DRAWING	SERIES	MATERIAL NUMBER	CUSTOMER	SHEET NUMBER			
			A2-SIZE	53048		GENERAL	2 OF 2			