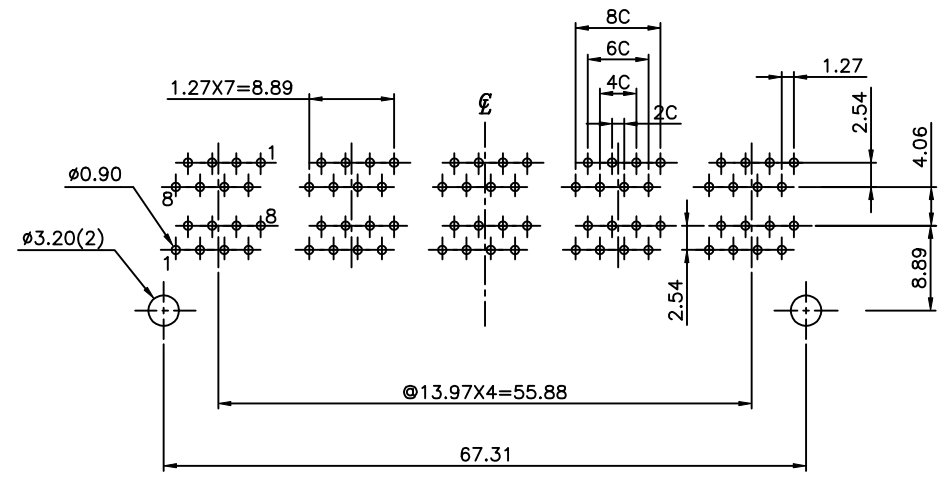
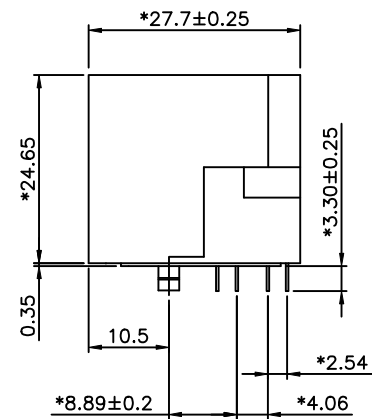
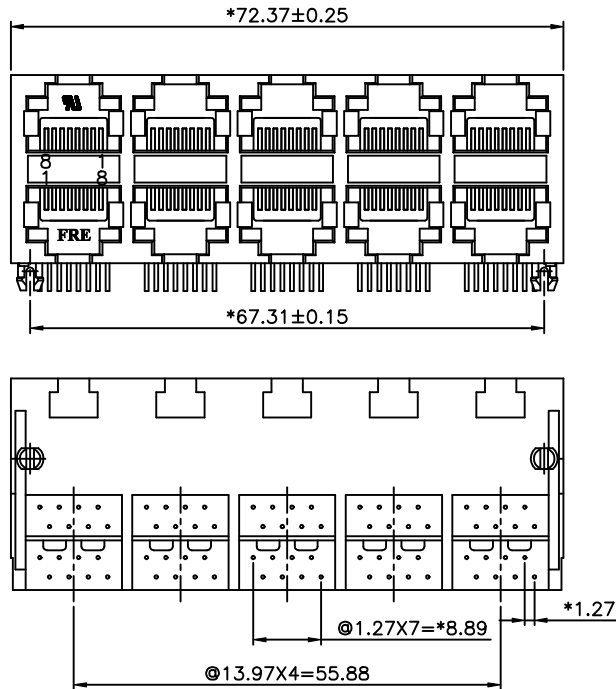


A1RFRD10

REVISION RECORD				
REV	ECO	DESCRIPTION	DRFT	CHKD



PC Board Layout
Component Side Shown

NOTES:

ELECTRICAL:

- VOLTAGE RATING : 125 VAC RMS.
- CURRENT RATING : 1.5 AMP.
- CONTACT RESISTANCE : 50 MILLIOHMS MAX.
- INSULATION RESISTANCE: 1000 MEGOHMS MIN @ 500 VDC.
- DIELECTRIC STRENGTH : 1000 VAC RMS 60Hz, 1MIN.

MECHANICAL:

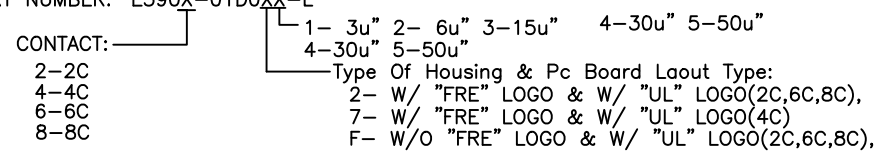
- HOUSING MATERIAL : PBT+30%.G.F UL94V-0.
- CONTACT MATERIAL : PHOSPHOR BRONZE ϕ 0.46mm.
- PLATING : GOLD PLATING OVER NICKEL.
- OPERATING LIFE : 750 CYCLES MIN.
- PCB RETENTION PRE-SOLDER : 1 LB MIN.
- PCB RETENTION POST-SOLDER: 10 LBS MIN.

ENVIRONMENTAL:

- STORAGE : -40°C TO +85°C.
- OPERATION: 0°C TO 70°C.
- WAVE SOLDERING TEMPERATURE :230°C~250°C (3~5 SECONDS)

MATES WITH MODULAR PLUG CONFORMING TO
FCC PART 68, SUBPART F.

ROHS PART NUMBER: E590X-01D0XX-L



MM (INCH)		DFTO JAMY	DATE 5/17/05
TOLERANCES EXCEPT AS NOTED		CHKDLJUMIN	DATE 2005/5/17
		MFO	DATE
		APPVLLUSHENG	DATE 2005/5/17
MATERIAL :			
ANGLES ±		QT'Y :	
THIRD ANGLE PROJECTION		FINISH :	
		SCALE : 1.5:1	

FULL RISE ELECTRONIC CO., LTD			
TITLE RJ45(NO SHIELD) STACKED GANGED JACK, 2X5			
DRAWING NO. GE593A88-LC		SIZE	REV
/PART NO. SEE NOTE		A3	0
DO NOT SCALE DRAWING		SHEET X	OF Y