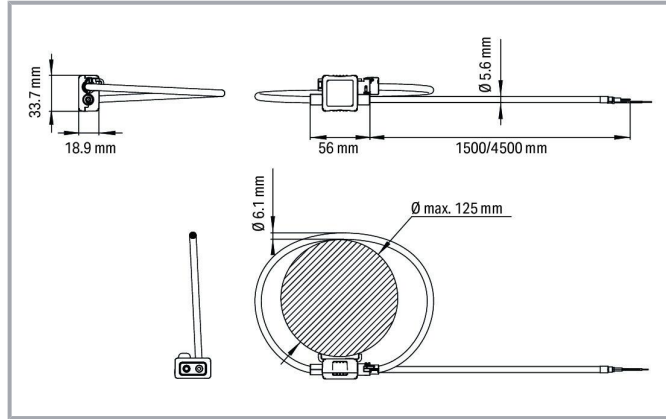



Data sheet | Item number: 855-9150/2000-1251

Rogowski coil; Primary rated current 1000 A; Output signal 22.5 mV per kA;
Cable length: 1.5 m; Feedthrough for measurement conductor 125 mm



www.wago.com/855-9150/2000-1251



Item description

Short description:

WAGO's Rogowski coils are used to measure AC currents and are particularly well suited for retrofitting in existing systems. The split coil bobbin allows for subsequent installation around the primary conductor – be it current bars or round conductors. These Rogowski coils can be connected to WAGO's 857-552, 750-495/000-002 and 2857-570/024-000 modules. A sealable bayonet catch and mounting brackets for cable ties make for easy installation.

Data

Notes

Note

Rogowski technology allows the coils to measure a wide primary current range of up to 10,000 A without loss of accuracy, because there are no saturation effects.

The requirements for standards EN 61869-1, EN 61869-2, EN 61869-6 and EN 61869-10 are only partially met, as there are fundamental differences with current transformers for a Rogowski coil.

Subject to changes. Please also observe the further product documentation!

WAGO GmbH & Co. KG
Hansastr. 27
32423 Minden
Phone: +49571 887-0 | Fax: +49571 887-169
Email: info.de@wago.com | Web: www.wago.com

Do you have any questions about our products?
We are always happy to take your call at +49 (571) 887-44222.



Technical data

Input

Measurement range	10 A ... 10000 A (up to 4000 A in combination with the recommended WAGO products)
-------------------	---

Input Current Transformers

Primary rated current	1000 A
Rated short-time thermal current I_{th}	300 kA at 50 Hz
Rated frequency	50 ... 60 Hz
Mutual inductance M	72.14 nH

Output (analog)

Sensitivity	22.5 mV/kA at 50 Hz
Output signal (max.)	30 V

Signal Processing

Limit frequency	373 kHz
-----------------	---------

Measurement Error

Accuracy class	0.5
Translation errors (all positions)	0.75 %
Translation errors (note)	Assuming that a primary conductor with a minimum diameter of 15 mm is used that is routed perpendicular to and in contact with the coil.

Safety and protection

Rated voltage	1000 VAC _{rms} (Cat. III); 600 VAC _{rms} (Cat. IV)
Impulse withstand voltage (1.2/50 μs)	12.8 kV
Protection type	IP57

Test voltage

Voltage for isolation test	AC 7.4 kV; 50 Hz; 1 min
----------------------------	-------------------------

Subject to changes. Please also observe the further product documentation!



Connection data

Feedthrough for measurement conductor	Ø 125 mm
---------------------------------------	----------

Physical data

Cable length	1.5 m
--------------	-------

Mechanical Data

Mounting type	Split-core current transformer (suspended)
---------------	--

Material Data

Weight	130 g
--------	-------

Environmental requirements

Ambient temperature (operation)	-40 ... +80 °C
---------------------------------	----------------

Ambient temperature (storage)	-40 ... +80 °C
-------------------------------	----------------

Relative humidity	90% (without condensation)
-------------------	----------------------------

Operating altitude (max.)	2000 m
---------------------------	--------

Standards and specifications

Conformity marking	CE
--------------------	----

Standards/specifications	EN 61010-1
	EN 61010-2-32
	EN 61869-1
	EN 61869-2
	EN 61869-6
	EN 61869-10
	UL 61010-1

Commercial data

eCl@ss 10.0	27-21-09-02
-------------	-------------

eCl@ss 9.0	27-21-09-02
------------	-------------

ETIM 8.0	EC002048
----------	----------

ETIM 7.0	EC002048
----------	----------

PU (SPU)	1 pcs
----------	-------

Packaging type	bag
----------------	-----

Country of origin	CH
-------------------	----

Subject to changes. Please also observe the further product documentation!

WAGO GmbH & Co. KG

Hansastr. 27

32423 Minden

Phone: +49571 887-0 | Fax: +49571 887-169

Email: info.de@wago.com | Web: www.wago.com

Do you have any questions about our products?

We are always happy to take your call at +49 (571) 887-44222.



GTIN	4055143419208
Customs tariff number	90303370000

Environmental Product Compliance


RoHS Compliance Status	Compliant, No Exemption
------------------------	-------------------------

Approvals / Certificates

General approvals



Logo	Approval	Additional Approval Text	Certificate name
	EAC Brjansker Zertifizierungsstelle	TP TC 004/2011, TP TC 020/2011	EAC RU C-DE.AM02.B.00111 /19
	UL Underwriters Laboratories Inc.	UL 61010-2-032	E499682

Declarations of conformity and manufacturer's declarations

Logo	Approval	Additional Approval Text	Certificate name
	EU-Declaration of Conformity WAGO GmbH & Co. KG	-	-

Optional accessories

Signal conditioner

Power measurement module			
	Item no.: 2857-570/024-000 3-Phase Power Measurement Module; 3x277/480 V/RC; Modbus RTU; Digital output; Configuration via software; Supply voltage: 24 VDC	www.wago.com/2857-570/024-000	
Current signal conditioner			
	Item no.: 857-552 Current signal conditioner; Input for Rogowski coils; Current and voltage output signal; Digital output; Configuration via software; Supply voltage: 24 VDC; 6 mm module width; 2,50 mm ²	www.wago.com/857-552	

Subject to changes. Please also observe the further product documentation!

WAGO GmbH & Co. KG
Hansastr. 27
32423 Minden
Phone: +49571 887-0 | Fax: +49571 887-169
Email: info.de@wago.com | Web: www.wago.com

Do you have any questions about our products?
We are always happy to take your call at +49 (571) 887-44222.



Downloads

Documentation

Bid Text

855-9150/2000-1251 docx - Datei	2019 Jan 24	docx 18.4 kB	Download
------------------------------------	-------------	-----------------	----------

855-9150/2000-1251 X81 - Datei	2019 Jan 24	xml 6.2 kB	Download
-----------------------------------	-------------	---------------	----------

Instruction Leaflet

Rogowski-Spulen RC70 / RC125 / RC175	V 1.1.0	pdf 1.7 MB	Download
--------------------------------------	---------	---------------	----------

Additional Information

Disposal and Recycling Electrical and electronic equipment, Batteries, Packaging	V 1.1.0 2022 Aug 18	pdf 2.2 MB	Download
---	------------------------	---------------	----------

Environmental Product Compliance

Compliance Search

Environmental Product Compliance 855-9150/2000-1251 Rogowski coil; Primary rated current 1000 A; Output signal 22.5 mV per kA; Cable length: 1.5 m; Feedthrough for measurement conductor 125 mm		URL	Download
---	--	-----	----------

Installation Notes

Installation

Subject to changes. Please also observe the further product documentation!



Bayonet connector:
Robust and durable



Screw-mount clips:
Quick and easy mounting with cable ties



Lock-out seal:
Greater security via sealable bayonet lock

Subject to changes. Please also observe the further product documentation!